ELEFANT 650

CAGIVA LA MOTO ITALIANA



Sulla Parigi-Dakar si sono intrecciate molte fantasie ma dalla classicissima del deserto sono scaturite anche molte espressioni tecniche. **Elefant 650** è la più completa risposta perché è la "speciale" che porta nell'èlite delle due ruote, il mezzo che racchiude tecnologicamente il massimo, la moto cresciuta con l'esperienza agonistica. Il fascino dell'avventura, i lunghi trasferimenti nel regno della natura, la partecipazione anche con passeggero ai raid sono oggi a portata di mano. L'estrema facilità di guida è una caratteristica del motore bicilindrico Ducati Pantah opportunamente variato con nuove camme, rapporti speciali al cambio, condotti di elevata concezione, carburatore a comando desmodromico, frizione a secco con comando idraulico. Il cupolino aerodinamico con protezione paramani incorporata ed il baricentro straordinariamente basso si esprimono in una guida docile, incisiva e brillante anche alla elevata velocità massima. Il comfort è assicurato dalle soluzioni di avanguardia che caratterizzano le sospensioni: anteriormente di tipo crossistico e posteriormente col sistema Soft Damp a progressività variabile ed impiego di monoammortizzatore Ohlins con regolazione esterna in funzione del carico e del tipo di terreno. Il telaio, doppia culla continua, in tubi di acciaio speciale a sezione rettangolare ed i freni Brembo, entrambi a disco flottante, completano il quadro tecnico di una moto che sfida persino il futuro.



CARATTERISTICHE TECNICHE

Tipo motore	4 tempi bicilindrico
Raffreddamento	ad aria - raffreddamento olio mediante radiatore
Alesaggio x corsa	82 mm x 61,5 mm
Cilindrata	649,5 cc
Rapporto di compressione	10 : 1
Carburatore	Dell'Orto PHF 36 DD
Potenza max alla ruota	52,4 CV a 7500 giri/min
Coppia max	5,86 kgm a 6000 giri/min
Avviamento	elettrico ed a pedale
Lubrificazione	forzata con pompa ad ingranaggi
Frizione	a dischi multipli a secco
Cambio	a 5 velocità
Trasmissione primaria	ad ingranaggi
Trasmissione secondaria	a catena
Telaio	a doppia culla in tubi di acciaio a sezione quadra
Sospensione anteriore	forcella telescopica idraulica Ø steli 42 mm
Sospensione posteriore	tipo "Soft Damp" con forcellone oscillante
Freno anteriore	a disco
Freno posteriore	a disco
Ruota anteriore	90/90 S21 -mozzo e cerchio in lega leggera
Ruota posteriore	130/90 S17 oppure 130/80 S17 - mozzo e cerchio in lega leggera
Interasse ruote	1520 mm
Lunghezza max	2290 mm
Larghezza max	885 mm
Altezza max	1375 mm
Altezza sella	905 mm
Altezza min. da terra	240 mm
Serbatoio carburante	18 lt
Peso a secco	182 kg
Batteria	12 V - 14 Ah
Accensione	elettronica
Velocità	175 km/h

N.B. La CAGIVA si riserva il diritto di sospendere o modificare la produzione o apportare varianti di qualunque tipo senza preavviso.

PUBBLISPORT-MI

CAGIVA MOTOR ITALIA S.p.A.
Via G. Macchi, 144 - 21100 SCHIRANNA - VARESE
Tel. (0332) 311.240 - Telex 380280 CAGIVA

CATALOGO PARTI DI RICAMBIO
PARTS CATALOG
CATALOGUE PIECES DE RECHANGE
ERSATZTEILKATALOG

Il presente catalogo sostituisce il precedente N. 45190.
This catalog replace the previous N. 45190.
Cette catalogue remplace le precedent N. 45190.
Dieser katalog ersetzt den vorherigen N. 45190.

CAGIVA

ELEFANT 350-650

Part. N° 51398

INDICE - INDEX - INDEX - INHALTSVERZEICHNIS

Tavola - Drawing - Table - Bild

** 1 Attrezzi di assistenza - Service Tools - Outils d'assistance - Hilfsausrüstung
** 2 Comando cambio - Gear shifter - Commande boîte à vitesses - Schaltungshebel
** 3 Cambio, frizione (Elefant 650: F.m.m. 6500993) - Gearchange, clutch (Elefant 650: F.m.m. 6500993) - Boîte à vitesses, embrayage (Elefant 650: F.m.m. 6500993) - Schaltung, Kupplung (Elefant 650: F.m.m. 6500993)
• 3A Cambio, frizione (D.m.m. 6500994) - Gearchange, clutch (D.m.m. 6500994) - Boîte à vitesses, embrayage (D.m.m. 6500994) - Schaltung, Kupplung (D.m.m. 6500994)
** 4 Cilindri, imbiellaggio - Cylinders, crankshaft - Cylindres, vilebrequin - Zylinder, Kurbelwelle
** 5 Distribuzione - Valve timing - Distribution - Ventilsteuerung
** 6 Testa verticale - Vertical head - Culasse verticale - Zylinderkopf
** 7 Testa orizzonatale - Horizontal head - Culasse horizontale - Zylinderkopf
□ 8 Carburatore - Carburetor - Carburateur - Vergaser
• 8A Carburatore (F.m. 1N001504) - Carburetor (F.m. 1N001504) - Carburateur (F.m. 1N001504) - Vergaser (F.m. 1N001504)
• 8B Carburatore (D.m. 1N001505) - Carburetor (D.m. 1N001505) - Carburateur (D.m. 1N001505) - Vergaser (D.m. 1N001505)
** 9 Filtri, pompa olio, radiatore olio - Filters, oil pump, oil radiator - Filtres, pompe à huile, radiateur huille - Ölfilter, Pumpe, Olkuhler
** 10 Semicarter lato frizione (Elefant 650: F.m.m. 6500993) - Crankcase clutch side (Elefant 650: F.m.m. 6500993) - Carter côté embrayage (Elefant 650: F.m.m. 6500993) - Motorgehause Rechts (Elefant 650: F.m.m. 6500993)
• 10A Semicarter lato frizione (D.m.m. 6500994) - Crankcase clutch side (D.m.m. 6500994) - Carter côté embrayage (D.m.m. 6500994) - Motorgehause Rechts (D.m.m. 6500994)
** 11 Semicarter lato catena e alternatore - Crankcase chain side and alternator - Carter côté chaîne et alternateur - Motorgehause Links und Lichtmaschine
** 12 Avviamento elettrico ed accensione - Electric starter and ignition - Démarrage électrique et allumage - Elektrischer Anlasser und Zündung
** 12A Avviamento a pedale - Kick starter - Pedal de mise en marche - Tretnanlasse
** 13 Aspirazione e filtro aria - Air box and filter - Aspiration et filtre - Ansaugen und filter
** 14 Telaio anteriore, piastra salvamotore, pedane conducente - Frame, plate, driver foot-rest - Châssis, plaque, repose-pieds conducteur - Rahmen, Platte, Fahrerfussraste
** 15 Telaio posteriore, gamba laterale, pedane passeggero - Frame assembly, side stand, foot rest - Châssis, bequille latérale, repos-pied - Rahmen, Seitenstander, Fussraste
** 16 Sospensione anteriore - Front fork assembly - Suspension AV. - Teleskopgabel
** 17 Forcellone, sospensione posteriore - Swing arm and rear suspension - Fourche, suspension AR. - Gabel, Hint. Aufhängung
** 18 Manubrio e comandi (Elefant 650: F.m. 1N000989) - Handlebar and controls (Elefant 650: F.m. 1N000989) - Guidon et commandes (Elefant 650: F.m. 1N000989) - Lenke und Steverorgane (Elefant 650: F.m. 1N000989)
• 18A Manubrio e comandi (D.m. 1N000990 F.m. 1N001504) Handlebar and controls (D.m. 1N000990 F.m. 1N001504) - Guidon et commandes (D.m. 1N000990 F.m. 1N001504) - Lenke und Steverorgane (D.m. 1N000990 F.m. 1N001504)
• 18B Manubrio e comandi (D.m. 1N001505) - Handlebar and controls (D.m. 1N001505) - Guidon et commandes (D.m. 1N001505) - Lenke und Steverorgane (D.m. 1N001505)

INDICE - INDEX - INDEX - INHALTSVERZEICHNIS

Tavola - Drawing - Table - Bild

** 19 Freno idraulico posteriore, comando cambio - Rear hydraulic brake, - Frein hydraulique AV., - Hinterbremse,

** 20 Carenature, parafanghi, sella (Elefant 650: F.m. 1N001504) - Fenders, chain guard, seat (Elefant 650: Fm. 1N001504) - Carenature, garde-boues, siège (Elefant 650: F.m. 1N001504) - Verkleidung, Koftlügel, Sattel (Elefant 650: F.m. 1N001504)

• 20A Carenature, parafanghi, sella (D.m. 1N001505) - Fenders, chain guard, seat (D.m. 1N001505) - Carenature, garde-boues, siège (D.m. 1N001505) - Verkleidung, Koftlügel, Sattel (D.m. 1N001505)

** 21 Serbatoio carburante - Gas tank - Reservoir carburant - Kraftstoffbehälter

** 22 Scarico - Exhaust system - Tuyau d'échappement - Auspuffrohr

** 23 Ruota anteriore - Front wheel - Roue AV - Vorterrad

** 24 Ruota posteriore - Rear wheel - Roue AR - Hinterrad

** 25 Strumenti (Elefant 650: F.m. 1N001504) - Instruments (Elefant 650: F.m. 1N001504) - Instruments (Elefant 650: F.m. 1N001504) - Instrumenten (Elefant 650: F.m. 1N001504)

• 25A Strumenti (D.m. 1N001505) - Instruments (D.m. 1N001505) - Instruments (D.m. 1N001505) - Instrumenten (D.m. 1N001505)

** 26 Impianto elettrico - Electric system - Installation électrique - Elektrische Anlage

** 27 Proiettore, fanale posteriore, indicatori di direzione (Elefant 650: F.m. 1N001504) - Head lamp assy, rear light assy, blinking lights (Elefant 650: F.m. 1N001504) - Projecteur, feu arrière, Feux de directions (Elefant 650: F.m. 1N001504) - Scheinwerfen, Richtung sweiserlampen, Minter licht (Elefant 650: F.m. 1N001504)

• 27A Proiettore, fanale posteriore, indicatori di direzione (D.m. 1N001505) - Head lamp assy, rear light assy, blinking lights (D.m. 1N001505) - Projecteur, feu arrière, Feux de directions (D.m. 1N001505) - Scheinwerfen, Richtung sweiserlmapen, Minter licht (D.m. 1N001505)

• 28 Kit serbatoio carburante da l 30 - 30 lt reservoir kit - Kir réservoir de litres 30 - Kit für tank-liter 30

□: Elefant 350
•: Elefant 650
**: Elefant 350-650

TL 1n 002504
MAN 650 2808

INFORMAZIONI GENERALI

Questo catalogo è stato preparato per richiedere con esattezza le parti di RICAMBIO dei motociclo **Elefant 350 ed Elefant 650.**
Nelle ordinazioni indicare sempre e solamente:
1) il numero dei particolari seguito dalla descrizione;
2) il colore per i pezzi verniciati o comunque colorati;
3) il numero d'identificazione (matricola) del motociclo.
Le indicazioni di destra e sinistra si riferiscono ai due lati della macchina rispetto al guidatore seduto in sella.

GENERAL INFORMATION

This catalog has been prepared for your convenience when ORDERING PARTS for **Elefant 350 and Elefant 650 motorcycles.**
The following instructions should be followed very carefully when ordering parts:
1) indicate part number and description;
2) indicate colour for painted or couloured parts;
3) indicate V.I.N. number.
Right side and left side indicated in this catalog are referred to rider seating on motorcycle.

INFORMATIONS GENERALES

Ce catalogue a été préparé pour faciliter le client dans sa commande de pièces de RECHANGE pour la motocyclette **Elefant 350 et Elefant 650.**
Pour toute commande, indiquer toujours et soulements:
1) le numéro de la piece suivi de sa description;
2) la couleur des pièces peintes ou coulorés;
3) le numéro d'identification (matricule) de la motocyclette.
Les indications de droite et gauche se rapportent aux deux côtes de la motocyclette par rapport au conducteur assis sur la selle.

ALLGEMEINE INFORMATIONEN

Dieser Katalog wurde vorbereitet um die Möglichkeit zu geben, dass die ERSATZTEILE mit höchster Genauigkeit angefordet werdwn Können und zwar für das Motorrad **Elefant 350 und Elefant 650.**
1) den Auftägen ist immer und nur folgendes anzugeben;
2) die Farbe für die lakierten oder farbigen Teile;
3) die Herstellungsnummer des Motorrades;
Die Angaben für rechts und links beziehen sich auf die beiden Seiten des Motorrades und zwar so gesehen, wie es der Fahrer siht, wenn er im Sattel zitzt.

NOTE - LIST - NOTES - NOTE:

F.m.: Fino al telaio matricola - Up to frame part number - Jusqu'au châssis matricule - Bis zu Mutterrallerahmen/N002804
D.m.: Dal telaio matricola - From part number frame - Von Mutterallerachme
F.m.m.: Fino al motore matricola - Up to engine part number - Jusqu'au moteur matricule - Bis zu Mutterrallemotor
D.m.m.: Dal motore matricola - From part number motor - Du moteur matricule - Von Mutterrallemotor 6S028868

□ : **Elefant 350**
• : **Elefant 650**
•• : **Elefant 350-650**

AUS	:	Australia, Australia, Australie, Australien
B	:	Belgio, Belgium, Belgique, Belgien
BR	:	Brasile, Brazil, Brasile, Brasilien
CDN	:	Canada, Canada, Canada, Kanada
CH	:	Svizzera, Switzerland, Suisse, Schweizer
D	:	Germania, Germany, Allemagne, Deutschland
E	:	Spagna, Spain, Espagne, Spanien
F	:	Francia, France, France, Frankreich
GB	:	Gran Bretagna, Great Britain, Grand Bretagne, Groos Britan
GR	:	Grecia, Greece, Grèce, Griechenland
I	:	Italia, Italy, Italie, Italien
SF	:	Finlandia, Finland, Finlande, Finnland
TA	:	Tahiti, Tahiti, Tahiti, Tahiti
USA	:	Stati Uniti d'Ameria, United States of America, Etats Units d'Amerique, Verenigte Staaten von Amerika

N.B. I n° di matricola iniziali dei motocicli Elefant 350 ed Elefant 650 sono rispettivamente 5N000001 e 1N000001.
Initial part number of the motorcycle Elefant 350 and Elefant 650 are 5N000001 and 1N000001.
Les premiers numéros de matricule des motorcyclettes Elefant 350 et Elefant 650 sont 5N000001 et 1N000001.
Die Anfangsnummer der Matrikel vom motorrad Elefant 350 und Elefant 650 sind 5N000001 und 1N000001.

Dati indicativi soggetti a modifiche senza impegno di preavviso.
All data are subject to modification without prior notice.
Données indicatif sujet au modifications sans obligation de préavis.
Änderungen Vorbehalten.

Emesso: Aprile 1986
Iussed: April 1986
Imprimé: Avril 1986
Herausgegeben: April 1986

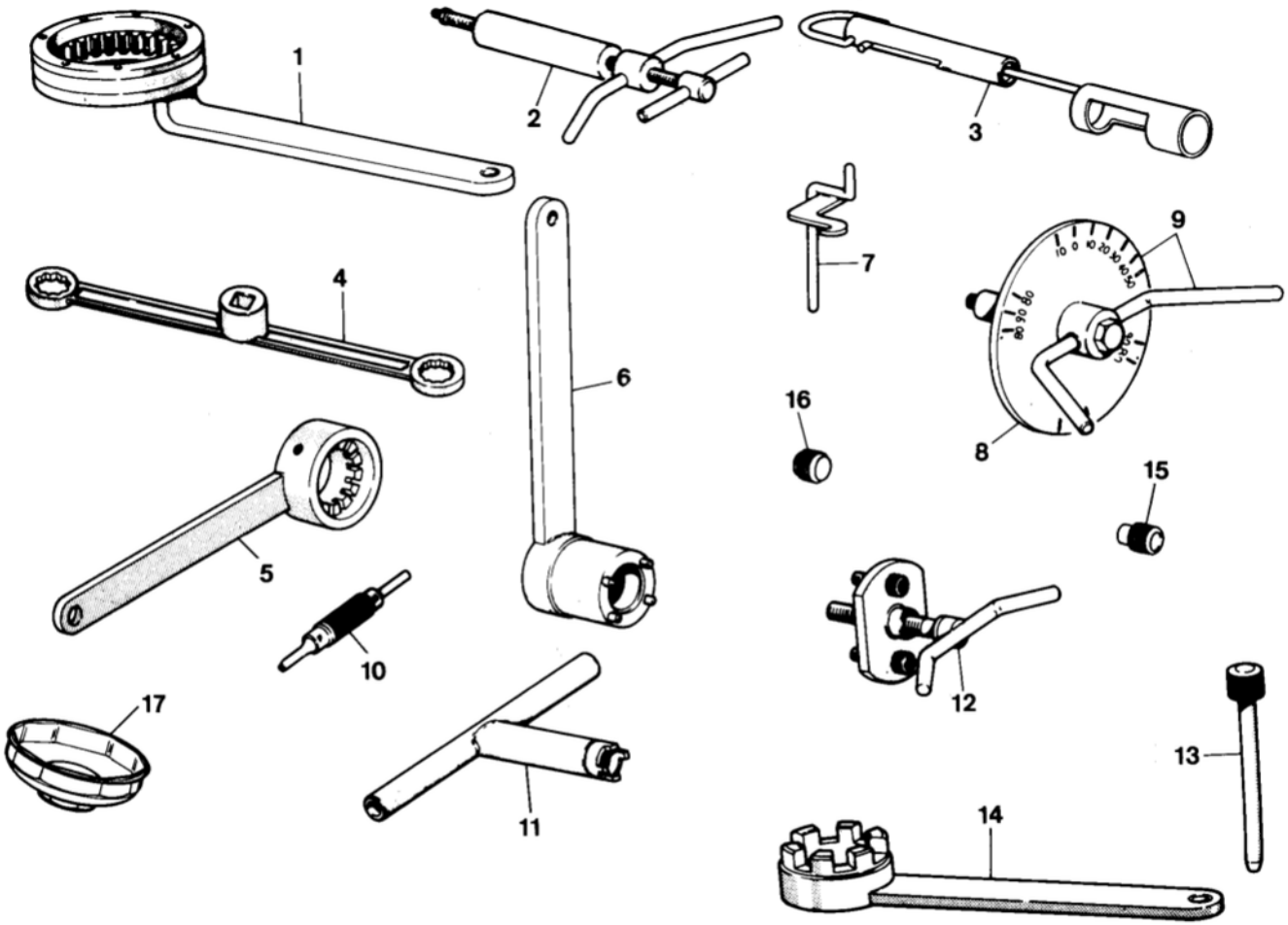
1
2
3
4
5
6
7
8
9
10
11
12
13
14
15
16
17

Note Notes Notes Marke	Index No. Pos. N.	Code N. Nr. Code N. Cod Code Nr.	DENOMINAZIONE	NAME	DESIGNATION	BESHREIBUNG	Q.ty Q.tà Q.te M.ge	Validity Validità Validité Gultig
**	1	88713.0146	Chiave ferma tamburo frizione (42403)	Clutch drum locking wrench	Clé d'arret tambour embrayage	Halterungsschlussel der Kupplungstrommel	1	
**	2	88713.0120	Estrattore per perni bilanciere (42404)	Rocker pin extractor	Extracteur axes culbuteur	Abzieher fur Kipphebelachse	1	
**	3	88713.0748	Tenditore dinamometr.per cinghia distri.	Wrench for cylinder.head nut	Clé pour ecrou culasse	Spannschlussel fur Zylinderkopf	1	
**	4	88713.0718	Chiave per bloccaggio dadi testa (42407)	Wrench for cylinder-head nut	Clé pour écrou culasse	Spannschlussel fur Zylinderkoof	1	
**	5	88713.0710	Chiave ferma alternatore per bloccaggio dado (42652)	Alternator retain, wrench for nut locking	Clè d'arret alternateur pour blocage écrou	Stromwechselhalterungsschlussel fur Mutterversperr	1	
**	6	88713.0137	Chiave ferma ingranaggio albero motore per bloccaggio dado (42409)	Crankshaft gear retaining wrench for nut locking	Clé d'arret engrenage arbre moteur pour blocage écrou	Halterungsschlussel des Antriebswellenrads fur Mutterversperrung	1	
**	7	88713.0143	Attrezzo per montare molla e bilanciere chiusura (42410)	Closing rocker end spring assembling tool	Outil pou monter ressort et culbuteur de fermeture	Werkzeug fur Feder und Kipphebelmontage	1	
**	8	98112.0002	Disco graduato (42411)	Protractor wheel	Disque gradué	Stellscheibe	1	
**	9	88713.0123	Attrezzo porta disco graduato per controllo anticipo con disco (42412)	Graduated disc bearing tool for advance checking with disc	Outil porte-disque gradué pour controle calage avec disque	Vorzundungstellscheibetrager mit Stellscheibe	1	
**	10	88713.0114	Attrezzo per smontare spine dai collettori Molex (42413)	Tool for removal of connector pins	Ountil pour démonter goujons connect.	Abzieher fur steck Kontakte	1	
**	11	88713.0139	Chiave per bloccaggio ghiera pulegge distribuzione (42414)	Timing pulley nut locking wrench	Clé d'arret écrous poulies distribut.	Halterungsschl. der Steuerscheibenutmutter.	1	
**	12	88713.0144	Estrattore per smontare coperchio catena/alternatore (42416)	Tool for removal of chain cover	Outil pour démonter couvercle chaine	Abzieher fur Kettendeckel	1	
**	13	88713.0262	Spina per montare i bilancieri (42405)	Rocker assembl. pin	Cheville-guide pour monter culbuteurs	Stift fur Kipphebeleinbau	1	
**	14	88713.0711	Chiave ferma pulegge distribuz. (42415)	Timing pulley retaining wrench	Clé d'arret poulies distribution	Halterungsschl. der Steuerscheiben	1	
**	15	/	Distanziale controllo registro inferiore valvola (44119)	Lower spacer	Entretoise inf.	Unterdistanzstuck	1	
**	16	/	Distanziale controllo registro inferiore valvola (44120)	Lower spacer	Entretoise inf.	Unterdistanzstuck	1	
**	17	06750.3210	Attrezzo smontaggio cartuccia filtro olio (50048)	Oil filter cartridge strip tool	Outillage pour désassembler la cartouche du filtre à huile	Vorrichtung fur die abmontierung des olfiltereinsatzes	1	

RICAMBI ORIGINALI
GENUINE PARTS
PIECES D'ORIGINE
DUCATI
MECCANICA S.p.A.

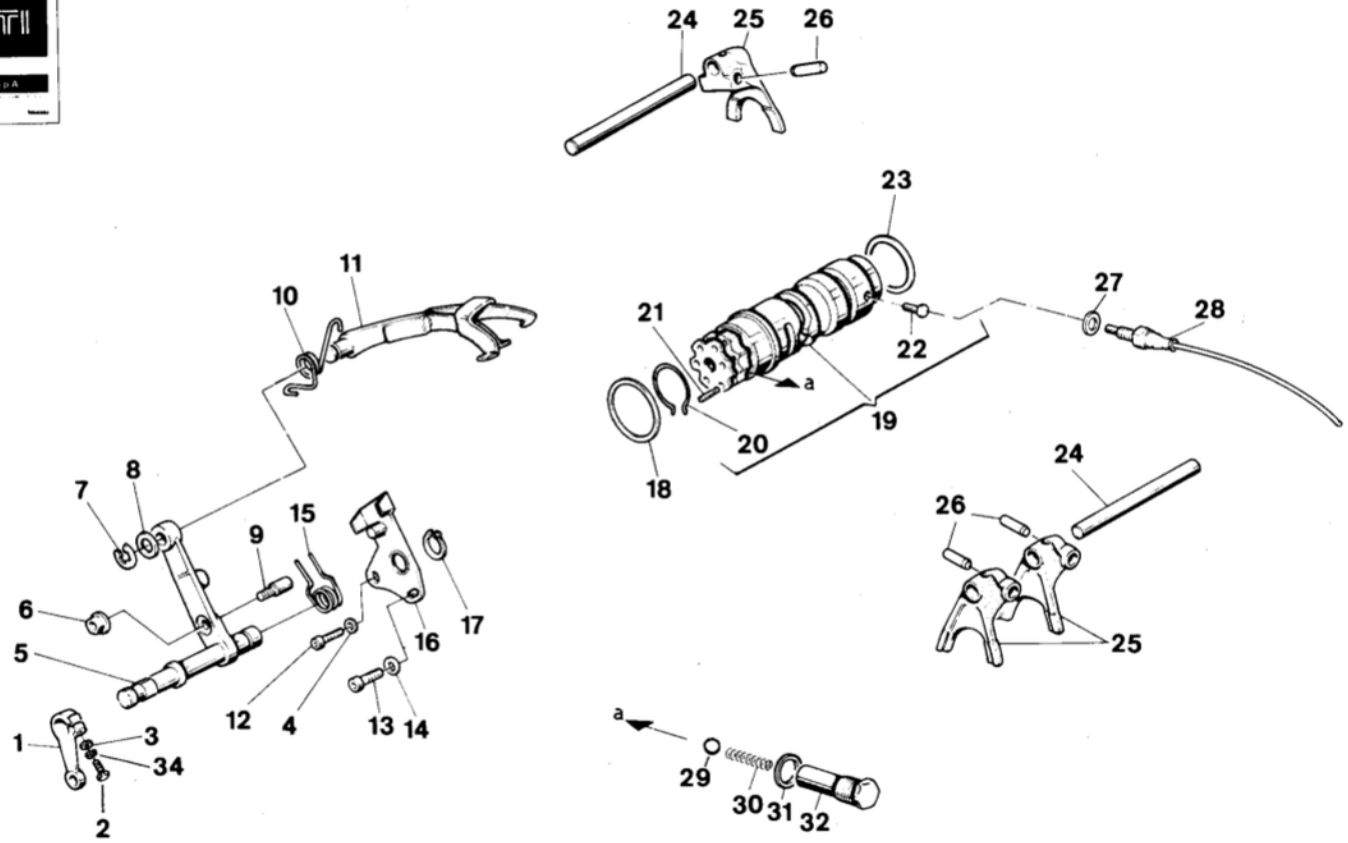
33
24
25
26
23
11
10
21
22
27
28
a
19
20
18
24
26
25
7
8
15
9
6
5
16
17
12
4
13
14
1
3
34
2
a
29
30
31
32

Note Notes Notes Marke	Index No. Pos. N.	Code N. Nr. Code N. Cod Code Nr.	DENOMINAZIONE	NAME	DESIGNATION	BESHREIBUNG	Q.ty Q.tà Q.te M.ge	Validity Validità Validité Gultig
**	1	42396	Levetta comando cambio	Gear control lever	Levier comm. vitesse	Schalthebel	1	
**	2	N1082-G22	Vite	Screw	Vis	Schraube	1	
**	3	N15504-G22	Rondella piana	Washer	Rondelle	Unterlegscheibe	2	
**	4	0400.13.030	Rosetta	Washer	Rondelle	Scheibe	1	
**	5	0660.13.160	Perno con leva cambio	Pin with lever	Goujon avec levier	Stift mit Hebel	1	
**	6	0799.13.095	Dado autobloccante M6	Nut	Ecrou	Mutter	1	
**	7	0214.07.350	Anello IDEAL D8	Ideal ring	Anneau	Idealring	1	
**	8	0400.09.050	Rondella Φ 10,5xΦ 16x0,5	Washer	Rondelle	Unterlegscheibe	1	
**	9	0660.13.165	Perno per leva cambio	Gearlever pin	Goujon pour levier	Hebelstift	1	
**	10	0660.13.170	Molla ritorno forcella	Return spring	Ressort fourche	Gabelfeder	1	
**	11	0660.13.200	Forcella comando tamburo cambio	Control fork	Fourche commande	Gabel	1	
**	12	71502.1631	Vite TCEI M6x20	Screw	Vis	Schraube	1	
**	13	71502.2125	Vite TE M8x20	Screw	Vis	Schraube	1	
**	14	0400.49.070	Rondella ondulata Φ 8,4	Washer	Rondelle	Unterlegscheibe	1	
**	15	0799.13.110	Molla ritorno leva cambio	Return spring	Ressort retour	Hebelfeder	1	
**	16	0660.12.250	Piastrina fine corsa	Plate	Plaque	Platte	1	
**	17	73500.1542	Anello Seeger 15E	Seeger ring	Anneau Seeger	Seegerring	1	
**	18	0660.13.061	Rondella rasamento Φ 45,2xΦ 49x0,2	Thrust washer	Rondelle de butée	Distanzscheibe	1	
		0660.13.062	Rondella rasamento Φ 45,2xΦ 49x0,3	Thrust washer	Rondelle de butée	Distanzscheibe	1	
		0660.13.060	Rondella rasamento Φ 45,2xΦ 49x1	Thrust washer	Rondelle de butée	Distanzscheibe	1	
**	19	0367.13.400	Tamburo cambio completo	Compl. drum	Tambour complet	Schaltwalze	1	
**	20	0660.13.057	Anello ferma rullini	Stop ring	Anneau ferm.	Stopring	1	
**	21	0660.13.050	Rullino speciale	Roller	Rouleau	Walze	6	
**	22	0660.13.045	Pernetto comando spia folle	Warn. light control pin	Goujon comm.témoin vit. au poit mort	Stift	1	
**	23	0660.13.066	Rondella rasamento Φ 40,2xΦ 46x0,2	Thrust washer	Rondelle de butée	Distanzscheibe	1	
		0660.13.067	Rondella rasamento Φ 40,2xΦ 46x0,3	Thrust washer	Rondelle de butée	Distanzscheibe	1	
		0660.13.065	Rondella rasamento Φ 40,2xΦ 46x1	Thrust washer	Rondelle de butée	Distanzscheibe	1	
**	24	0660.13.070	Perno per forcella	Fork pin	Goujon fourche	Hebelstift	2	
**	25	0367.13.075	Forcella innesto marce	Fork	Fourche eng. vitesses	Schaltgabel	3	
**	26	0660.13.085	Perno guida Φ 7,7	Pin	Goujon	Stift	3	
**	27	4202.0008A	Guarnizione	Gasket	Joint	Dichtung	1	
**	28	0759.49.750	Interruttore spia folle	Warn. light switch	Interrupteur témoin	Kontrollampeschalter	1	
**	29	7683.51.134	Sfera Φ 11	Ball	Bille	Kugel	1	
**	30	0660.13.143	Molla scatto marce	Spring	Ressort	Feder	1	
**	31	0272.91.090	Guarnizione	Gasket	Joint	Dichtung	1	
**	32	0660.13.133	Porta-puntalino	Peg holder	Porte-tige	Stagehalter	1	
**	33	0367.51.101	Busta guarnizioni e gommini di tenuta	Rubber and gasket set	Jeu joints et cautchoucs	Gummi-und Dichtungssatz	1	
**	34	N15536-G22	Rosetta elastica	Spring washer	Rondelle élastique	Federscheibe	1	

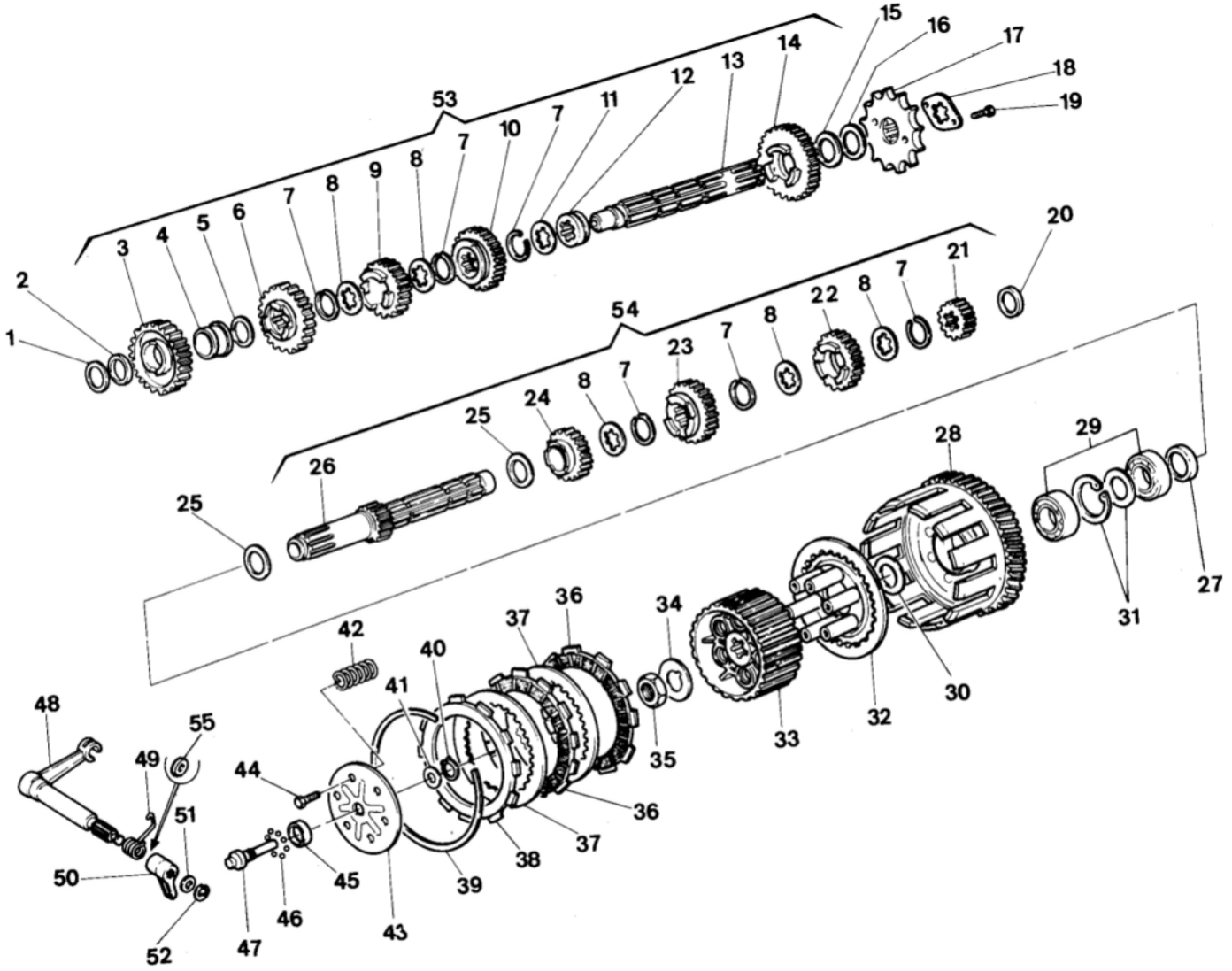
53
54
1
2
3
4
5
6
7
8
9
10
11
12
13
14
15
16
17
18
19
20
21
22
23
24
25
26
27
28
29
30
31
32
33
34
35
36
37
38
39
40
41
42
43
44
45
46
47
48
49
50
51
52
55

Note Notes Notes Marke	Index No. Pos. N.	Code N. Nr. Code N. Cod Code Nr.	DENOMINAZIONE	NAME	DESIGNATION	BESHREIBUNG	Q.ty Q.tà Q.te M.ge	Validity Validità Validité Gultig
**	1	0002.16.055	Rondella Φ17,2xΦ25x0,2 sp.	Washer	Rondelle	Unterlegscheibe	1	
**	2	0660.16.140	Distanziale sp. 4,1	Distance piece	Entretoise	Distanzstuck	1	
**	3	0367.16.050	Ingran. condotto prima vel. Z=43	Driven gear	Engrenage conduit	Zahnrad	1	
**	4	0660.16.220	Boccola ingr. condotto prima vel.	Bush	Douille	Buchse	1	
**	5	0619.16.125	Rondella Φ19,5xΦ26x1	Washer	Rondelle	Unterlegscheibe	1	
		0660.88.125	Rondella Φ19,5xΦ25x0,8	Washer	Rondelle	Unterlegscheibe	1	
**	6	0660.16.070	Ingran. condotto terza vel. Z=32	Driven gear	Engrenage conduit	Zahnrad	1	
**	7	0619.16.180	Anello elastico	Elastic ring	Bague élastique	Elastischer Ring	6	
**	8	0619.16.015	Rondella scanalata sp. 0,5	Thrust washer	Rondelle	Distanzscheibe	5	
□	9	0659.16.085	Ingranaggio condotto 5° vel. Z=28	Driven gear	Engrenage conduit	Zahnrad	1	
●		0660.16.087	Ingran. condotto quinta vel. Z=27	Driven gear	Engrenage conduit	Zahnrad	1	
**	10	0660.16.080	Ingran. condotto quarta vel. Z=29	Driven gear	Engrenage conduit	Zahnrad	1	
**	11	0619.16.140	Rondella scanalata sp. 1,5	Thrust washer	Rondelle	Distanzscheibe	1	
**	12	0619.16.065	Boccola ingran. condotto seconda vel.	Bush	Douille	Buchse	1	
**	13	0367.16.110	Albero secondario cambio	Counter shaft	Arbre secondaire	Vorgelegewelle	1	
**	14	0367.16.060	Ingran. condotto seconda vel. Z=37	Driven gear	Engrenage conduit	Zahnrad	1	
**	15	0660.16.145	Distanziale sp. 2,8	Distance piece	Entretoise	Distanzstuck	1	
		0660.16.150	Distanziale sp. 3	Distance piece	Entretoise	Distanzstuck	1	
		0660.16.140	Distanziale sp. 4,1	Distance piece	Entretoise	Distanzstuck	1	
**	16	0504.47.050	Rondella Φ25,2xΦ32,5x0,2	Washer	Rondelle	Unterlegscheibe	1	
□	17	0336.16.090	Pignone catena Z=14	Chain sprocket	Pignon chaine	Ritzel	1	
●		0659.16.090	Pignone catena Z=14	Chain sprocket	Pignon chaine	Ritzel	1	
**	18	0660.16.105	Piastrina ferma-pignone	Plate	Plaque	Platte	1	
**	19	70915.1613	Vite TE M6x10	Screw	Vis	Schraube	2	
**	20	0660.16.150	Distanziale sp. 3	Distance piece	Entretoise	Distanzstuck	1	
**	21	0367.16.020	Ingran. conduttore seconda vel. Z=20	Driving gear	Engrenage conducteur	Zahnrad	1	
**	22	0660.16.040	Ingran. conduttore quarta vel. Z=27	Driving gear	Engrenage conducteur	Zahnrad	1	
□	23	0659.16.045	Ingran. conduttore quinta vel. Z=29	Driving gear	Engrenage conducteur	Zahnrad	1	
●		0660.16.047	Ingran. conduttore quinta vel. Z=29	Driving gear	Engrenage conducteur	Zahnrad	1	
**	24	0660.16.030	Ingran. conduttore terza vel. Z=24	Driving gear	Engrenage conducteur	Zahnrad	1	
**	25	0251.47.050	Rondella Φ25,5xΦ32,5x1	Washer	Rondelle	Unterlegscheibe	2	
		0504.47.050	Rondella Φ25,5xΦ32,5x0,2	Washer	Rondelle	Unterlegscheibe		
		0150.16.030	Rondella Φ25,5xΦ32,5x0,5	Washer	Rondelle	Unterlegscheibe		
**	26	0367.16.010	Albero primario cambio Z=14	Main shaft	Arbre primaire	Hauptwelle	1	
**	27	0660.16.620	Distanziale sp.5	Distance piece	Entretoise	Distanzstuck	1	
□	28	0661.16.950	Coppia camp. frizione-ingra. alb. motore	Clutch housing with crankshaft gear	Cage embrayage avec engr. vilebrequin	Kupplungskorb mit kurgelwellezahrad	1	
●		0667.16.950	Coppia camp. frizione-ingra. alb. motore	Clutch housing with crankshaft gear	Cage embrayage avec engr. vilebrequin	Kupplungskorb mit kurgelwellezahrad	1	

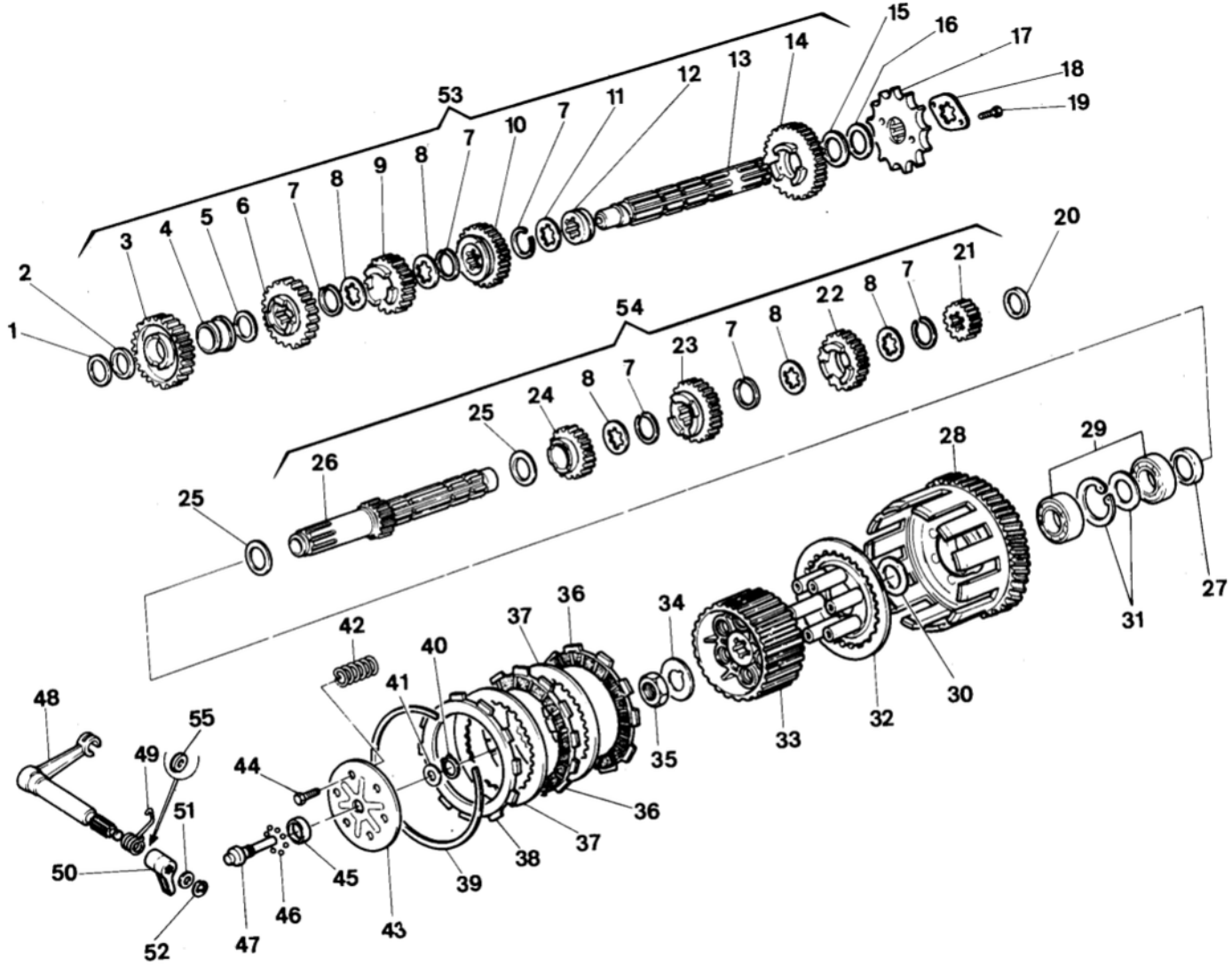
53
54
1
2
3
4
5
6
7
8
9
10
11
12
13
14
15
16
17
18
19
20
21
22
23
24
25
26
27
28
29
30
31
32
33
34
35
36
37
38
39
40
41
42
43
44
45
46
47
48
49
50
51
52
55

Note Notes Notes Marke	Index No. Pos. N.	Code N. Nr. Code N. Cod Code Nr.	DENOMINAZIONE	NAME	DESIGNATION	BESHREIBUNG	Q.ty Q.tà Q.te M.ge	Validity Validità Validité Gultig
**	29	75113.2566	Cuscinetto Φ25xΦ47x12	Bearing	Roulement	Kugellager	2	
**	30	0661.16.628	Distanziale	Spacer	Entretoise	Distanzstuck	1	
**	31	0661.88.630	Anello seeger-Distanziale	Seeger ring-Distance piece	Anneau Entretoise	Seegerring-Distanzstuck	1	
**	32	0661.16.630	Spingidisco	Pressure plate	Pousse-disque	Druckplatte	1	
**	33	0661.16.610	Tamburo frizione	Clutch drum	Tambour embrayage	Kupplungskern	1	
**	34	0400.47.030	Rosetta di sicurezza Φi 20,2	Washer	Rondelle	Sicherungsblech	1	
**	35	0400.47.040	Dado esagonale M20x1x7	Hex. nut	Ecrou hex.	Mutter	1	
**	36	0661.16.670	Disco conduttore	Plate	Disque	Platte	7	
**	37	0661.16.530	Disco condotto	Plate	Disque	Platte	7	
**	38	0661.16.690	Disco conduttore esterno	Upper driv. disc	Disque conduct. ext.	Belagscheibe	1	
**	39	0661.16.573	Anello di fermo	Stop ring	Bague de fix.	Stopring	1	
**	40	73500.0929	Anello Seeger 9E	Seeger ring	Anneau Seeger	Seegerring	1	
**	41	0504.49.270	Rondella Φ9,3xΦ17x0,5	Washer	Rondelle	Unterlegscheibe	2	
□	42	0659.16.558	Molla frizione	Spring	Ressort	Feder	6	
●		0659.16.555	Molla frizione	Spring	Ressort	Feder	6	
**	43	0661.16.560	Disco comando frizione	Clutch control disc	Disque comm. embr.	Scheibe	1	
**	44	4176.01.42A	Vite TE M6x25	Screw	Vis	Schraube	6	
**	45	0660.16.720	Scodellino portasfere	Ball cup	Cuvette à billes	Kugelteller	1	
**	46	76835.0415	Sfera	Ball	Bille	Kugel	11	
**	47	0660.16.710	Perno comando frizione	Clutch contr. pin	Pivot comm. embr.	Stift	1	
**	48	0660.16.410	Leva con perno comando frizione	Lever with pin	Levier avec pivot	Hebel mit Stift	1	
**	49	0660.16.430	Molla ritorno leva	Spring	Ressort	Feder	1	
**	50	0660.16.415	Spingitore	Pusher	Pousseur	Schieber	1	
**	51	0609.92.085	Rondella sp. 0,5	Washer	Rondelle	Unterlegscheibe	1	
		0609.92.080	Rondella sp.1	Washer	Rondelle	Unterlegscheibe	1	
**	52	4156.00.04A	Anello Φ6	Ring	Anneau	Stopring	1	
□	53	0336.88.110	Albero secondario completo	Countershaft assy	Arbre secondaire compl.	Nebenwelle kpl.	1	
●		0660.88.110	Albero secondario completo	Countershaft assy	Arbre secondaire compl.	Nebenwelle kpl.	1	
□	54	0336.88.100	Albero primario completo	Mainshaft assy	Arbre primaire compl.	Primarwelle kpl.	1	
●		0660.88.100	Albero primario completo	Mainshaft assy	Arbre primaire compl.	Primarwelle kpl.	1	
□	55	0650.49.045	Rondella Φ12,5×Φ18×0.5	Wascher	Rondelle	Unterlegscheibe	1	
			*: Per Elefant 650 F.m.m. 6500993	*: For Elefant 650 F.m.m. 6500993	*: Pour Elefant 650 F.m.m. 6500993	*: Fur Elefant 650 F.m.m. 6500993		

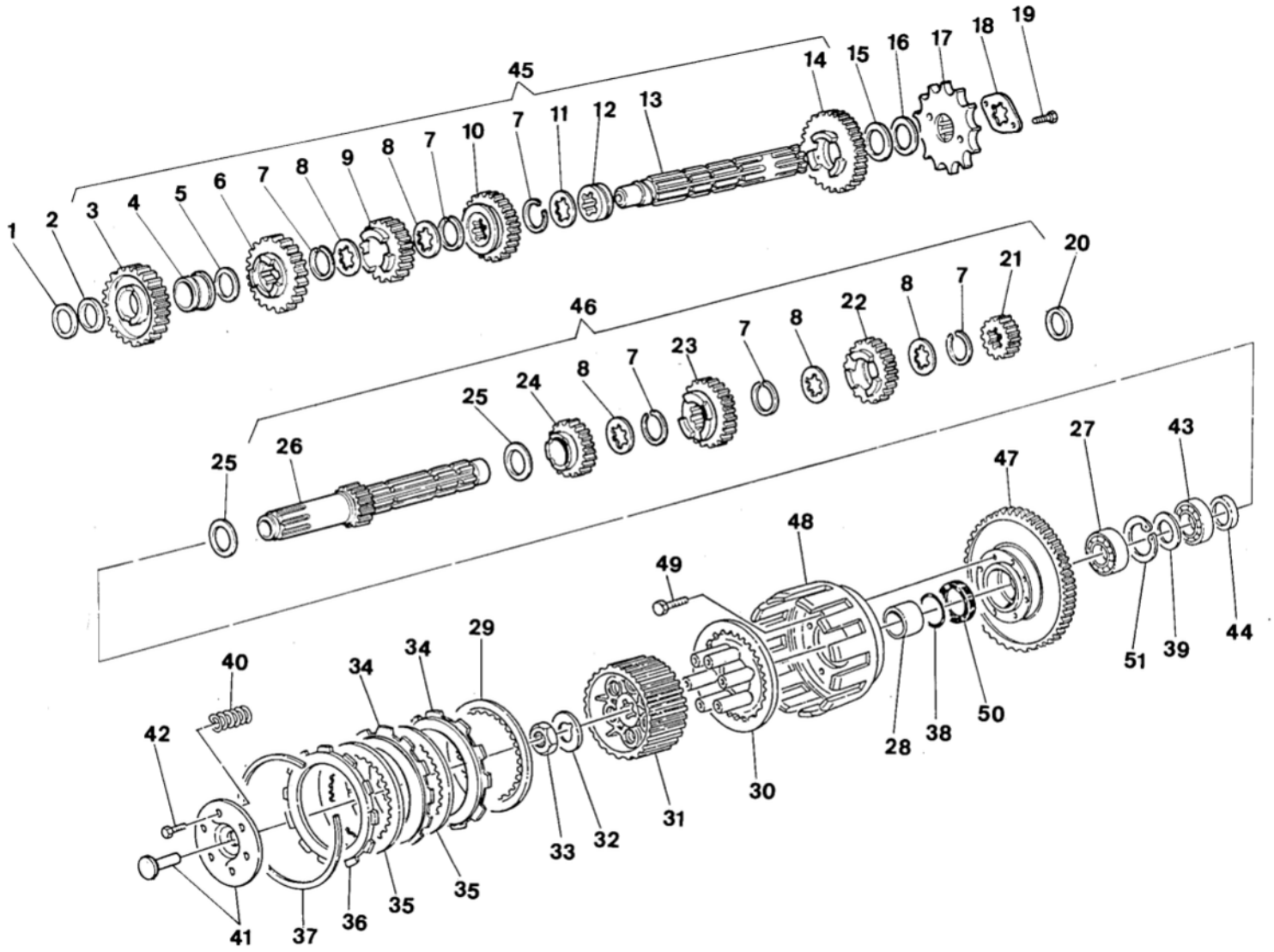
45
46
1
2
3
4
5
6
7
8
9
8
7
10
7
11
12
13
14
15
16
17
18
19
20
21
7
8
22
8
7
23
7
8
24
25
25
26
27
43
47
48
49
29
34
34
40
42
41
37
36
35
35
33
32
31
30
28
38
50
51
39
44

Note Notes Notes Marke	Index No. Pos. N.	Code N. Nr. Code N. Cod Code Nr.	DENOMINAZIONE	NAME	DESIGNATION	BESHREIBUNG	Q.ty Q.tà Q.te M.ge	Validity Validità Validité Gultig
•	1	0002.16.055	Rondella Φ 17,2 x Φ 25 x 0,2 sp.	Washer	Rondelle	Unterlegscheibe	1	
•	2	0660.16.140	Distanziale sp. 4,1	Distance piece	Entretoise	Distanzstuck	1	
•	3	0367.16.050	Ingran. condotto prima vel. Z=43	Driven gear	Engrenage conduit	Zahnrad	1	
•	4	0660.16.220	Boccola ingr. condotto prima vel.	Bush	Douille	Buchse	1	
•	5	0619.16.125	Rondella Φ 19,5 x Φ 26 x 1	Washer	Rondelle	Unterlegscheibe	1	
		0660.88.125	Rondella Φ 19,5 x Φ 25 x 0,8	Washer	Rondelle	Unterlegscheibe	1	
•	6	0660.16.070	Ingran. condotto terza vel. Z=32	Driven gear	Engrenage conduit	Zahnrad	1	
•	7	0619.16.180	Anello elastico	Elastic ring	Bague élastique	Elastischer Ring	6	
•	8	0619.16.015	Rondella scanalata sp. 0,5	Thrust washer	Rondelle	Distanzscheibe	5	
•	9	0665.16.085	Ingran. condotto quinta vel. Z=27	Driven gear	Engrenage conduit	Zahnrad	1	
•	10	0660.16.080	Ingran. condotto quarta vel. Z=29	Driven gear	Engrenage conduit	Zahnrad	1	
•	11	0619.16.140	Rondella scanalata sp. 1,5	Thrust washer	Rondelle	Distanzscheibe	1	
•	12	0619.16.065	Boccola ingran. condotto seconda vel.	Bush	Douille	Buchse	1	
•	13	0367.16.110	Albero secondario cambio	Counter shaft	Arbre secondaire	Vorgelegewelle	1	
•	14	0367.16.060	Ingran. condotto seconda vel. Z=37	Driven gear	Engrenage conduit	Zahnrad	1	
•	15	0660.16.145	Distanziale sp. 2,8	Distance piece	Entretoise	Distanzstuck	1	
		0660.16.150	Distanziale sp. 3	Distance piece	Entretoise	Distanzstuck	1	
		0660.16.140	Distanziale sp. 4,1	Distance piece	Entretoise	Distanzstuck	1	
•	16	0504.47.050	Rondella Φ 25,2 x Φ 32,5 x 0,2	Washer	Rondelle	Unterlegscheibe	1	
•	17	0659.16.090	Pignone catena Z=14	Chain sprocket	Pignon chaine	Ritzel	1	
•	18	0660.16.105	Piastrina ferma-pignone	Plate	Plaque	Platte	1	
•	19	70915.1613	Vite TE M6x10	Screw	Vis	Schraube	2	
•	20	0660.16.150	Distanziale sp. 3	Distance piece	Entretoise	Distanzstuck	1	
•	21	0367.16.020	Ingran. conduttore seconda vel. Z=20	Driving gear	Engrenage conducteur	Zahnrad	1	
•	22	0660.16.040	Ingran. conduttore quarta vel. Z=27	Driving gear	Engrenage conducteur	Zahnrad	1	
•	23	0665.16.045	Ingran. conduttore quinta vel. Z=29	Driving gear	Engrenage conducteur	Zahnrad	1	
•	24	0660.16.030	Ingran. conduttore terza vel. Z=24	Driving gear	Engrenage conducteur	Zahnrad	1	
•	25	0251.47.050	Rondella Φ 25,5 x Φ 32,5 x 1	Washer	Rondelle	Unterlegscheibe	2	
		0504.47.050	Rondella Φ 25,5 x Φ 32,5 x 0,2	Washer	Rondelle	Unterlegscheibe		
		0150.16.030	Rondella Φ 25,5 x Φ 32,5 x 0,5	Washer	Rondelle	Unterlegscheibe		
•	26	0367.16.013	Albero primario cambio Z=14	Main shaft	Arbre primaire	Hauptwelle	1	
•	27	75113.2566	Cuscinetto Φ 25 x Φ 47 x 12	Bearing	Roulement	Kugellager	1	
•	28	0665.16.625	Distanziale	Spacer	Entretoise	Distanzstuck	1	
•	29	0675.16.530	Disco condotto bombato	Plate	Disque	Platte	1	
•	30	0665.16.630	Spingidisco	Pressure plate	Pousse-disque	Druckplatte	1	
•	31	0665.16.610	Tamburo frizione	Clutch drum	Tambour embrayage	Kupplungskern	1	
•	32	0400.47.030	Rosetta di sicurezza Φ 20,2	Washer	Rondelle	Sicherungsblech	1	
•	33	0400.47.040	Dado esagonale M20x1x7	Hex. nut	Ecrou hex.	Mutter	1	
•	34	0676.16.670	Disco conduttore	Plate	Disque	Platte	6	
•	35	0661.16.530	Disco condotto	Plate	Disque	Platte	6	

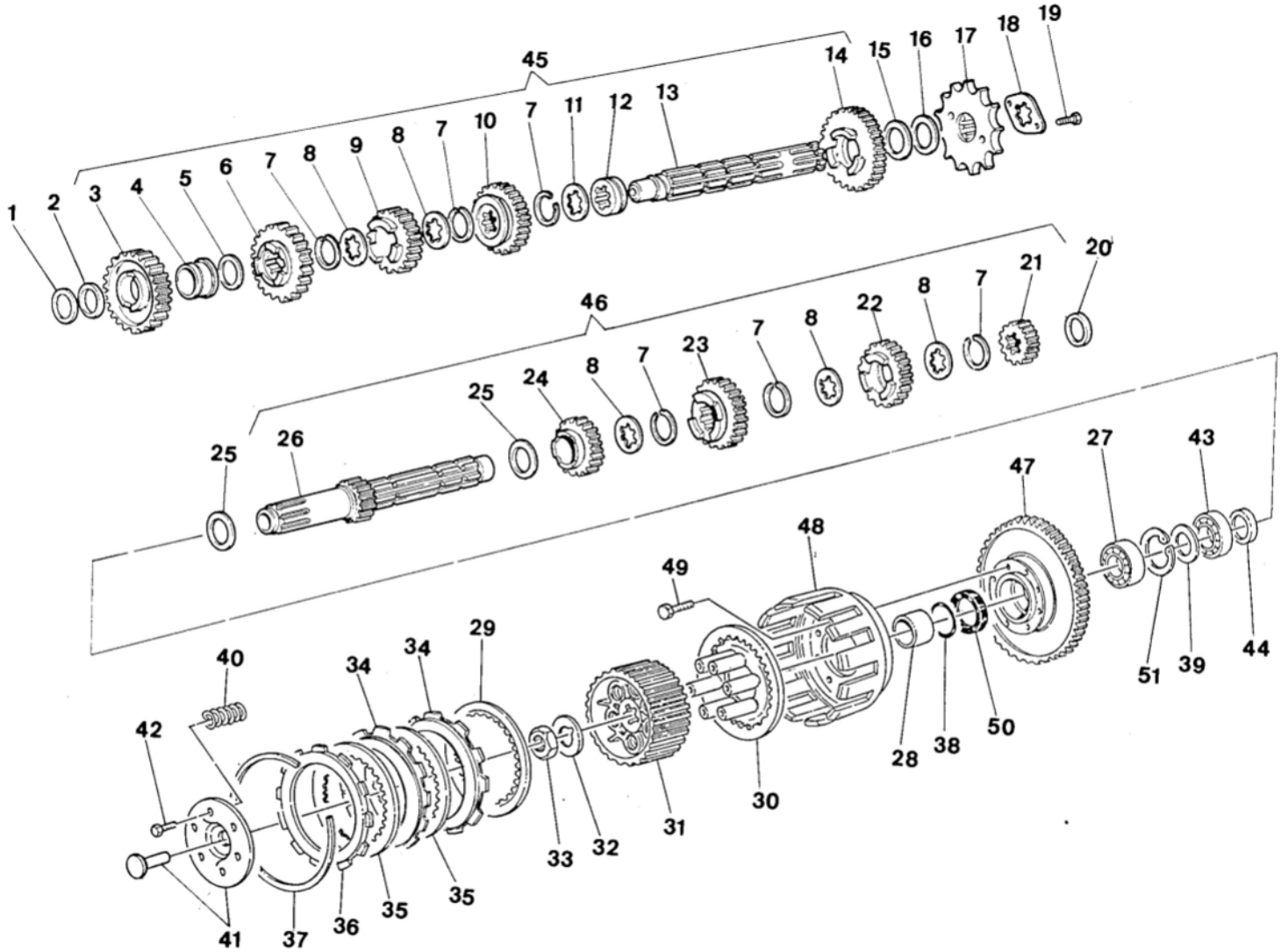
45
46
1
2
3
4
5
6
7
8
9
10
11
12
13
14
15
16
17
18
19
20
21
22
23
24
25
26
27
28
29
30
31
32
33
34
35
36
37
38
39
40
41
42
43
44
47
48
49
50
51

Note Notes Notes Marke	Index No. Pos. N.	Code N. Nr. Code N. Cod Code Nr.	DENOMINAZIONE	NAME	DESIGNATION	BESHREIBUNG	Q.ty Q.tà Q.te M.ge	Validity Validità Validité Gultig
•	36	0665.16.690	Disco conduttore esterno	Upper driv. disc	Disque conduct. ext.	Belagscheibe	1	
•	37	0661.16.573	Anello di fermo	Stop ring	Bague de fix.	Stopring	1	
•	38	4632.05.37A	Anello OR	«O» Ring	Joint «OR»	«O» Ring	1	
•	39	0661.88.630	Anello Seeger	Circlip	Bague d'arrêt	Federring	1	
•	40	0659.16.558	Molla frizione	Spring	Ressort	Feder	6	
•	41	0665.16.703	Disco comando frizione	Clutch control disc	Disque comm. embr.	Scheibe	1	
•	42	4176.01.42A	Vite TE M6x25	Screw	Vis	Schraube	6	
•	43	4637.0226A	Cuscinetto Φ25xΦ47x8	Bearing	Roulement	Lager	1	
•	44	0660.16.620	Distanziale	Spacer	Entretoise	Distanzstuck	1	
•	45	0367.88.210	Albero secondario completo	Countershaft assy	Arbre secondaire compl.	Nebenwelle kpl.	1	
•	46	0367.88.200	Albero primario completo	Mainshaft assy	Arbre primaire compl.	Primarwelle kpl.	1	
•	47	0670.16.900	Ingran. frizione + Ingran. albero motore	Clutch gear and driving shaft gear	Engre. pour embrayage et pour arbre mot.	Kupplungsgetriebe und Kurbelwellengetri.	1	
•	48	0665.16.860	Campana frizione	Clutch box	Cloche démbrayage	Kupplungsgehause	1	
•	49	4176.07.96A	Vite TE M8x20	Screw	vis	Scraube	8	
•	50	4624.02.69A	Anello di tenuta	Seal ring	Bague d'étanchéité	Dichtungsring	1	
•	51	0660.88.628	Anello Seeger	Circlip	Bague d'arrêt	Federring	1	
			★: D.m.m. 6500994	★: D.m.m. 6500994	★: D.m.m. 6500994	★: D.m.m. 6500994		

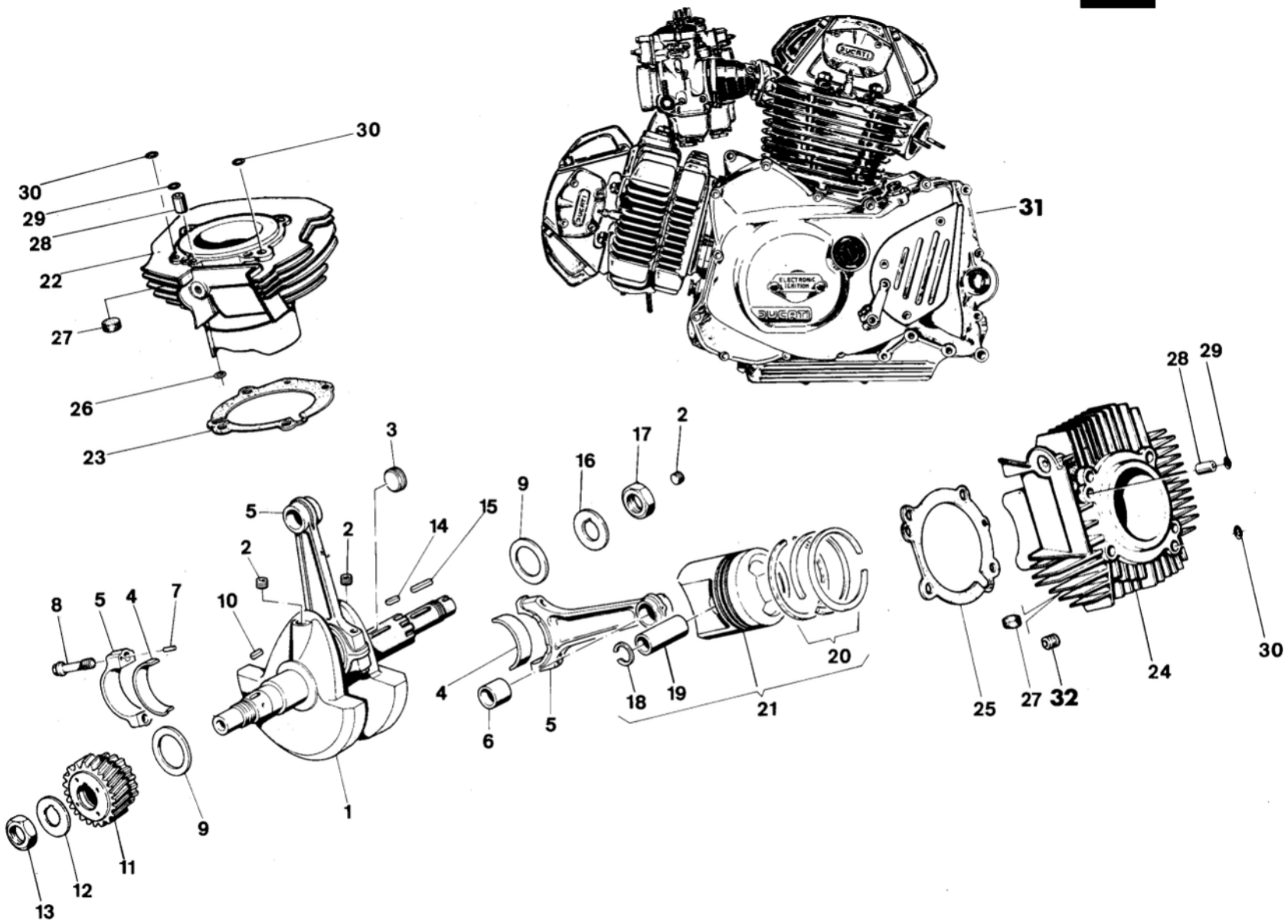
30
30
29
28
22
27
26
23
31
3
5
2
2
14
15
9
16
17
2
8
5
4
7
10
4
6
5
18
19
21
20
25
27
32
24
28
29
30
1
9
11
12
13

Note Notes Notes Marke	Index No. Pos. N.	Code N. Nr. Code N. Cod Code Nr.	DENOMINAZIONE	NAME	DESIGNATION	BESHREIBUNG	Q.ty Q.tà Q.te M.ge	Validity Validità Validité Gultig
□	1	0659.47.150	Albero motore nudo (comprende voci 2-3)	Bare crankshaft (2-3 included)	Vilebrequin nu (compris 2-3)	Kurbelwelle (mit 2-3)	1	
●		0667.47.150	Albero motore nudo (comprende voci 2-3)	Bare crankshaft (2-3 included)	Vilebrequin nu (compris 2-3)	Kurbelwelle (mit 2-3)	1	
**	2	72121.2106	Grano filettato M8x8	Dowel	Téton	Gewindestift	3	
□	3	0659.47.220	Tappo M16x1x8	Plug	Bouchon	Stopfen	1	
●		0660.47.220	Tappo M20x1x8	Plug	Bouchon	Stopfen	1	
**	4	0660.47.230	Semicuscinetto normale	Standard half-bearing	Demi-roulement normal	Pleuellagerschale	4	
		0660.47.235	Semicuscinetto minorato 0,25	Half-bearing unders	Demi-roulement	Pleuellagerschale	4	
		0660.47.236	Semicuscinetto minorato 0,50	Half-bearing unders	Demi-roulement	Pleuellagerschale	4	
**	5	0660.47.270	Gruppo biella (comprende 6-7-8)	Con. rod assembly (6-7-8 included)	Groupe bielle (compris 6-7-8)	Pleuelsatz (mit 6-7-8)	2	
		0660.47.350	Coppia biella	Con. rod couple	Couple de bielle	Pleuelsalz	1	
**	6	0660.47.290	Boccola normale	Standard bush	Douille normale	Buchse	2	
		0660.47.295	Boccola magg. 0,05	Bush oversized	Douille majorée	Buchse	2	
**	7	74224.0570	Spina Φ 2,5x10	Split pin	Goupille	Federhulse	4	
**	8	0619.47.288	Vite speciale M10x1	Screw	Vis	Schraube	4	
**	9	0755.47.050	Rondella rasamento Φ 36,5xΦ 48x0,2	Thrust washer	Rondelle de butée	Distanzscheibe	2	
		0755.47.060	Rondella rasamento Φ 36,5xΦ 48x0,3	Thrust washer	Rondelle de butée	Distanzscheibe	2	
		0755.47.070	Rondella rasamento Φ 36,5xΦ 48x0,5	Thrust washer	Rondelle de butée	Distanzscheibe	2	
**	10	0619.47.050	Linguetta incastrata 4x5x16	Woodruff key	Clé woodruff	Passfeder	1	
**	11	0667.47.010	Ingranaggio albero motore	Crankshaft gear	Engrenage vilebr.	Zahnrad	1	
**	12	0619.47.030	Rosetta di sicurezza Φ 22,5	Tab washer	Rondelle de séc.	Unterlegscheibe	1	
**	13	0660.47.040	Dado esagonale M22x1x8 ch. 30	Hex. nut	Ecrou hex.	Mutter	1	
**	14	74101.0770	Linguetta dritta 4x4x10	Key	Clé	Passfeder	1	
**	15	0759.29.190	Linguetta incastrata 4x4x25	Woodruff key	Clé woodruff	Passfeder	1	
**	16	0400.47.030	Rosetta di sicurezza Φ 20,2	Washer	Rondelle	Sicherungsblech	1	
**	17	0400.47.040	Dado esagonale M20x1x7	Hex. nut	Ecrou hex.	Mutter	1	
**	18	0619.47.460	Anello elastico ferma spinotto	Circlip	Bague fix.	Sicherungsring	4	
□	19	0659.47.450	Spinotto per pistone	Piston pin	Axe de piston	Kolbenbolzen	2	
●		0661.47.450	Spinotto per pistone	Piston pin	Axe de piston	Kolbenbolzen	1	
□	20	0659.47.490	Busta segmenti	Piston ring set	Jeu segments	Kolbenring	2	
●		0667.47.490	Busta segmenti	Piston ring set	Jeu segments	Kolbenring	2	
□	21	0659.47.400	Pistone completo	Compl. piston	Piston complet	Kolbe, kpl.	2	
●		0365.47.400	Pistone completo	Compl. piston	Piston complet	Kolbe, kpl.	2	

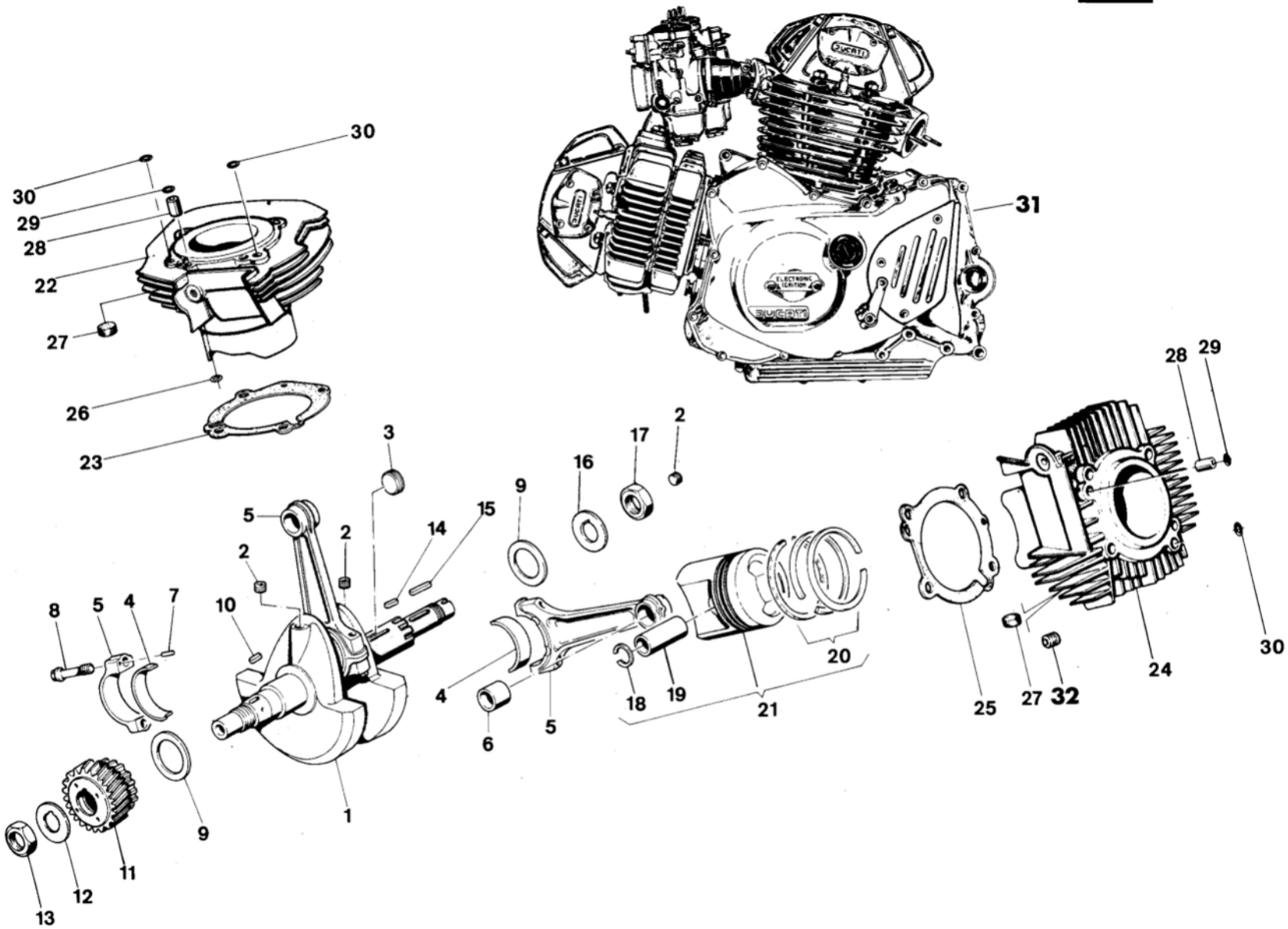
30
30
29
28
22
27
26
23
31
3
5
2
2
14
15
9
16
17
2
8
5
4
7
10
4
6
5
18
19
21
20
25
27
32
24
28
29
30
1
9
11
12
13

Note Notes Notes Marke	Index No. Pos. N.	Code N. Nr. Code N. Cod Code Nr.	DENOMINAZIONE	NAME	DESIGNATION	BESHREIBUNG	Q.ty Q.tà Q.te M.ge	Validity Validità Validité Gultig
□	22	0359.17.110	Cilindro verticale	Vertical cylinder	Cylindre vertical	Zylinder, senkrecht	1	
●		0365.17.110	Cilindro verticale	Vertical cylinder	Cylindre vertical	Zylinder, senkrecht	1	
□		0359.17.500	Accoppiamento cilindro verticale pistone	Vert. cylinder-piston assembly	Groupe cylindre vertical-piston	Vertik. Zylinder mit kolben	1	
●		0365.17.500	Accoppiamento cilindro verticale pistone	Vert. cylinder-piston assembly	Groupe cylindre vertical-piston	Vertik. Zylinder mit kolben	1	
**	23	0661.17.010	Guarnizione cilindro verticale-carter	Vert. cylinder crankcase gasket	Joint cylindre vertical-carter	Fussdichtung	1	
□	24	0336.17.210	Cilindro orizzontale	Horizontal cylinder	Cylindre horizontal	Zylinder, horiz.	1	
●		0367.17.210	Cilindro orizzontale	Horizontal cylinder	Cylindre horizontal	Zylinder, horiz.	1	
□		0336.17.600	Accoppiam. cilindro orizzontale-pistone	Hor. cylinder-piston assembly	Groupe cylindre horizontal-piston	Horiz. Zylinder-mit Kolben	1	
●		0367.17.600	Accoppiam. cilindro orizzontale-pistone	Hor. cylinder-piston assembly	Groupe cylindre horizontal-piston	Horiz. Zylinder-mit Kolben	1	
**	25	0661.17.020	Guarnizione cilindro orizzontale-carter	Hor. cyl.-crankcase gasket	Joint cylindre horizontal-carter	Fussdichtung	1	
**	26	93823.2037	Guarnizione GACO-OR	GACO ring	Anneau GACO	O-ring	1	
**	27	0660.17.395	Gommino antivibrante	Rubber	Caoutchouc	Gummistuck	61	
□	28	0755.17.125	Boccola di riferimento Ø 8	Bush	Douille	Buchse	2	
●		0799.50.175	Boccola di riferimento Ø 8	Bush	Douille	Buchse	2	
**	29	0400.17.030	Guarnizione OR 2031 Viton	Gaco ring	Anneau GACO	O-ring	2	
**	30	4.632.0196A	Guarnizione GACO OR	GACO ring	Anneau GACO	O-ring	3	
□	31	46317	Assieme motore completo di carburatori,raccordi carburatori, candele, levetta com. cambio	Engine assy carburetors carburetors, connection, plugs, driving lever transmission clive	Moteur compl. de carburateurs, raccords des carburateurs bougies, levier com. boîte de vitesse	Motor Kpl. mit Vergaser Vergaseranschluss, 2 undkerze Raderstellheben	1	
●		45310	Assieme motore completo di carburatori,raccordi carburatori, candele, levetta com. cambio	Engine assy carburetors carburetors, connection, plugs, driving lever transmission clive	Moteur compl. de carburateurs, raccords des carburateurs bougies, levier com. boîte de vitesse	Motor Kpl. mit Vergaser Vergaseranschluss, 2 undkerze Raderstellheben	1	F.m. 1N000989
		47736	Assieme motore completo di carburatori,raccordi carburatori, candele, levetta com. cambio	Engine assy carburetors carburetors, connection, plugs, driving lever transmission clive	Moteur compl. de carburateurs, raccords des carburateurs bougies, levier com. boîte de vitesse	Motor Kpl. mit Vergaser Vergaseranschluss, 2 undkerze Raderstellheben	1	D.m. 1N000990 F.m. 1N001504
		51643	Assieme motore completo di carburatori, raccordi carburatori, candele, levetta com. cambio	Engine assy carburetors carburetors, connection, plugs, driving lever transmission clive	Moteur compl. de carburateurs, raccords des carburateurs bougies, levier com. boîte de vite	Motor Kpl. mit Vergaser Vergaseranschluss, 2 undkerze Raderstellheben	1	D.m. 1N001505
		49903	Assieme motore completo di carburatori, raccordi carburatori, candele, levetta com. cambio (USA)	Engine assy carburetors carburetors, connection, plugs, driving lever transmission clive	Moteur compl. de carburateurs, raccords des carburateurs bougies, levier com. boîte de vite	Motor Kpl. mit Vergaser Vergaseranschluss, 2 undkerze Raderstellheben	1	
**	32	0660.49.260	Heli-coil	Inserted thread	Filetage appliq.	Gewindeinsatz	2	

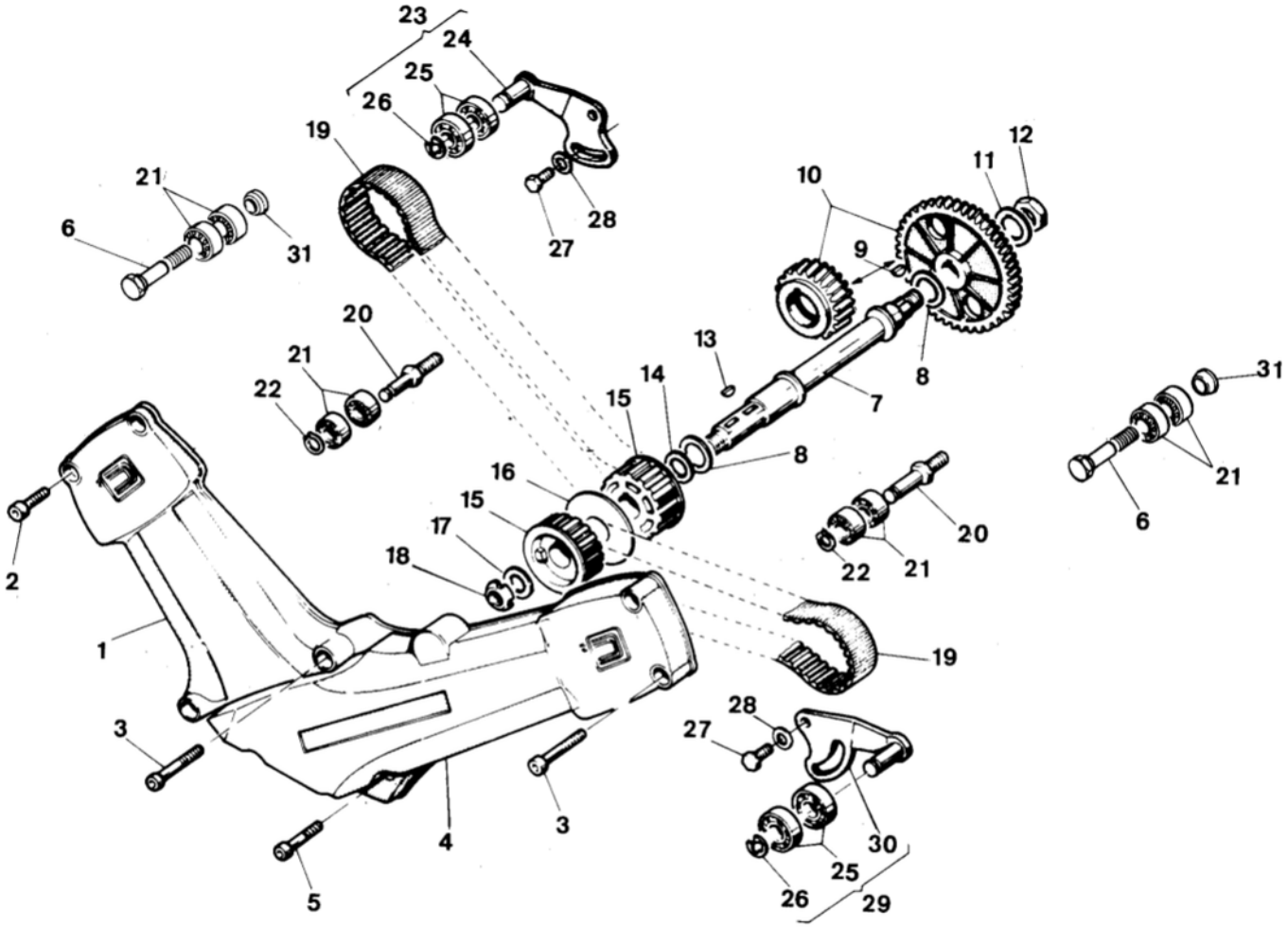
23
24
25
26
19
21
6
31
27
28
10
11
12
9
20
21
22
13
14
15
8
7
8
31
21
6
16
15
17
18
2
1
20
22
21
19
28
27
3
4
3
30
25
26
29
5

Note Notes Notes Marke	Index No. Pos. N.	Code N. Nr. Code N. Cod Code Nr.	DENOMINAZIONE	NAME	DESIGNATION	BESHREIBUNG	Q.ty Q.tà Q.te M.ge	Validity Validità Validité Gultig
**	1	0367.29.140	Coperchio cinghia distribuzione vertical	Ver. timing belt cover	Couvercle courroie distribution vert.	Senkr. Steuerriemendeckel	1	
**	2	71502.1624	Vite TCEI M6x16	Screw	Vis	Schraube	2	
●	3	0400.29.110	Vite TCEI M6x35	Screw	Vis	Schraube	2	
		0150.92.050	Vite TCEI M6x30	Screw	Vis	Schraube	2	
**	4	0367.29.160	Coperchio cinghia distribuzione orizzon.	Hor. timing belt cover	Couvercle courroie distribution hor.	Waagr. Steuerriemendeckel	1	
**	5	0400.49.055	Vite TCEI M6x25	Screw	Vis	Schraube	1	
□	6	0665.29.310	Perno tenditore fisso	Stretching pin	Goujon tendeur	Spannerstift	2	
●		0665.29.310	Perno tenditore fisso	Stretching pin	Goujon tendeur	Spannerstift	2	D.m.m. 6500994
**	7	0660.29.115	Albero rinvio distribuzione	Shaft	Arbre	Antriebswelle	1	
**	8	0755.29.169	Rondella rasamento Φ21xΦ25x0,2	Thrust washer	Rondelle de butée	Distanzscheibe	1	
		0755.29.165	Rondella rasamento Φ21xΦ25x0,5	Thrust washer	Rondelle de butée	Distanzscheibe	1	
**	9	0755.29.025	Linguetta americana 4x5	Woodruff key	Clé woodruff	Scheibenfeder	1	
□	10	0660.29.900	Coppia ingranaggi distribuzione (in acciaio) Z=25-50	Timing gears	Engrenages distribution	Zahnrad	1	
●		0660.29.903	Coppia ingranaggi distribuzione (in ghisa) Z=25-50	Timing gears	Engrenages distribution	Zahnrad	1	F.m.m. 6500993
		0660.29.900	Coppia ingranaggi distribuzione (in acciaio) Z=25-50	Timing gears	Engrenages distribution	Zahnrad	1	D.m.m. 6500994
**	11	0400.29.040	Rosetta di sicurezza Φi 14,5	Washer	Rondelle	Sicherungsblech	1	
**	12	0124.40.060	Dado M14x1x7	Nut	Ecrou	Mutter	1	
**	13	74172.1008	Linguetta americana 4x5	Woodruff key	Clé woodruff	Scheibenfeder	2	
**	14	0619.16.120	Rondella Φ17,2xΦ26x2	Washer	Rondelle	Scheibe	1	
●	15	0660.29.070	Puleggia distribuzione	Timing pulley	Poulie distrib.	Steuerriemen	2	F.m.m. 6500993
□		0367.29.050	Puleggia distribuzione	Timing pulley	Poulie distrib.	Steuerriemen	2	
●		0367.29.050	Puleggia distribuzione	Timing pulley	Poulie distrib.	Steuerriemen	2	D.m.m. 6500994
**	16	0660.29.125	Rondella di divisione pulegge	Washer	Rondelle	Distanzscheibe	1	
**	17	0797.69.040	Rondella Φ15,2xΦ24x1	Washer	Rondelle	Scheibe	1	
**	18	72943.1542	Ghiera elastic-stop M15x1	Elastic-stop ring	Anneau elastic-stop	Stopring	1	
**	19	0660.29.090	Cinghia dentata comando distribuzione (n. 68 denti)	Toothed belt (n. 68 teeth)	Courroie à dents (n. 68 dents)	Zahnriemen (n. 68 Zahne)	2	
●	20	0660.29.310	Perno tenditore fisso	Stretching pin	Goujon tendeur	Spannerstift	2	F.m.m. 6500993
**	21	75171.0827	Cuscinetto Φ8xΦ22x11	Bearing	Roulement	Kugellager	4	
●	22	73500.0827	Anello Seeger 8E	Seeger ring	Anneau Seeger	Seegerring	2	F.m.m. 6500993
**	23	0660.29.210	Tenditore completo cilindro verticale	Vert. Cyl. complete tensioner	Tendeur complet cyl. vertical	Kpl. senkr. Zylinderspanner	1	

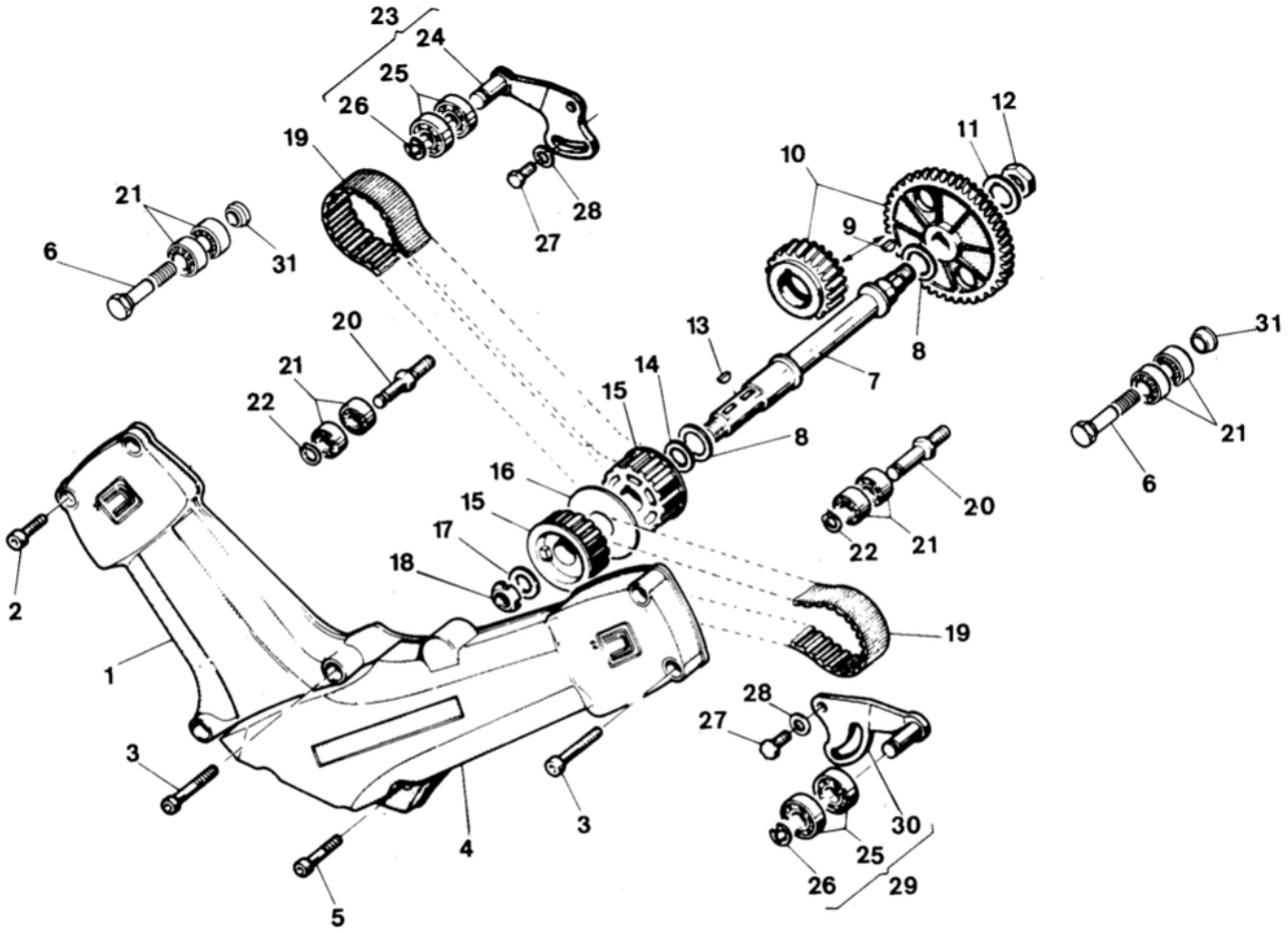
23
24
25
26
19
21
6
31
28
27
12
11
10
9
20
21
22
13
14
15
8
7
31
21
6
16
15
17
18
2
1
20
22
21
19
28
27
3
3
4
5
30
25
26
29

Note Notes Notes Marke	Index No. Pos. N.	Code N. Nr. Code N. Cod Code Nr.	DENOMINAZIONE	NAME	DESIGNATION	BESHREIBUNG	Q.ty Q.tà Q.te M.ge	Validity Validità Validité Gultig
**	24	0660.29.220	Tenditore nudo cilindro vert.	Vert. cyl. bare tensioner	Tendeur nu cyl. vertical	Nackter senkr. Zylinderspanner	1	
**	25	75166.1237	Cuscinetto ϕ12xϕ32x10	Bearing	Roulement	Kugellager	4	
**	26	0214.07.350	Anello IDEAL D8	Ideal ring	Anneau	Idealring	2	
**	27	0400.09.010	Vite TE M8x18	Screw	Vis	Schraube	4	
**	28	0660.29.280	Rondella ϕ8,4xϕ18x2	Washer	Rondelle	Unterlegscheibe	4	
**	29	0660.29.250	Tenditore completo cilindro orizzontale	Horizontal cyl. complete tensioner	Tendeur complet cyl. hor.	Kpl. horiz. Zylinderspanner	1	
**	30	0660.29.260	Tenditore nudo cilindro orizzontale	Horizontal cyl. bare tensioner	Tendeur nu cyl. horiz.	Nackter horiz. Zylinderspanner	1	
□	31	0665.29.315	Distanziale	Spacer	Entretoise	Distanzstuck	2	
4 ●		0665.29.315	Distanziale	Spacer	Entretoise	Distanzstuck	2	D.m.m. 6500994

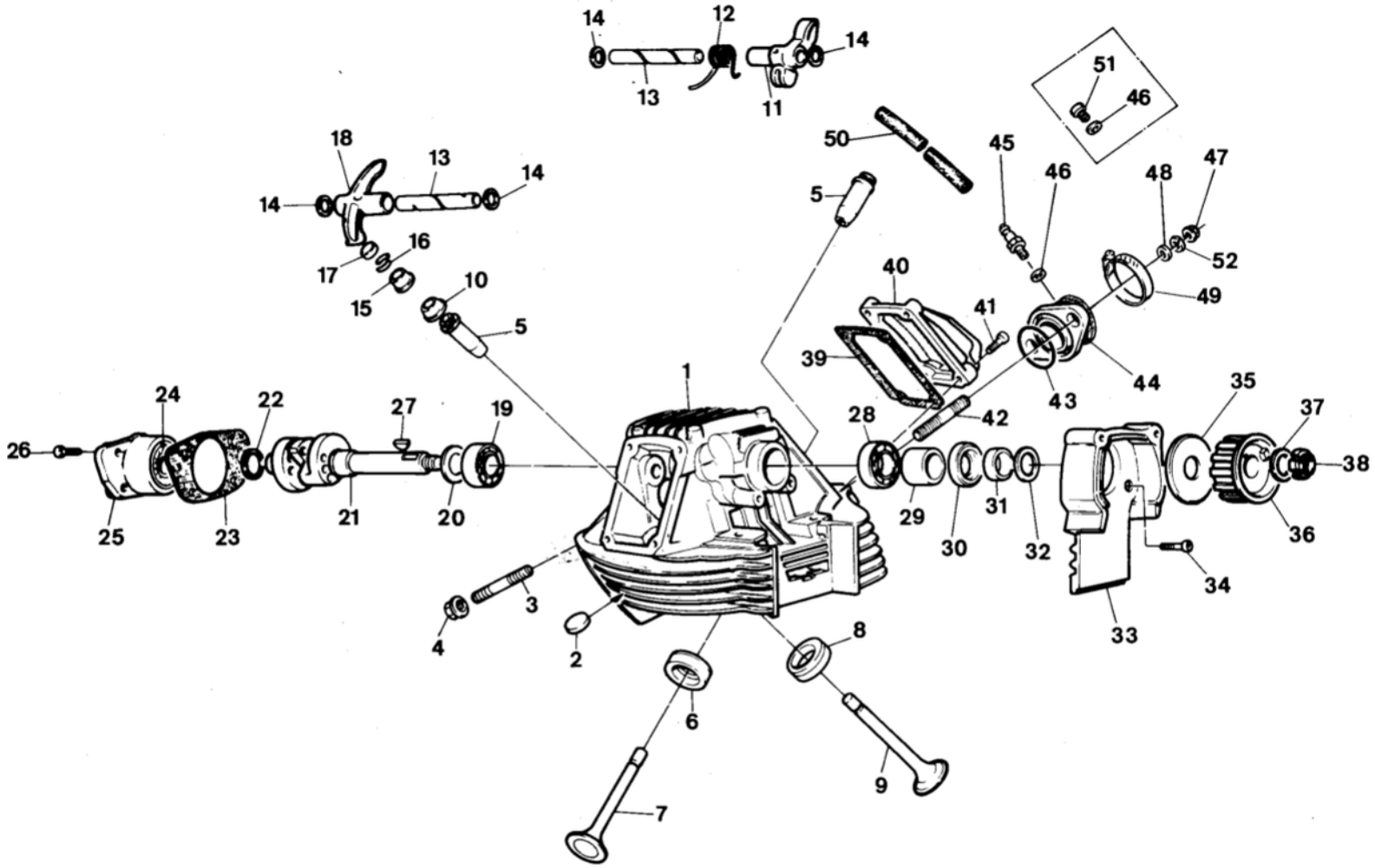
14
12
14
13
11
51
46
50
45
46
48
47
18
13
14
14
5
16
17
15
10
5
40
41
52
49
39
44
43
1
24
22
27
19
28
42
35
37
26
38
25
23
21
20
29
30
31
32
36
34
3
4
2
33
8
6
9
7

TESTA VERTICALE - VERTICAL HEAD
CULASSE VERTICALE - ZYLINDERKOPF

Note Notes Notes Marke	Index No. Pos. N.	Code N. Nr. Code N. Cod Code Nr.	DENOMINAZIONE	NAME	DESIGNATION	BESHREIBUNG	Q.ty Q.tà Q.te M.ge	Validity Validità Validité Gultig
□	1	0359.92.350	Testa verticale nuda	Bare vert. nue	Culasse vert. nue	Zylinderkopf	1	F.m.m. 3500953
		0359.92.920	Testa verticale nuda	Bare vert. nue	Culasse vert. nue	Zylinderkopf	1	D.m.m. 3500954
●		0365.92.350	Testa verticale nuda	Bare vert. nue	Culasse vert. nue	Zylinderkopf	1	F.m.m. 6501503
		0365.92.920	Testa verticale nuda	Bare vert. nue	Culasse vert. nue	Zylinderkopf	1	D.m.m. 6501504
□		0336.92.021	Testa verticale completa	Compl. vert. head	Culasse vert. compl.	Zylinderkopf Kpl.	1	
●		0365.92.021	Testa verticale completa	Compl. vert. head	Culasse vert. compl.	Zylinderkopf Kpl.	1	
**	2	0660.17.395	Gommino antivibrante	Rubber	Caoutchouc	Gummistück	20	
**	3	0367.92.050	Prigioniero M8×46	Stud	Goujon	Stehbolzen	2	
**	4	43928	Dado autobloccante M8	Nut	Ecrou	Mutter	2	
**	5	0661.92.390	Guidavalvola normale	Valge-guide	Guide-soupape	Ventilführung	2	
		0661.92.395	Guidavalvola magg. 0,03	Valve-guide	Guide-soupape	Ventilführung	2	
		0661.92.396	Guidavalvola magg. 0,06	Valve-guide	Guide-soupape	Ventilführung	2	
		0661.92.397	Guidavalvola magg. 0,09	Valve-guide	Guide-soupape	Ventilführung	2	
□	6	0659.92.370	Sede valvola aspirazione	Inlet valve-seat	Siège-soupape	Einlass-Sitzring	1	
●		0660.92.370	Sede valvola aspirazione	Inlet valve-seat	Siège-soupape	Einlass-Sitzring	1	
□	7	0659.92.110	Valvola aspirazione Φ 33,5	Inlet valve	Soupape admission	Einlass-Ventil	1	
●		0660.92.110	Valvola aspirazione Φ 33,5	Inlet valve	Soupape admission	Einlass-Ventil	1	
□	8	0659.92.380	Sede valvola scarico	Exhaust valve-seat	Siège-soupape échapp.	Auslass-Sitzring	1	
●		0660.92.380	Sede valvola scarico	Exhaust valve-seat	Siège-soupape échapp.	Auslass-Sitzring	1	
□	9	0659.92.120	Valvola scarico	Exhaust valve	Soupape échappement	Auslass-Ventil	1	
●		0660.92.120	Valvola scarico	Exhaust valve	Soupape échappement	Auslass-Ventil	1	
□	10	0603.92.150	Gommino per valvola	Valve rubber	Caoutchouc soupape	Ventilgummi	2	
●		0805.92.150	Gommino per valvola	Valve rubber	Caoutchouc soupate	Ventilgummi	2	
**	11	0660.92.183	Bilanciere chiusura	Clos. rocker-arm	Culbuteur ferm.	Schliesskipphebel	2	
**	12	0619.92.150	Molla bilanciere chiusura	Spring	Ressort	Feder	2	
**	13	0660.92.240	Perno bilanciere	Rocker-arm pin	Axe culbuteur	Kipphebelachse	4	
		0660.92.245	Perno bilanciere magg. 0,02	Rocker-arm pin	Axe culbuteur	Kipphebelachse	4	
**	14	0765.92.195	Rondella rasamento Φ 10,5 × Φ 15 × 0,1	Thrust washer	Rondelle de butée	Distanzscheibe	2	
		0765.92.205	Rondella rasamento Φ 10,5 × Φ 16 × 0,2	Thrust washer	Rondelle de butée	Distanzscheibe	2	
		0619.92.180	Rondella rasamento Φ 10,5 × Φ 16 × 0,3	Thrust washer	Rondelle de butée	Distanzscheibe	2	
		0765.92.190	Rondella rasamento Φ 10,5 × Φ 15 × 0,5	Thrust washer	Rondelle de butée	Distanzscheibe	2	
		0765.92.185	Rondella rasamento Φ 10,5 × Φ 15 × 1	Thrust washer	Rondelle de butée	Distanzscheibe	2	
**	15	0727.92.050	Scodellino ritorno sp. 5,0	Return cap	Coupelle retour	Einstelhülse	2	
		0727.92.052	Scodellino ritorno sp. 5,2	Return cap	Coupelle retour	Einstelhülse	2	
		0727.92.054	Scodellino ritorno sp. 5,4	Return cap	Coupelle retour	Einstelhülse	2	
		0727.92.056	Scodellino ritorno sp. 5,6	Return cap	Coupelle retour	Einstelhülse	2	
		0727.92.058	Scodellino ritorno sp. 5,8	Return cap	Coupelle retour	Einstelhülse	2	
		0727.92.060	Scodellino ritorno sp. 6,0	Return cap	Coupelle retour	Einstelhülse	2	

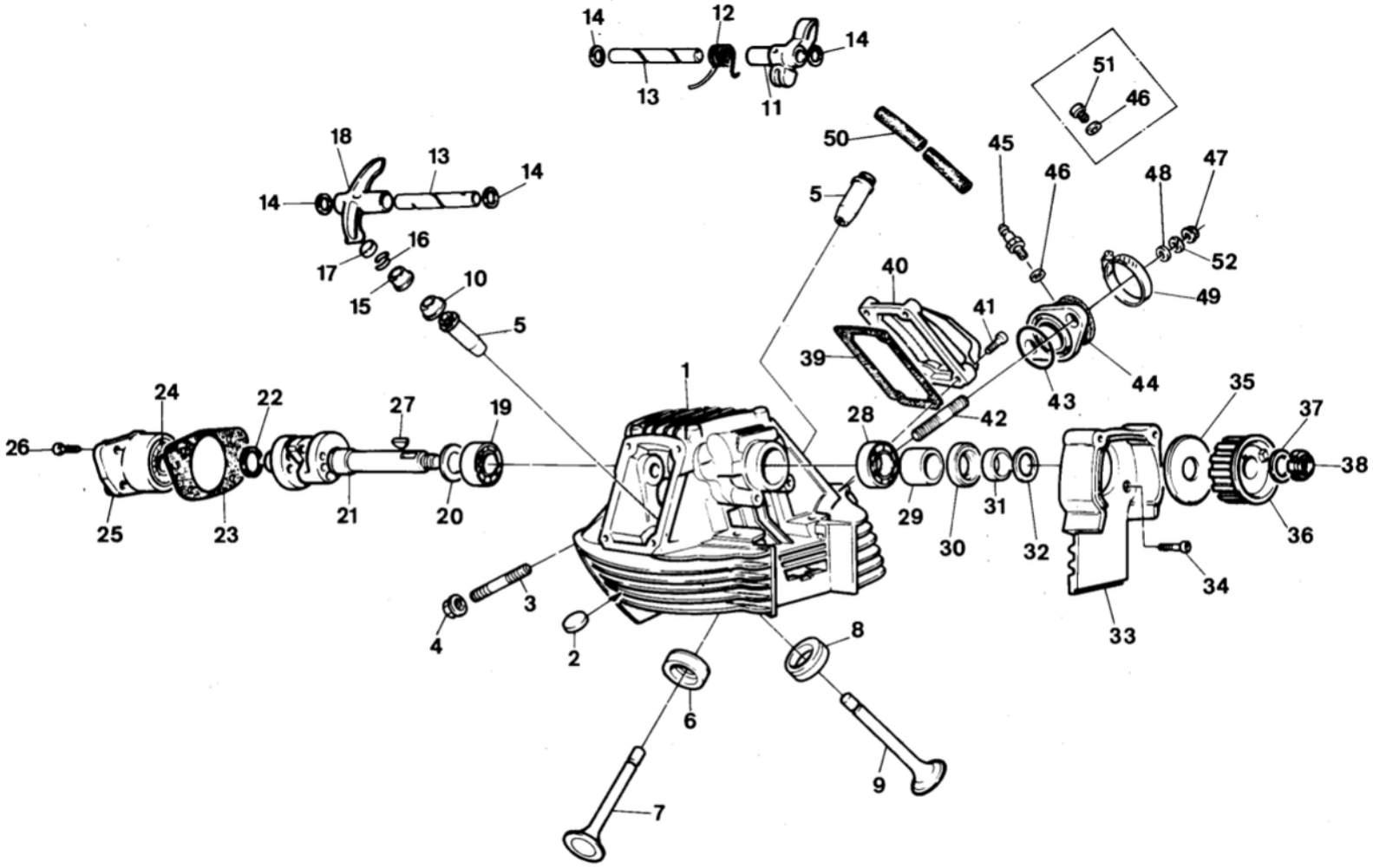
14
12
14
13
11
51
46
50
45
46
48
47
18
13
14
14
5
52
16
17
15
10
40
49
41
5
39
1
44
43
35
24
22
27
19
28
42
37
26
38
29
31
25
23
21
20
30
32
36
34
3
33
4
2
8
6
9
7

Note Notes Notes Marke	Index No. Pos. N.	Code N. Nr. Code N. Cod Code Nr.	DENOMINAZIONE	NAME	DESIGNATION	BESHREIBUNG	Q.ty Q.tà Q.te M.ge	Validity Validità Validité Gultig
**	15	0727.92.062	Scodellino ritorno sp. 6,2	Return cap	Coupelle retour	Einstelhülse	2	
		0727.92.064	Scodellino ritorno sp. 6,4	Return cap	Coupelle retour	Einstelhülse	2	
		0727.92.066	Scodellino ritorno sp. 6,6	Return cap	Coupelle retour	Einstelhülse	2	
		0727.92.068	Scodellino ritorno sp. 6,8	Return cap	Coupelle retour	Einstelhülse	2	
		0727.92.070	Scodellino ritorno sp. 7,0	Return cap	Coupelle retour	Einstelhülse	2	
		0727.92.072	Scodellino ritorno sp. 7,2	Return cap	Coupelle retour	Einstelhülse	2	
		0727.92.074	Scodellino ritorno sp. 7,4	Return cap	Coupelle retour	Einstelhülse	2	
		0727.92.076	Scodellino ritorno sp. 7,6	Return cap	Coupelle retour	Einstelhülse	2	
		0727.92.078	Scodellino ritorno sp. 7,8	Return cap	Coupelle retour	Einstelhülse	2	
		0727.92.080	Scodellino ritorno sp. 8,0	Return cap	Coupelle retour	Einstelhülse	2	
		0727.92.082	Scodellino ritorno sp. 8,2	Return cap	Coupelle retour	Einstelhülse	2	
		0727.92.084	Scodellino ritorno sp. 8,4	Return cap	Coupelle retour	Einstelhülse	2	
		0727.92.086	Scodellino ritorno sp. 8,6	Return cap	Coupelle retour	Einstelhülse	2	
		0727.92.088	Scodellino ritorno sp. 8,8	Return cap	Coupelle retour	Einstelhülse	2	
		0727.92.090	Scodellino ritorno sp. 9,0	Return cap	Coupelle retour	Einstelhülse	2	
		0727.92.092	Scodellino ritorno sp. 9,2	Return cap	Coupelle retour	Einstelhülse	2	
		0727.92.094	Scodellino ritorno sp. 9,4	Return cap	Coupelle retour	Einstelhülse	2	
		0727.92.096	Scodellino ritorno sp. 9,6	Return cap	Coupelle retour	Einstelhülse	2	
**	16	0727.92.260	Semianelli	Half-ring	Demi-bague	Halbringe	4	
**	17	0723.92.500	Registro bilanciere sp. 2,00	Adjustment	Réglage	Ventilkäppchen	2	
		0723.92.535	Registro bilanciere sp. 2,05	Adjustment	Réglage	Ventilkäppchen	2	
		0723.92.501	Registro bilanciere sp. 2,10	Adjustment	Réglage	Ventilkäppchen	2	
		0723.92.545	Registro bilanciere sp. 2,15	Adjustment	Réglage	Ventilkäppchen	2	
		0723.92.502	Registro bilanciere sp. 2,20	Adjustment	Réglage	Ventilkäppchen	2	
		0723.92.555	Registro bilanciere sp. 2,25	Adjustment	Réglage	Ventilkäppchen	2	
		0723.92.503	Registro bilanciere sp. 2,30	Adjustment	Réglage	Ventilkäppchen	2	
		0723.92.565	Registro bilanciere sp. 2,35	Adjustment	Réglage	Ventilkäppchen	2	
		0723.92.504	Registro bilanciere sp. 2,40	Adjustment	Réglage	Ventilkäppchen	2	
		0723.92.575	Registro bilanciere sp. 2,45	Adjustment	Réglage	Ventilkäppchen	2	
		0723.92.505	Registro bilanciere sp. 2,50	Adjustment	Réglage	Ventilkäppchen	2	
		0723.92.585	Registro bilanciere sp. 2,55	Adjustment	Réglage	Ventilkäppchen	2	
		0723.92.506	Registro bilanciere sp. 2,60	Adjustment	Réglage	Ventilkäppchen	2	
		0723.92.595	Registro bilanciere sp. 2,65	Adjustment	Réglage	Ventilkäppchen	2	
		0723.92.507	Registro bilanciere sp. 2,70	Adjustment	Réglage	Ventilkäppchen	2	
		0723.92.605	Registro bilanciere sp. 2,75	Adjustment	Réglage	Ventilkäppchen	2	
		0723.92.508	Registro bilanciere sp. 2,80	Adjustment	Réglage	Ventilkäppchen	2	
		0723.92.615	Registro bilanciere sp. 2,85	Adjustment	Réglage	Ventilkäppchen	2	
		0723.92.509	Registro bilanciere sp. 2,90	Adjustment	Réglage	Ventilkäppchen	2	
		0723.92.625	Registro bilanciere sp. 2,95	Adjustment	Réglage	Ventilkäppchen	2	
		0723.92.510	Registro bilanciere sp. 3,00	Adjustment	Réglage	Ventilkäppchen	2	
		0723.92.635	Registro bilanciere sp. 3,05	Adjustment	Réglage	Ventilkäppchen	2	
		0723.92.511	Registro bilanciere sp. 3,10	Adjustment	Réglage	Ventilkäppchen	2	

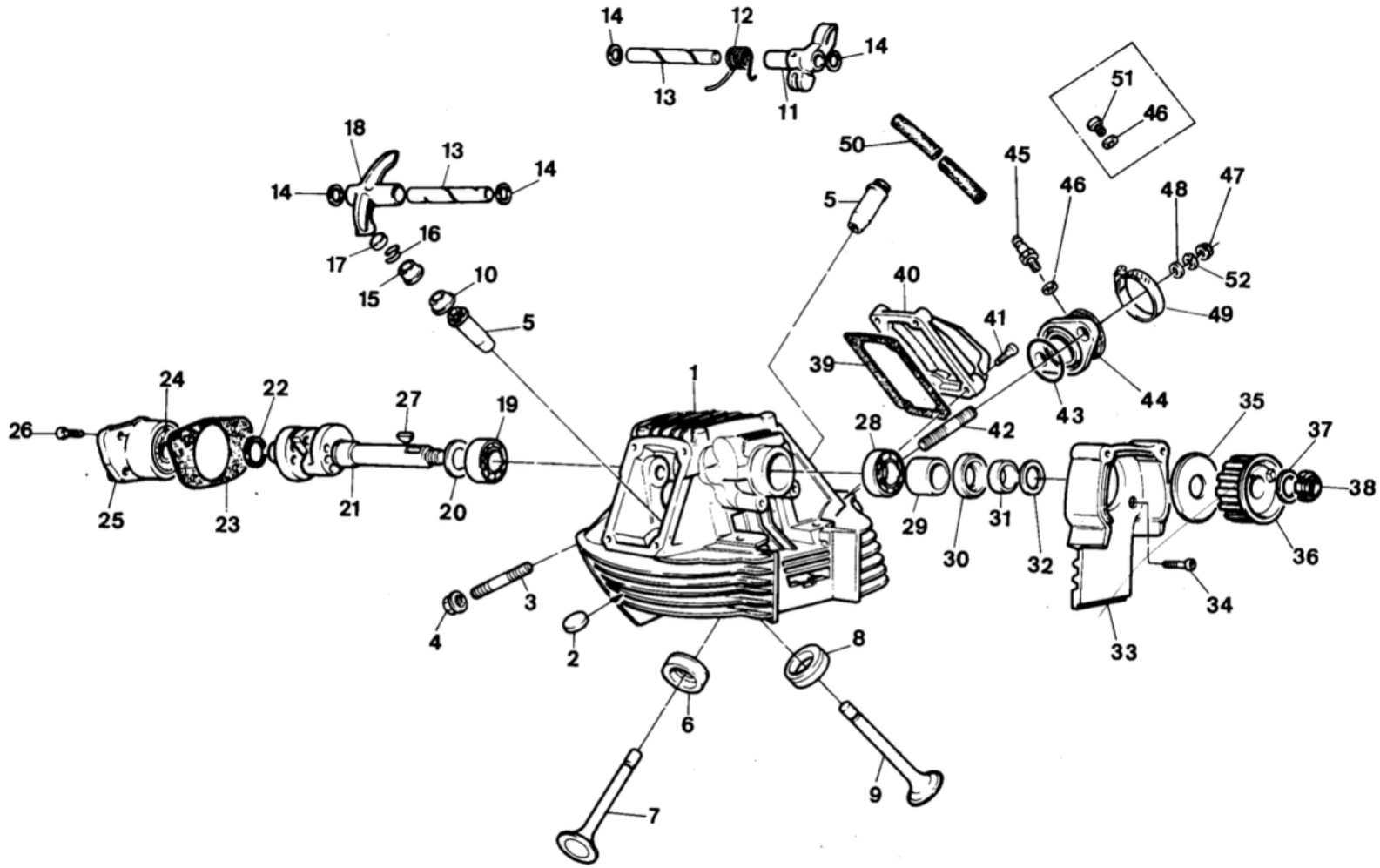
14
12
14
13
11
51
46
18
13
14
14
50
45
46
48
47
5
16
17
15
10
5
40
41
52
49
39
1
24
22
27
19
26
28
42
43
44
35
37
38
25
23
21
20
29
30
31
32
36
34
33
3
4
2
8
6
9
7

Note Notes Notes Marke	Index No. Pos. N.	Code N. Nr. Code N. Cod Code Nr.	DENOMINAZIONE	NAME	DESIGNATION	BESHREIBUNG	Q.ty Q.tà Q.te M.ge	Validity Validità Validité Gultig
**	17	0723.92.645	Registro bilanciere sp. 3,15	Adjustment	Réglage	Ventilkäppchen	2	
		0723.92.512	Registro bilanciere sp. 3,20	Adjustment	Réglage	Ventilkäppchen	2	
		0723.92.655	Registro bilanciere sp. 3,25	Adjustment	Réglage	Ventilkäppchen	2	
		0723.92.513	Registro bilanciere sp. 3,30	Adjustment	Réglage	Ventilkäppchen	2	
		0723.92.675	Registro bilanciere sp. 3,35	Adjustment	Réglage	Ventilkäppchen	2	
		0723.92.514	Registro bilanciere sp. 3,40	Adjustment	Réglage	Ventilkäppchen	2	
		0723.92.685	Registro bilanciere sp. 3,45	Adjustment	Réglage	Ventilkäppchen	2	
		0723.92.515	Registro bilanciere sp. 3,50	Adjustment	Réglage	Ventilkäppchen	2	
		0723.92.695	Registro bilanciere sp. 3,55	Adjustment	Réglage	Ventilkäppchen	2	
		0723.92.516	Registro bilanciere sp. 3,60	Adjustment	Réglage	Ventilkäppchen	2	
		0723.92.705	Registro bilanciere sp. 3,65	Adjustment	Réglage	Ventilkäppchen	2	
		0723.92.517	Registro bilanciere sp. 3,70	Adjustment	Réglage	Ventilkäppchen	2	
		0723.92.518	Registro bilanciere sp. 3,80	Adjustment	Réglage	Ventilkäppchen	2	
		0723.92.519	Registro bilanciere sp. 3,90	Adjustment	Réglage	Ventilkäppchen	2	
		0723.92.520	Registro bilanciere sp. 4,00	Adjustment	Réglage	Ventilkäppchen	2	
		0723.92.521	Registro bilanciere sp. 4,10	Adjustment	Réglage	Ventilkäppchen	2	
		0723.92.522	Registro bilanciere sp. 4,20	Adjustment	Réglage	Ventilkäppchen	2	
		0723.92.523	Registro bilanciere sp. 4,30	Adjustment	Réglage	Ventilkäppchen	2	
		0723.92.524	Registro bilanciere sp. 4,40	Adjustment	Réglage	Ventilkäppchen	2	
		0723.92.525	Registro bilanciere sp. 4,50	Adjustment	Réglage	Ventilkäppchen	2	
		0723.92.526	Registro bilanciere sp. 4,60	Adjustment	Réglage	Ventilkäppchen	2	
		0723.92.527	Registro bilanciere sp. 4,70	Adjustment	Réglage	Ventilkäppchen	2	
		0723.92.528	Registro bilanciere sp. 4,80	Adjustment	Réglage	Ventilkäppchen	2	
		0723.92.529	Registro bilanciere sp. 4,90	Adjustment	Réglage	Ventilkäppchen	2	
		0723.92.530	Registro bilanciere sp. 5,00	Adjustment	Réglage	Ventilkäppchen	2	
**	18	0660.92.173	Bilanciere apertura	Open. rocker-arm	Culbuteur ouv.	Offnungskipphebel	2	
**	19	75110.2054	Cuscinetto ϕ 20 × ϕ 42 × 12	Bearing	Roulement	Kugellager	1	
**	20	0400.16.190	Rondella ϕ 20,5 × ϕ 28 × 0,5	Washer	Rondelle	Unterlegscheibe	1	
□	21	0336.29.010	Albero distribuzione testa verticale	Vert. head camshaft	Arbre distribution culasse vert.	Zylinderkopf Nockenwelle	1	
●		0359.29.010	Albero distribuzione testa verticale	Vert. head camshaft	Arbre distribution culasse vert.	Zylinderkopf Nockenwelle	1	
**	22	0400.29.126	Rondella ϕ 15,5 × ϕ 22 × 0,5	Washer	Rondelle	Unterlegscheibe	1	
**	23	0660.92.310	Guarnizione cappellotto	Gasket	Joint	Dichtung	1	
**	24	75173.1542	Cuscinetto ϕ 15 × ϕ 35 × 11	Bearing	Roulement	Kugellager	1	
□	25	0665.92.640	Cappellotto con cuscinetto	Bearing	Capuchon avec roulement	Lagerdeckel mit Kugellager	1	
●		0675.92.640	Cappellotto con cuscinetto	Bearing	Capuchon avec roulement	Lagerdeckel mit Kugellager	1	

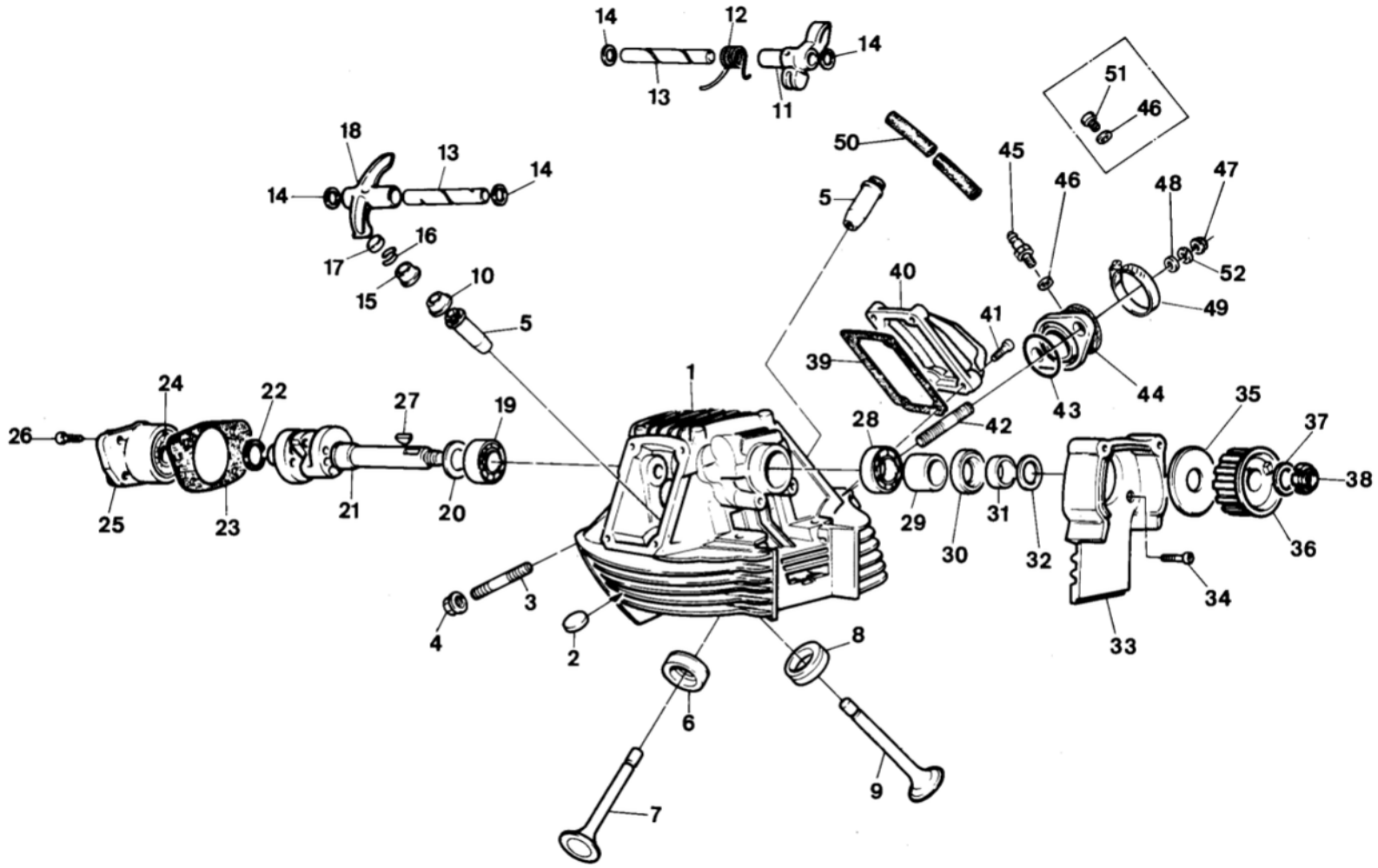
14
12
14
13
11
51
46
18
13
14
14
50
45
46
48
47
5
16
17
15
10
5
40
41
52
49
39
1
24
22
27
19
26
28
42
43
44
35
37
38
25
23
21
20
29
30
31
32
36
34
33
3
4
2
8
6
9
7

Note Notes Notes Marke	Index No. Pos. N.	Code N. Nr. Code N. Cod Code Nr.	DENOMINAZIONE	NAME	DESIGNATION	BESHREIBUNG	Q.ty Q.tà Q.te M.ge	Validity Validità Validité Gultig
**	26	71502.1631	Vite TCEI M6×20	Screw	Vis	Schraube	4	
**	27	74172.1008	Linguetta americana 4×5	Woodruff key	Clé woodruff	Scheibenfeder	1	
**	28	75110.1747	Cuscinetto ϕ 17 × ϕ 35 × 10	Bearing	Roulement	Kugellager	1	
**	29	0660.29.030	Distanziatore	Spacer	Entretoise	Distanzstück	1	
**	30	0204.70.105	Anello di tenuta	Seal ring	Bague d'étanchéité	Dichtungsring	1	
**	31	0660.29.035	Distanziale puleggia	Spacer	Entretoise	Distanzstück	1	
**	32	0619.16.120	Rondella ϕ 17,2 × ϕ 26 × 2	Washer	Rondelle	Scheibe	1	
**	33	0660.29.130	Cappellotto in gomma	Rubber cap	Capuchon en caout.	Gummikappe	1	
**	34	71502.1624	Vite TCEI M6×16	Screw	Vis	Schraube	2	
**	35	0660.29.055	Rondella guida-cinghia	Washer	Rondelle	Scheibe	1	
•	36	0660.29.070	Puleggia distribuzione	Timing pulley	Poulie distrib.	Steuerriemen	1	F.m.m. 6500993
□		0367.29.050	Puleggia distribuzione	Timing pulley	Poulie distrib.	Steuerriemen	1	
•		0367.29.050	Puleggia distribuzione	Timing pulley	Poulie distrib.	Steuerriemen	1	D.m.m. 6500994
**	37	0797.69.040	Rondella ϕ 15,2 × ϕ 24 × 1	Washer	Rondelle	Scheibe	1	
**	38	72943.1542	Ghiera elastic-stop M15×1	Elastic-stop ring	Anneau elastic-stop	Stopring	1	
**	39	0755.92.295	Guarnizione coperchio valvole	Gasket	Joint	Dichtung	2	
**	40	0367.92.290	Coperchio valvole	Valve cover	Couvre-soupapes	Ventildeckel	1	
**	41	71502.1627	Vite TCEI M6×18	Screw	Vis	Schraube	8	
**	42	0400.92.433	Prigioniero M8×37	Stud	Goujon	Stehbolzen	2	
**	43	41978	Guarnizione condotto aspiraz.	Gasket	Joint	Dichtung	1	
□	44	46254	Condotto aspirazione	Inlet duct	Conduite adm.	Ansaugstutzen	1	
•		45390	Condotto aspirazione	Inlet duct	Conduite adm.	Ansaugstutzen	1	
•	45	42074	Raccordo	Union	Raccord	Anschluss	1	
**	46	N15672	Guarnizione	Gasket	Joint	Dichtung	1	
**	47	N15035-G22	Dado	Nut	Ecrou	Mutter	2	
**	48	1676	Rondella	Washer	Rondelle	Scheibe	2	
**	49	27521	Fascetta tra condotto e carburatore	Clamp	Collier	Schelle	1	
•	50	47529	Tubo collegam. raccordi asp.	Pipe	Tuyau	Schlauch	1	
□	51	N2896-G22	Vite	Screw	Vis	Schraube	2	
**	52	N15538-G22	Rosetta elastica	Spring washer	Rondelle élastique	Federscheibe	2	

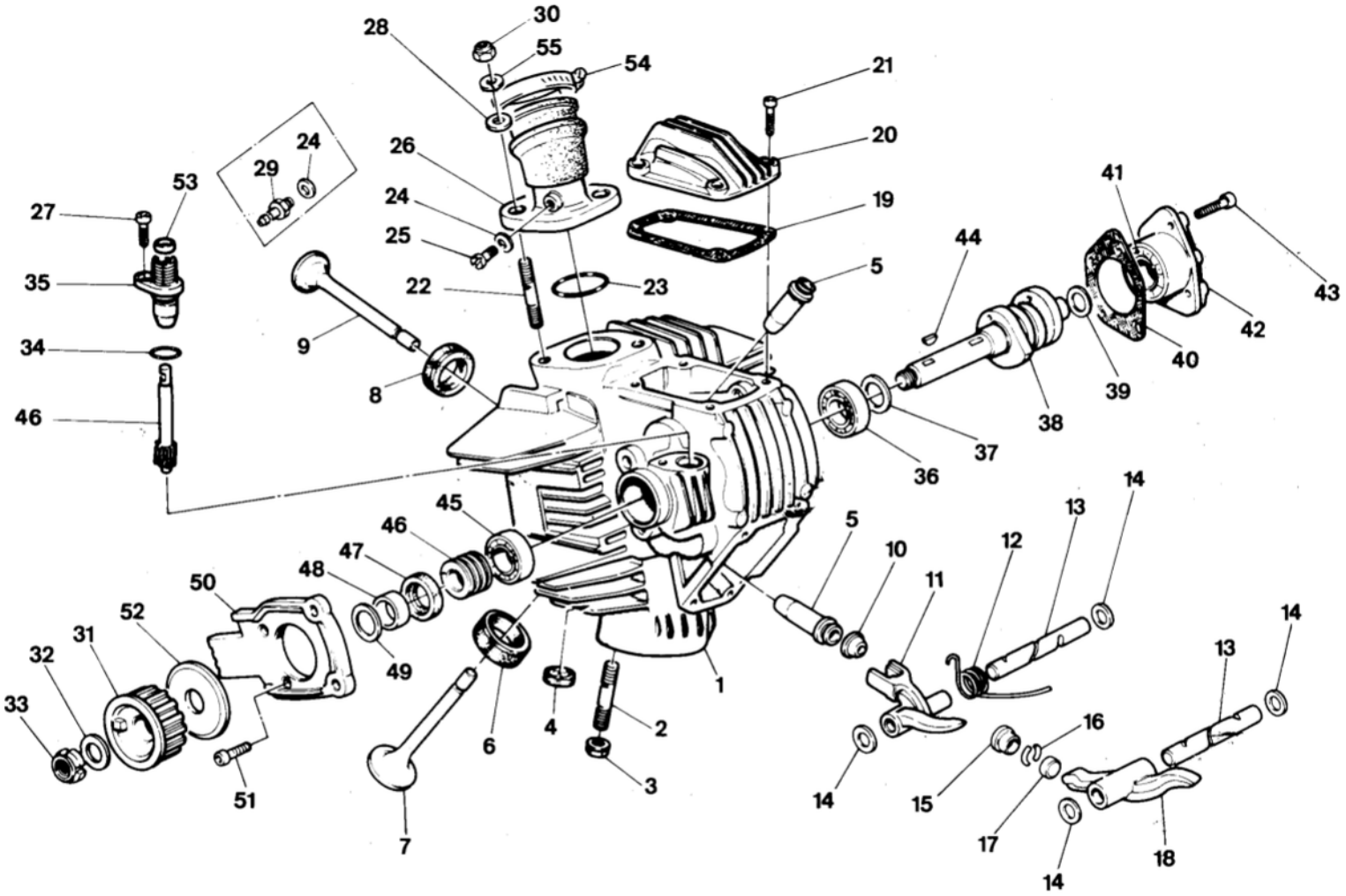
28
30
55
54
21
20
26
24
29
53
27
24
25
19
41
44
35
22
23
5
43
42
40
39
38
34
9
8
46
37
36
14
13
45
46
5
12
47
10
48
11
50
52
14
31
32
13
49
1
33
4
2
16
6
3
51
14
15
17
7
18
14

TESTA ORIZZONTALE - HORIZONTAL HEAD
CULASSE HORIZONTALE - ZYLINDERKOPF

TAVOLA / DRAWING / TABLE / BILD **7**

Elefant 350/650

Note Notes Notes Marke	Index No. Pos. N.	Code N. Nr. Code N. Cod Code Nr.	DENOMINAZIONE	NAME	DESIGNATION	BESHREIBUNG	Q.ty Q.tà Q.te M.ge	Validity Validità Validité Gultig
□	1	0359.92.355	Testa orizzontale nuda	Bare hor. head	Culasse hor. nue	Zylinderkopf	1	F.m.m. 3500953
		0359.92.970	Testa orizzontale nuda	Bare hor. head	Culasse hor. nue	Zylinderkopf	1	D.m.m. 3500954
●		0365.92.355	Testa orizzontale nuda	Bare hor. head	Culasse hor. nue	Zylinderkopf	1	F.m.m. 6501503
		0365.92.970	Testa orizzontale nuda	Bare hor. head	Culasse hor. nue	Zylinderkopf	1	D.m.m. 6501504
□		0336.92.022	Testa orizzontale completa	Compl. hor. head	Culasse hor. compl.	Zylinderkopf Kpl.	1	
●		0365.92.022	Testa orizzontale completa	Compl. hor. head	Culasse hor. compl.	Zylinderkopf Kpl.	1	
**	2	0504.17.435	Prigioniero M8×46	Stud	Goujon	Stehbolzen	2	
**	3	43928	Dado autobloccante M8	Nut	Ecrou	Mutter	2	
**	4	0660.17.395	Gommino antivibrante	Rubber	Caouthouc	Gummistück	23	
**	5	0661.92.390	Guidavalvola normale	Valge-guide	Guide-soupape	Ventilführung	2	
		0661.92.395	Guidavalvola magg. 0,03	Valve-guide	Guide-soupape	Ventilführung	2	
		0661.92.396	Guidavalvola magg. 0,06	Valve-guide	Guide-soupape	Ventilführung	2	
		0661.92.397	Guidavalvola magg. 0,09	Valve-guide	Guide-soupape	Ventilführung	2	
□	6	0659.92.370	Sede valvola aspirazione	Inlet valve-seat	Siège-soupape	Einlass-Sitzring	1	
●		0660.92.370	Sede valvola aspirazione	Inlet valve-seat	Siège-soupape	Einlass-Sitzring	1	
□	7	0659.92.110	Valvola aspirazione ϕ 33,5	Inlet valve	Soupape admission	Einlass-Ventil	1	
●		0660.92.110	Valvola aspirazione ϕ 33,7	Inlet valve	Soupape admission	Einlass-Ventil	1	
□	8	0659.92.380	Sede valvola scarico	Exhaust valve-seat	Siège-soupape échapp.	Auslass-Sitzring	1	
●		0660.92.380	Sede valvola scarico	Exhaust valve-seat	Siège-soupape échapp.	Auslass-Sitzring	1	
□	9	0659.92.120	Valvola scarico ϕ 30,5	Exhaust valve	Soupape échappement	Auslass-Ventil	1	
●		0660.92.120	Valvola scarico ϕ 30,5	Exhaust valve	Soupape échappement	Auslass-Ventil	1	
□	10	0603.92.150	Gommino per valvola	Valve rubber	Caoutchouc soupape	Ventilgummi	2	
●		0805.92.150	Gommino per valvola	Valve rubber	Caoutchouc soupate	Ventilgummi	2	
**	11	0660.92.183	Bilanciere chiusura	Clos. rocker-arm	Culbuteur ferm.	Schliesskipphebel	2	
**	12	0619.92.150	Molla bilanciere chiusura	Spring	Ressort	Feder	2	
**	13	0660.92.240	Perno bilanciere	Rocker-arm pin	Axe culbuteur	Kipphebelachse	4	
		0660.92.245	Perno bilanciere magg. 0,02	Rocker-arm pin	Axe culbuteur	Kipphebelachse	4	
**	14	0765.92.195	Rondella rasamento ϕ 10,5 × ϕ 15 × 0,1	Thrust washer	Rondelle de butée	Distanzscheibe	2	
		0765.92.205	Rondella rasamento ϕ 10,5 × ϕ 16 × 0,2	Thrust washer	Rondelle de butée	Distanzscheibe	2	
		0619.92.180	Rondella rasamento ϕ 10,5 × ϕ 16 × 0,3	Thrust washer	Rondelle de butée	Distanzscheibe	2	
		0765.92.190	Rondella rasamento ϕ 10,5 × ϕ 15 × 0,5	Thrust washer	Rondelle de butée	Distanzscheibe	2	
		0765.92.185	Rondella rasamento ϕ 10,5 × ϕ 15 × 1	Thrust washer	Rondelle de butée	Distanzscheibe	2	
**	15	0727.92.050	Scodellino ritorno sp. 5	Return cap	Coupelle retour	Einstelhülse	2	
		0727.92.052	Scodellino ritorno sp. 5,2	Return cap	Coupelle retour	Einstelhülse	2	
		0727.92.054	Scodellino ritorno sp. 5,4	Return cap	Coupelle retour	Einstelhülse	2	
		0727.92.056	Scodellino ritorno sp. 5,6	Return cap	Coupelle retour	Einstelhülse	2	
		0727.92.058	Scodellino ritorno sp. 5,8	Return cap	Coupelle retour	Einstelhülse	2	

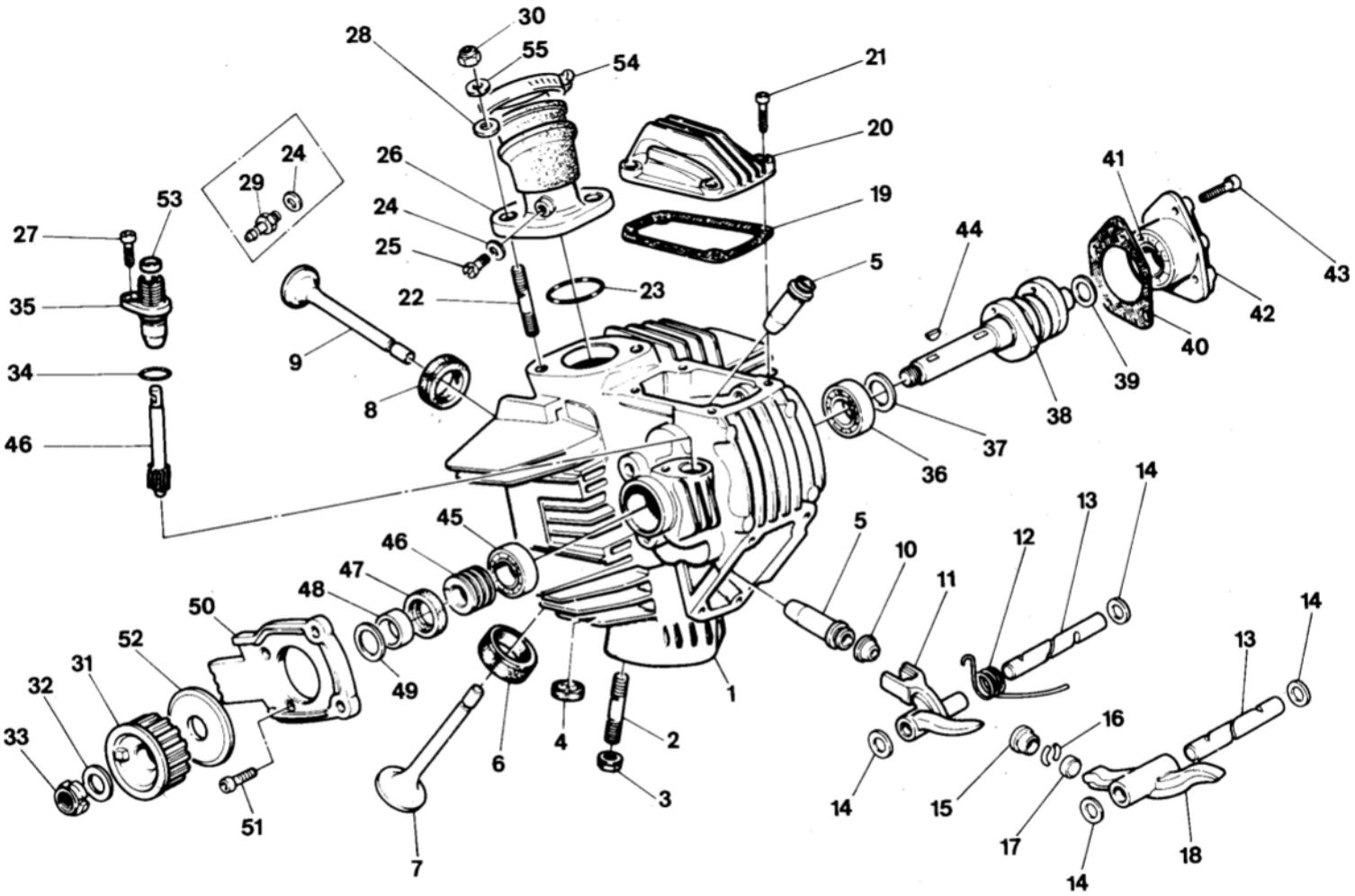
30
28
55
54
21
20
26
24
29
53
19
24
27
25
44
41
5
22
23
43
35
42
40
9
39
34
8
38
37
46
36
14
13
45
5
12
46
10
47
11
48
14
50
13
52
31
49
1
32
16
33
4
2
6
3
14
15
51
17
18
7
14

Note Notes Notes Marke	Index No. Pos. N.	Code N. Nr. Code N. Cod Code Nr.	DENOMINAZIONE	NAME	DESIGNATION	BESHREIBUNG	Q.ty Q.tà Q.te M.ge	Validity Validità Validité Gultig
**	15	0727.92.060	Scodellino ritorno sp. 6,0	Return cap	Coupelle retour	Einstelhülse	2	
		0727.92.062	Scodellino ritorno sp. 6,2	Return cap	Coupelle retour	Einstelhülse	2	
		0727.92.064	Scodellino ritorno sp. 6,4	Return cap	Coupelle retour	Einstelhülse	2	
		0727.92.066	Scodellino ritorno sp. 6,6	Return cap	Coupelle retour	Einstelhülse	2	
		0727.92.068	Scodellino ritorno sp. 6,8	Return cap	Coupelle retour	Einstelhülse	2	
		0727.92.240	Scodellino ritorno sp. 7,0	Return cap	Coupelle retour	Einstelhülse	2	
		0727.92.072	Scodellino ritorno sp. 7,2	Return cap	Coupelle retour	Einstelhülse	2	
		0727.92.074	Scodellino ritorno sp. 7,4	Return cap	Coupelle retour	Einstelhülse	2	
		0727.92.076	Scodellino ritorno sp. 7,6	Return cap	Coupelle retour	Einstelhülse	2	
		0727.92.078	Scodellino ritorno sp. 7,8	Return cap	Coupelle retour	Einstelhülse	2	
		0727.92.080	Scodellino ritorno sp. 8,0	Return cap	Coupelle retour	Einstelhülse	2	
		0727.92.082	Scodellino ritorno sp. 8,2	Return cap	Coupelle retour	Einstelhülse	2	
		0727.92.084	Scodellino ritorno sp. 8,4	Return cap	Coupelle retour	Einstelhülse	2	
		0727.92.086	Scodellino ritorno sp. 8,6	Return cap	Coupelle retour	Einstelhülse	2	
		0727.92.088	Scodellino ritorno sp. 8,8	Return cap	Coupelle retour	Einstelhülse	2	
		0727.92.090	Scodellino ritorno sp. 9,0	Return cap	Coupelle retour	Einstelhülse	2	
		0727.92.092	Scodellino ritorno sp. 9,2	Return cap	Coupelle retour	Einstelhülse	2	
		0727.92.094	Scodellino ritorno sp. 9,4	Return cap	Coupelle retour	Einstelhülse	2	
		0727.92.096	Scodellino ritorno sp. 9,6	Return cap	Coupelle retour	Einstelhülse	2	
**	16	0727.92.260	Semianelli	Half-ring	Demi-bague	Halbringe	4	
**	17	0723.92.500	Registro bilanciere sp. 2,00	Adjustment	Réglage	Ventilkäppchen	2	
		0723.92.535	Registro bilanciere sp. 2,05	Adjustment	Réglage	Ventilkäppchen	2	
		0723.92.501	Registro bilanciere sp. 2,10	Adjustment	Réglage	Ventilkäppchen	2	
		0723.92.545	Registro bilanciere sp. 2,15	Adjustment	Réglage	Ventilkäppchen	2	
		0723.92.502	Registro bilanciere sp. 2,20	Adjustment	Réglage	Ventilkäppchen	2	
		0723.92.555	Registro bilanciere sp. 2,25	Adjustment	Réglage	Ventilkäppchen	2	
		0723.92.503	Registro bilanciere sp. 2,30	Adjustment	Réglage	Ventilkäppchen	2	
		0723.92.565	Registro bilanciere sp. 2,35	Adjustment	Réglage	Ventilkäppchen	2	
		0723.92.504	Registro bilanciere sp. 2,40	Adjustment	Réglage	Ventilkäppchen	2	
		0723.92.575	Registro bilanciere sp. 2,45	Adjustment	Réglage	Ventilkäppchen	2	
		0723.92.505	Registro bilanciere sp. 2,50	Adjustment	Réglage	Ventilkäppchen	2	
		0723.92.585	Registro bilanciere sp. 2,55	Adjustment	Réglage	Ventilkäppchen	2	
		0723.92.506	Registro bilanciere sp. 2,60	Adjustment	Réglage	Ventilkäppchen	2	
		0723.92.595	Registro bilanciere sp. 2,65	Adjustment	Réglage	Ventilkäppchen	2	
		0723.92.507	Registro bilanciere sp. 2,70	Adjustment	Réglage	Ventilkäppchen	2	
		0723.92.605	Registro bilanciere sp. 2,75	Adjustment	Réglage	Ventilkäppchen	2	
		0723.92.508	Registro bilanciere sp. 2,80	Adjustment	Réglage	Ventilkäppchen	2	
		0723.92.615	Registro bilanciere sp. 2,85	Adjustment	Réglage	Ventilkäppchen	2	
		0723.92.509	Registro bilanciere sp. 2,90	Adjustment	Réglage	Ventilkäppchen	2	
		0723.92.625	Registro bilanciere sp. 2,95	Adjustment	Réglage	Ventilkäppchen	2	
		0723.92.510	Registro bilanciere sp. 3,00	Adjustment	Réglage	Ventilkäppchen	2	
		0723.92.635	Registro bilanciere sp. 3,05	Adjustment	Réglage	Ventilkäppchen	2	
		0723.92.511	Registro bilanciere sp. 3,10	Adjustment	Réglage	Ventilkäppchen	2	

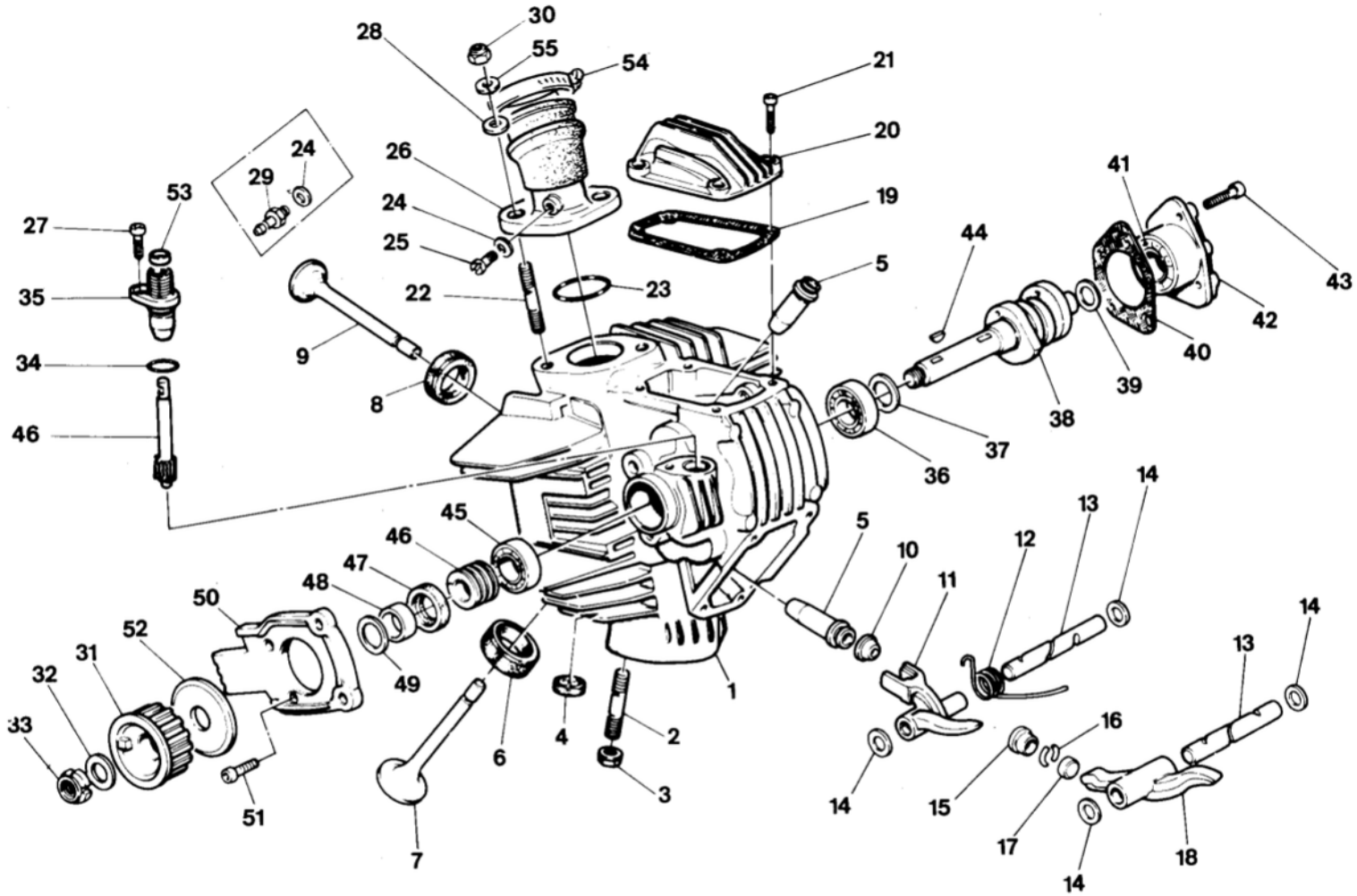
30
28
55
54
21
20
26
24
29
53
19
41
27
24
25
44
5
43
35
22
23
42
40
39
34
9
8
38
46
37
36
14
13
45
5
46
12
10
47
11
48
50
14
52
13
31
49
32
1
33
16
4
2
6
3
51
14
15
17
18
7
14

Note Notes Notes Marke	Index No. Pos. N.	Code N. Nr. Code N. Cod Code Nr.	DENOMINAZIONE	NAME	DESIGNATION	BESHREIBUNG	Q.ty Q.tà Q.te M.ge	Validity Validità Validité Gultig
**	17	0723.92.645	Registro bilanciere sp. 3,15	Adjustment	Réglage	Ventilkäppchen	2	
		0723.92.512	Registro bilanciere sp. 3,20	Adjustment	Réglage	Ventilkäppchen	2	
		0723.92.655	Registro bilanciere sp. 3,25	Adjustment	Réglage	Ventilkäppchen	2	
		0723.92.513	Registro bilanciere sp. 3,30	Adjustment	Réglage	Ventilkäppchen	2	
		0723.92.675	Registro bilanciere sp. 3,35	Adjustment	Réglage	Ventilkäppchen	2	
		0723.92.514	Registro bilanciere sp. 3,40	Adjustment	Réglage	Ventilkäppchen	2	
		0723.92.685	Registro bilanciere sp. 3,45	Adjustment	Réglage	Ventilkäppchen	2	
		0723.92.515	Registro bilanciere sp. 3,50	Adjustment	Réglage	Ventilkäppchen	2	
		0723.92.695	Registro bilanciere sp. 3,55	Adjustment	Réglage	Ventilkäppchen	2	
		0723.92.516	Registro bilanciere sp. 3,60	Adjustment	Réglage	Ventilkäppchen	2	
		0723.92.705	Registro bilanciere sp. 3,65	Adjustment	Réglage	Ventilkäppchen	2	
		0723.92.517	Registro bilanciere sp. 3,70	Adjustment	Réglage	Ventilkäppchen	2	
		0723.92.518	Registro bilanciere sp. 3,80	Adjustment	Réglage	Ventilkäppchen	2	
		0723.92.519	Registro bilanciere sp. 3,90	Adjustment	Réglage	Ventilkäppchen	2	
		0723.92.520	Registro bilanciere sp. 4,00	Adjustment	Réglage	Ventilkäppchen	2	
		0723.92.521	Registro bilanciere sp. 4,10	Adjustment	Réglage	Ventilkäppchen	2	
		0723.92.522	Registro bilanciere sp. 4,20	Adjustment	Réglage	Ventilkäppchen	2	
		0723.92.523	Registro bilanciere sp. 4,30	Adjustment	Réglage	Ventilkäppchen	2	
		0723.92.524	Registro bilanciere sp. 4,40	Adjustment	Réglage	Ventilkäppchen	2	
		0723.92.525	Registro bilanciere sp. 4,50	Adjustment	Réglage	Ventilkäppchen	2	
		0723.92.526	Registro bilanciere sp. 4,60	Adjustment	Réglage	Ventilkäppchen	2	
		0723.92.527	Registro bilanciere sp. 4,70	Adjustment	Réglage	Ventilkäppchen	2	
		0723.92.528	Registro bilanciere sp. 4,80	Adjustment	Réglage	Ventilkäppchen	2	
		0723.92.529	Registro bilanciere sp. 4,90	Adjustment	Réglage	Ventilkäppchen	2	
		0723.92.530	Registro bilanciere sp. 5,00	Adjustment	Réglage	Ventilkäppchen	2	
**	18	0660.92.173	Bilanciere apertura	Opne. rocker-arm	Culbuteur ouv.	Offnungskipphebel	2	
**	19	0755.92.295	Guarnizione coperchio valvole	Gasket	Joint	Dichtung	2	
**	20	0367.92.290	Coperchio valvole	Valve cover	Couvre-soupapes	Ventildeckel	1	
**	21	71502.1627	Vite TCEI M6×18	Screw	Vis	Schraube	8	
**	22	0400.92.433	Prigioniero M8×37	Stud	Goujon	Stehbolzen	2	
**	23	41978	Guarnizione condotto aspirazione	Gasket	Joint	Dichtung	1	
**	24	N15672	Rondella	Washer	Rondelle	Scheibe	1	
☐	25	N2896-G22	Vite	Screw	Vis	Schraube	1	

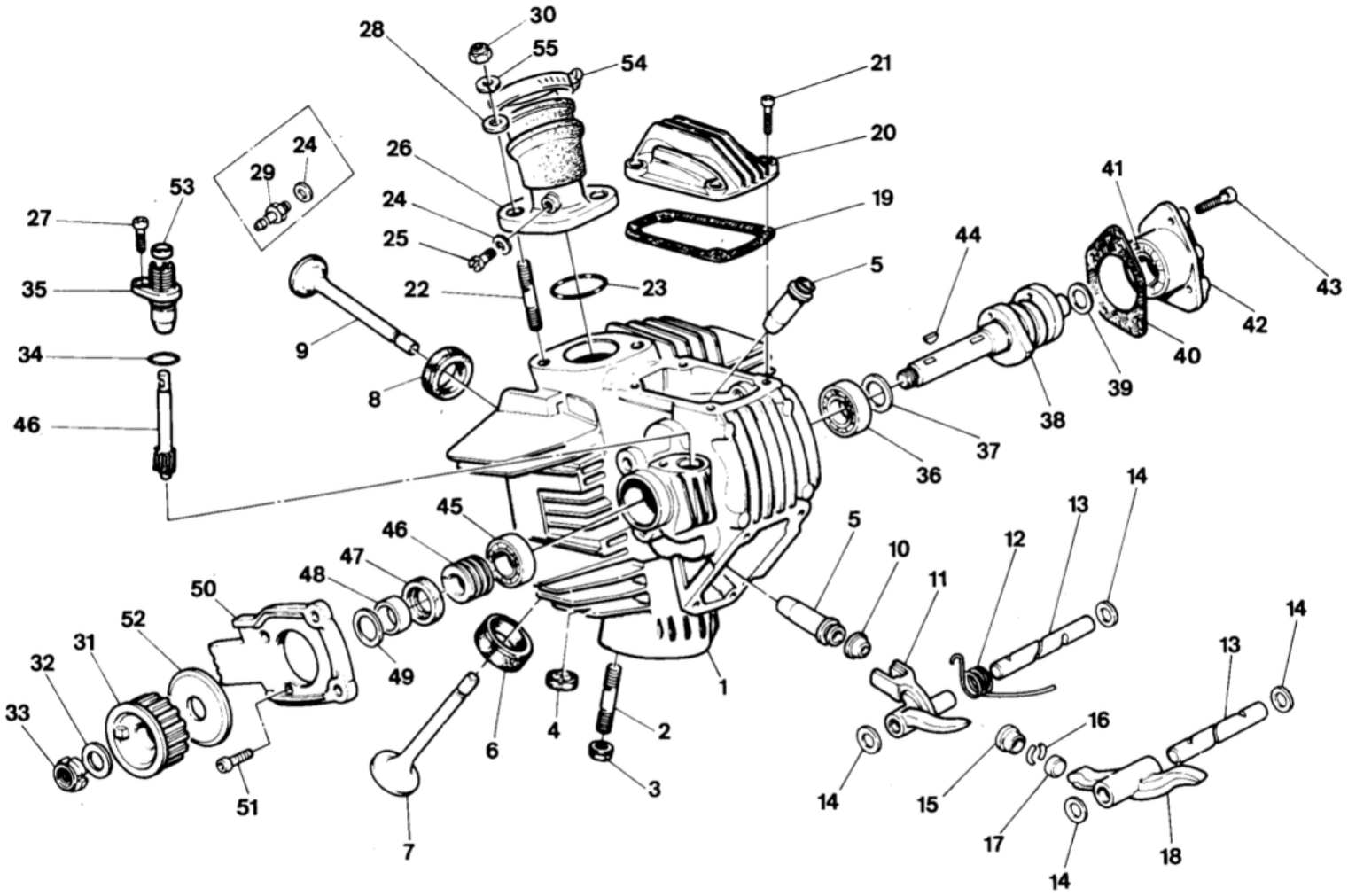
30
28
55
54
21
20
26
24
29
53
27
24
25
19
41
44
5
35
22
23
43
42
40
39
38
9
34
8
46
37
36
14
13
45
46
5
12
10
47
48
11
50
52
14
31
13
32
49
1
33
16
4
2
6
3
51
14
15
17
7
18
14

Note Notes Notes Marke	Index No. Pos. N.	Code N. Nr. Code N. Cod Code Nr.	DENOMINAZIONE	NAME	DESIGNATION	BESHREIBUNG	Q.ty Q.tà Q.te M.ge	Validity Validità Validité Gultig
□	26	46252	Condotto aspirazione	Inlet duct	Conduite adm.	Ansaugstutzen	1	
●		45391	Condotto aspirazione	Inlet duct	Conduite adm.	Ansaugstutzen	1	
**	27	71502.1616	Vite TCEI M6×12	Screw	Vis	Schraube	1	
**	28	1676	Rosetta piana	Flat washer	Rondelle	Scheibe	4	
●	29	42074	Raccordo	Union	Raccord	Anschluss	1	
**	30	43928	Dado elastic-stop M8	Nut	Ecrou	Mutter	2	
●	31	0660.29.070	Puleggia distribuzione	Timing pulley	Poulie distrib.	Steuerriemen	1	F.m.m. 6500993
□		0367.29.050	Puleggia distribuzione	Timing pulley	Poulie distrib.	Steuerriemen	1	
●		0367.29.050	Puleggia distribuzione	Timing pulley	Poulie distrib.	Steuerriemen	1	D.m.m. 6500994
**	32	0797.69.040	Rondella ϕ 15,2 × ϕ 24 × 1	Washer	Rondelle	Scheibe	1	
**	33	72943.1542	Ghiera elastic-stop M15×1	Elastic-stop ring	Anneau elastic-stop	Stopring	1	
**	34	0647.92.170	Guarnizione GACO OR	GACO ring	Anneau GACO	O-ring	1	
**	35	0660.92.150	Boccola contagiri	Bush	Douille	Büchse	1	
**	36	75110.2054	Cuscinetto ϕ 20 × ϕ 42 × 12	Bearing	Roulement	Kugellager	1	
**	37	0400.16.190	Rondella ϕ 20,5 × ϕ 28 × 0,5	Washer	Rondelle	Unterlegscheibe	1	
□	38	0336.29.020	Albero distribuzione testa orizz.	Hor. head camshaft	Arbre distr. culasse horiz.	Nockenwelle	1	
●		0359.29.020	Albero distribuzione testa orizz.	Hor. head. camshaft	Arbre distr. culasse horiz.	Nockenwelle	1	
**	39	0400.29.126	Rondella ϕ 15,5 × ϕ 22 × 0,5	Washer	Rondelle	Unterlegscheibe	1	
**	40	0660.92.310	Guarnizione cappellotto	Gasket	Joint	Dichtung	1	
**	41	75173.1542	Cuscinetto ϕ 15 × ϕ 35 × 11	Bearing	Roulement	Kugellager	1	
□	42	0665.92.640	Cappellotto con cuscinetto	Bearing	Capuchon avec roulement	Lagerdeckel	1	
●		0675.92.640	Cappellotto con cuscinetto	Cap with bearing	Capuchon avec roulement	Deckel mit Kugellager	1	
**	43	71502.1631	Vite TCEI M6×20	Screw	Vis	Schraube	4	
**	44	74172.1008	Linguetta americana 4×5	Woodruff key	Clé woodruff	Scheibenfeder	1	
**	45	75110.1747	Cuscinetto ϕ 17 × ϕ 35 × 10	Bearing	Roulement	Kugellager	1	
**	46	0667.92.160	Coppia ingranaggi contagiri	Tachometer gears	Engrenages compte-tours	Tachometer Zahnräder	1	
**	47	0204.70.105	Anello di tenuta	Seal ring	Bague de retenue	Stopring	1	
**	48	0660.29.035	Distanziale puleggia	Spacer	Entretoise	Distanzstück	1	
**	49	0619.16.120	Rondella ϕ 17,2 × ϕ 26 × 2	Washer	Rondelle	Scheibe	1	
**	50	0660.29.150	Cappellotto in gomma	Rubber cap	Capuchon en caout.	Gummikappe	1	
**	51	71502.1624	Vite TCEI M6×16	Screw	Vis	Schraube	2	
**	52	0660.29.055	Rondella guida cinghia	Washer	Rondelle	Scheibe	1	
**	53	93783.0812	Anello di tenuta	Seal ring	Bague d'étanchéité	Dichtungsring	1	
**	54	27521	Fascetta tra condotto e carburatore	Clamp	Collier	Schelle	1	
**	55	N15538-G22	Rosetta elastica	Spring washer	Rondelle élastique	Federscheibe	2	

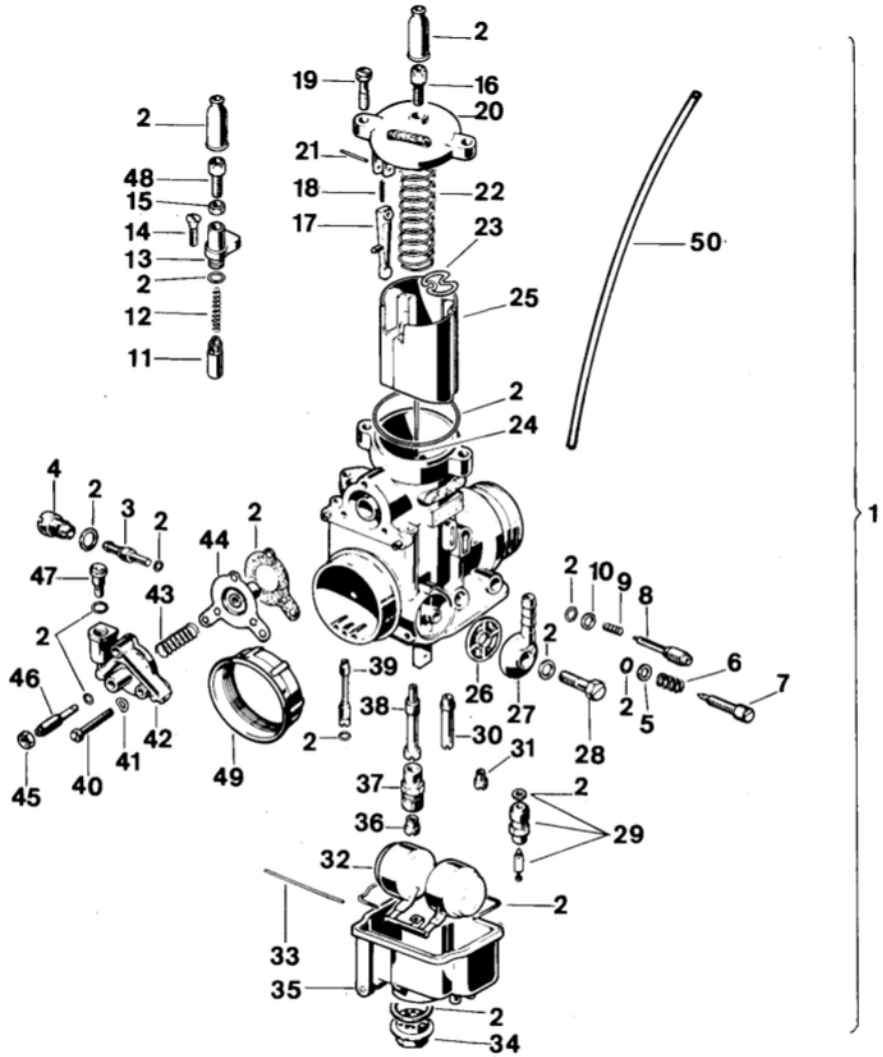
2
19
16
20
2
21
48
18
22
15
17
23
14
13
50
2
25
12
11
2
24
4
2
3
2
44
2
1
47
43
2
10
9
8
2
2
6
46
39
26
27
7
38
2
5
42
2
30
31
28
41
49
45
40
37
2
36
29
32
2
33
35
2
34

Note Notes Notes Marke	Index No. Pos. N.	Code N. Nr. Code N. Cod Code Nr.	DENOMINAZIONE	NAME	DESIGNATION	BESHREIBUNG	Q.ty Q.tà Q.te M.ge	Validity Validità Validité Gultig
☐	1	47288	Carburatore per cilindro orizzontale Dell' Orto PHF 30 DD	Carburetor horiz. cylinde	Carburateur pour cylindre horiz.	Vergaser. fur Horiz. Zylinder	1	
		47287	Carburatore per cilindro verticale Dell' Orto PHF 30 DD	Carburetor vert. cylinder	Carburateur pour cylindre vert.	Vergaser. fur Vert. Zylinder	1	
☐	2	47528	Gruppo guarnizioni	Gasket set	Jeu de joints	Dichtung kit	1	
☐	3	40596/30	Getto pompa 30	Pump jet	Gicleur pompe	Beschleunigerduse	1	
☐	4	40597	Portagetto pompa	Jet-holder	Porte-gicleur	Dusenhalter	1	
☐	5	23983	Rosetta piana	Flat washer	Rondelle	Scheibe		
☐	6	12030	Molla vite regolazione valvola gas	Spring	Ressort	Feder	1	
☐	7	12029	Vite reg. valvola gas	Screw	Vis	Schraube	1	
☐	8	12033	Vite regolazione miscela minimo	Adju. screw	Vis réglage	Regulierschraube	1	
☐	9	12034	Molla vite regolazione miscela minimo	Spring	Ressort	Feder	1	
☐	10	23985	Rosetta piana	Flat washer	Rondelle	Scheibe	1	
☐	11	40580	Dispositivo avviamento	Starting device	Dispositif de démarrage	Startvorrichtung	1	
☐	12	40581	Molla richiamo valvola avviamento	Return spring	Ressort retour	Feder	1	
☐	13	40582	Coperchio dispositivo avviamento	Cover	Couvercle	Deckel	1	
☐	14	32855	Vite fissaggio coperchio	Fasten. screw	Vis fix.	Schraube	1	
☐	15	4104	Dado bloccaggio vite tendifilo	Nut	Ecrou	Mutter	1	
☐	16	4103	Vite tendifilo	Screw	Vis	Schraube	1	
☐	17	40585	Leva com. pompa	Pump control lever	Levier comm. poumpe	Hebel	1	
☐	18	40586	Molla richiamo leva pompa	Return spring	Ressort retour	Feder	1	
☐	19	23981	Vite fissaggio coperchio	Fasten. screw	Vis fix.	Schraube	2	
☐	20	40579	Coperchio camera miscela	Cover	Couvercle	Deckel	1	
☐	21	40587	Perno leva comando pompa	Lever pin	Axe levier	Stift	1	
☐	22	40578	Molla richiamo valvola gas	Return spring	Ressort retour	Feder	1	
☐	23	23979	Fermaglio spillo conico	Fasten. clip	Goujon	Haltering	1	

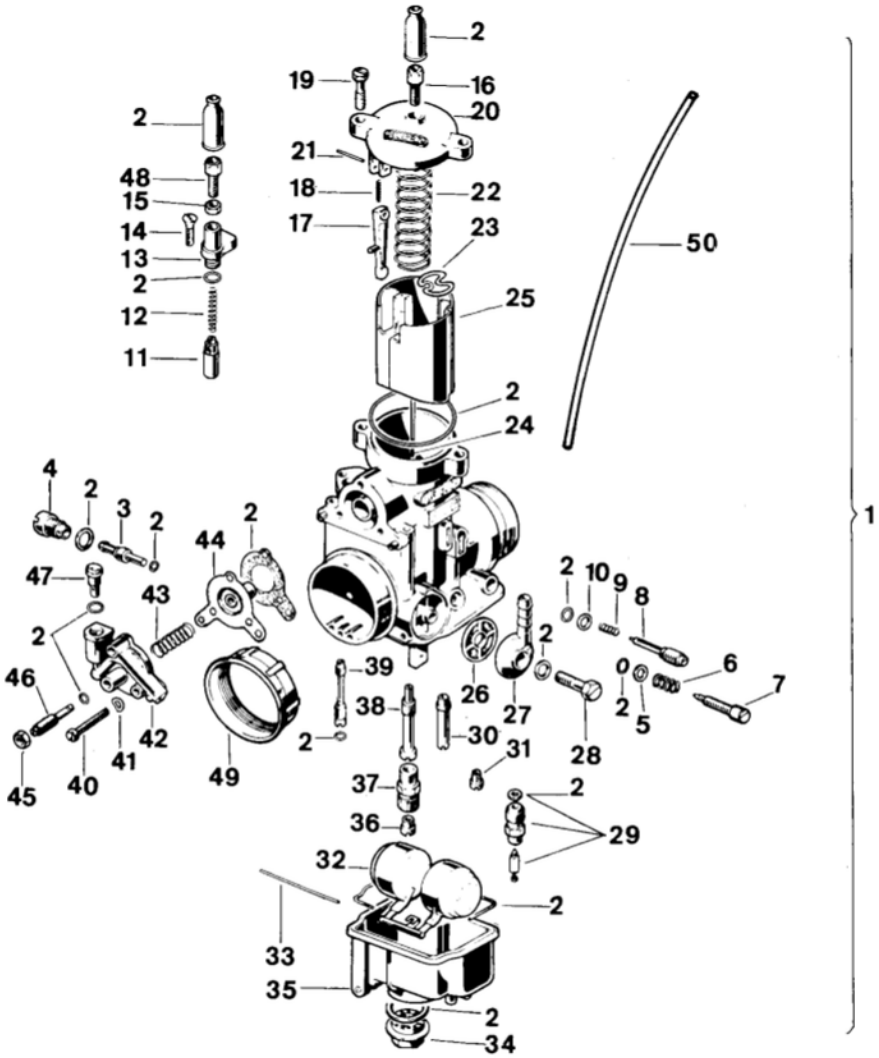
2
19
16
20
2
21
48
18
22
15
17
23
14
13
50
2
25
12
11
2
24
4
2
3
2
44
2
1
47
43
2
10
9
8
2
2
6
46
39
26
27
7
38
2
5
42
30
31
28
41
2
45
40
49
37
2
36
29
32
2
33
35
2
34

Note Notes Notes Marke	Index No. Pos. N.	Code N. Nr. Code N. Cod Code Nr.	DENOMINAZIONE	NAME	DESIGNATION	BESHREIBUNG	Q.ty Q.tà Q.te M.ge	Validity Validità Validité Gultig
☐	24	27910/23	Spillo conico K23	Needle jet	Epingle	Dusennadel	1	
☐	25	51122	Valvola gas 60/3	Throttle valve	Soupape gaz	Gasschieber	1	
☐	26	12045	Filtro benzina	Fuel filter	Filtre essence	Benzinfilter	1	
☐	27	12046	Pipetta benzina	Fuel pipe union	Tuyau de raccord	Anschlussdeckel	1	
☐	28	12048	Vite fissaggio pipetta	Fasten. screw	Vis fix.	Schraube	1	
☐	29	25117	Valvola a spillo	Pin valve	Pointeau	Schwimmernadelventil	1	
☐	30	40584	Valvola aspirazione	Inlet valve	Soupape adm.	Ruckschlagventil	1	
☐	31	5761/65	Getto minimo 65	Idle jet	Gicleur ralenti	Leerlaufduse	1	
☐	32	34128/10	Galleggiante g. 10	Float	Flotteur	Schwimmer	1	
☐	33	32867	Perno galleggiante	Pin	Pivot	Stift	1	
☐	34	33211	Perno fissaggio vaschetta	Chamber plug	Bouchon cuvette	Befestigungsschraube	1	
☐	35	36500	Vaschetta	Chamber	Cuvette	Schwimmerkammer	1	
☐	36	12041/120	Getto massimo 120	Main jet	Gicleur	Hauptduse		
			(carburatore verticale)	(L.H. vert. carburetor)	(carburateur gauche vert.)	(Vertikal Vergaser L.)	1	
		12041/110	Getto massimo 110	Main jet	Gicleur max.	Hauptduse		
			(carburatore orizzontale)	(R.H. hor. carburetor)	(carburateur droite horiz.)	(Horizontaler Vergaser R.)	1	
☐	37	23990	Portagetto massimo	Jet-holder	Porte-gicleur	Dusenstock	1	
☐	38	24058/262	Polverizzatore 262 AB	Atomizer	Pulvérisateur	Nadelduse	1	
☐	39	12032/75	Getto avviamento 75	Starting jet	Gicleur démarr.	Starterduse	1	
☐	40	40589	Vite fissaggio coperchio pompa	Fasten. screw	Vis fix.	Schraube	3	
☐	41	40590	Rondella elastica	Spring washer	Rondelle élastique	Federscheibe	3	
☐	42	40588	Coperchio pompa olio	Oil pump cover	Couvercle pompe huile	Olpumpe Deckel	1	
☐	43	40594	Molla membrana pompa	Spring	Ressort	Feder	1	
☐	44	40593	Membrana pompa	Pump diaphragm	Diaphragme pompe	Membrane	1	
☐	45	40592	Dado	Nut	Ecrou	Mutter	1	
☐	46	40591	Vite regolazione membrana pompa	Screw	Vis	Schraube	1	
☐	47	40595	Valvola mandata pompa	Pump del. valve	Soupape réfoul pompe	Pumpenduse	1	
☐	48	4103	Vite tendifilo	Screw	Vis	Schraube	1	
☐	49	42956	Raccordo aspirazione	Union	Raccord	Wiederverbindung	1	
☐	50	47530	Tubetto sfiato	Exhaust pipe	Tuyau d'échappement	Auspuffrohr	1	

MOD. ELEFANT 350-650

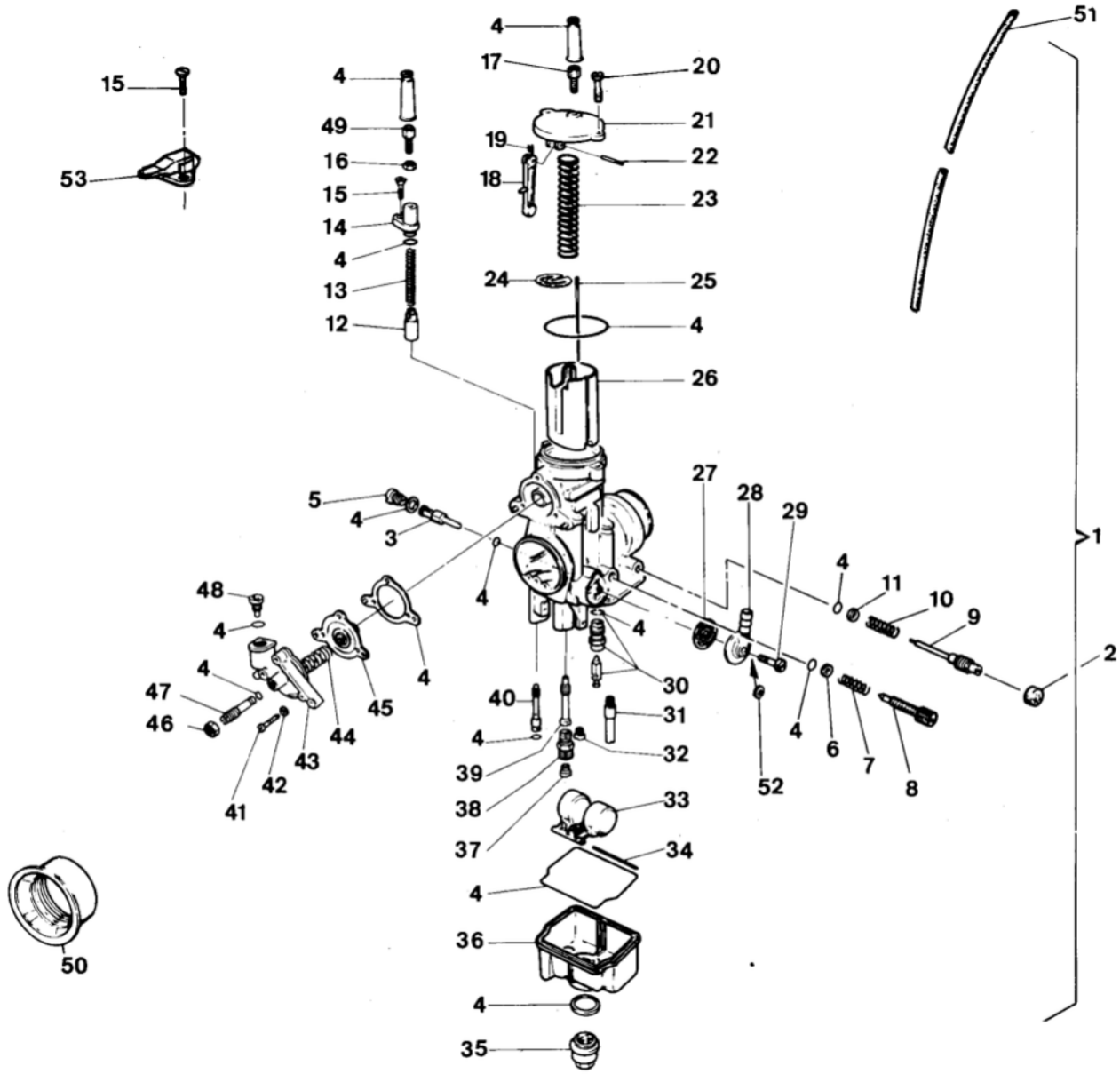

Note Notes Notes Marke	Index No. Pos. N.	Code N. Nr. Code N. Cod Code Nr.	DENOMINAZIONE	NAME	DESIGNATION	BESHREIBUNG	Q.ty Q.tà Q.te M.ge	Validity Validità Validité Gultig
•	1	46810	Carburatore per cilindro orizzontale Dell' Orto PHF 36 DD	Carburetor horiz. cylinde	Carburateur pour cylindre horiz.	Vergaser. fur Horiz. Zylinder	1	
		46972	Carburatore per cilindro orizzontale Dell' Orto PHF 36 DD (USA)	Carburetor horiz. cylinde	Carburateur pour cylindre horiz.	Vergaser. fur Horiz. Zylinder	1	
		46811	Carburatore per cilindro verticale Dell' Orto PHF 36 DD	Carburetor vert. cylinder	Carburateur pour cylindre vert.	Vergaser. fur Vert. Zylinder	1	
		46971	Carburatore per cilindro verticale Dell' Orto PHF 36 DD (USA)	Carburetor vert. cylinder	Carburateur pour cylindre vert.	Vergaser. fur Vert. Zylinder	1	
•	2	47986	Tappo (USA)	Plug	Bouchon	Stopfen	1	
•	3	40596/35	Getto pompa 35	Pump jet	Gicleur pompe	Beschleunigerduse	1	
•	4	47528	Gruppo guarnizioni	Gasket set	Jeu de joints	Dichtung kit	1	
•	5	40597	Portagetto pompa	Jet-holder	Porte-gicleur	Dusenhalter	1	
•	6	23983	Rondella piana	Washer	Rondelle	Unterlegscheibe	1	
•	7	12030	Molla vite regolazione valvola gas	Spring	Ressort	Feder	1	
•	8	12029	Vite reg. valvola gas	Screw	Vis	Schraube	1	
•	9	12033	Vite regolazione miscela minimo	Adju. screw	Vis réglage	Regulierschraube	1	
•	10	12034	Molla vite regolazione miscela minimo	Spring	Ressort	Feder	1	
•	11	23985	Rondella piana	Washer	Rondelle	Unterlegscheibe	1	
•	12	40580	Dispositivo avviamento	Starting device	Dispositif de démarrage	Startvorrichtung	1	
•	13	40581	Molla richiamo valvola avviamento	Return spring	Ressort retour	Feder	1	
•	14	40582	Coperchio dispositivo avviamento	Cover	Couvercle	Deckel	1	
•	15	32855	Vite fissaggio coperchio	Fasten. screw	Vis fix.	Schraube	1	
•	16	4104	Dado bloccaggio vite tendifilo	Nut	Ecrou	Mutter	1	
•	17	4103	Vite tendifilo	Screw	Vis	Schraube	1	
•	18	42955	Leva com. pompa	Pump control lever	Levier comm. poumpe	Hebel	1	
•	19	40586	Molla richiamo leva pompa	Return spring	Ressort retour	Feder	1	
•	20	23981	Vite fissaggio coperchio	Fasten. screw	Vis fix.	Schraube	2	
•	21	40579	Coperchio camera miscela	Cover	Couvercle	Deckel	1	
•	22	40587	Perno leva comando pompa	Lever pin	Axe levier	Stift	1	
•	23	40578	Molla richiamo valvola gas	Return spring	Ressort retour	Feder	1	
•	24	35353	Fermaglio spillo conico	Fasten. clip	Goujon	Haltering	1	

MOD. ELEFANT 350-650

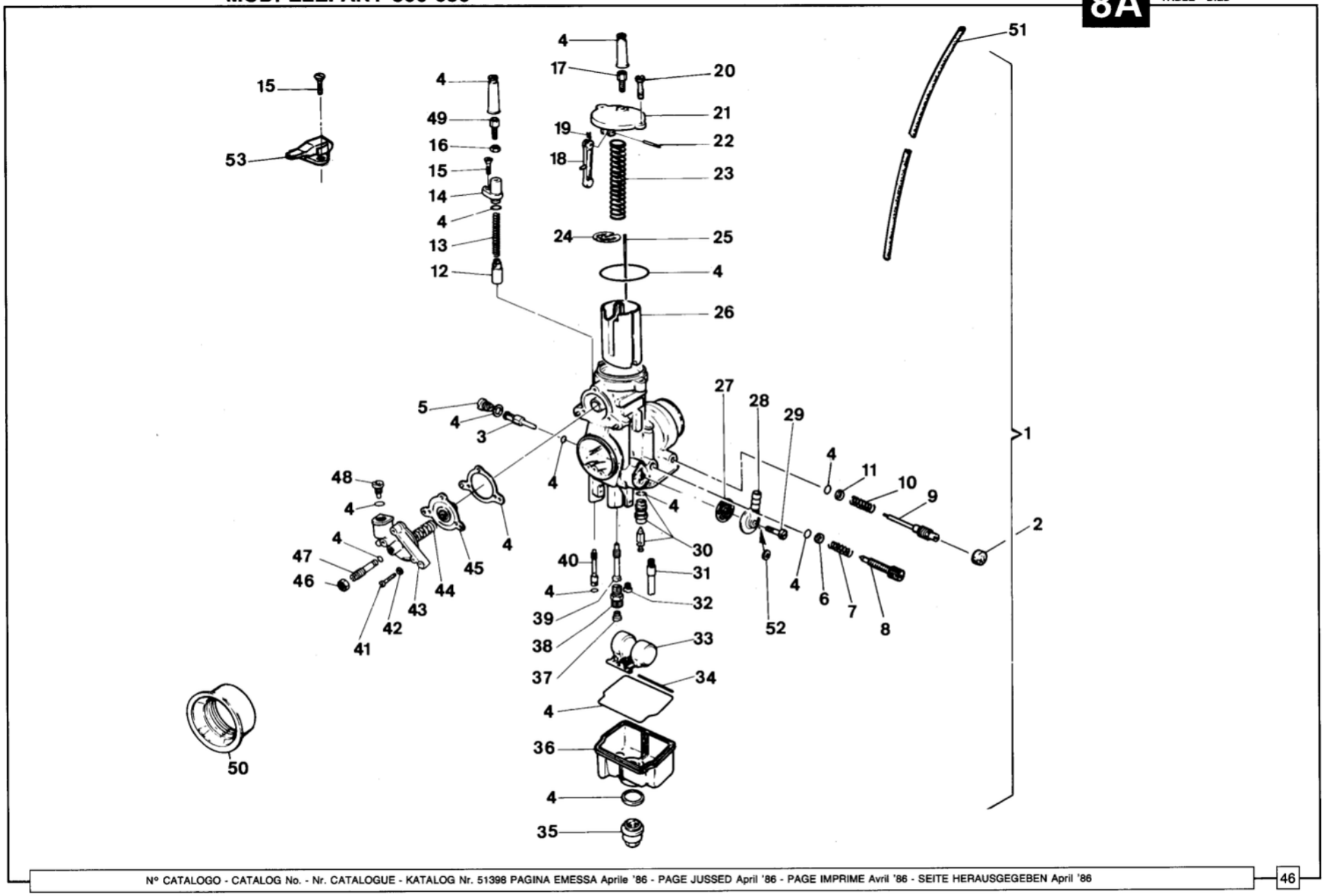

Note Notes Notes Marke	Index No. Pos. N.	Code N. Nr. Code N. Cod Code Nr.	DENOMINAZIONE	NAME	DESIGNATION	BESHREIBUNG	Q.ty Q.tà Q.te M.ge	Validity Validità Validité Gultig
•	25	27910/18	Spillo conico K18	Needle jet	Epingle	Dusennadel	1	
•	26	51122	Valvola gas 60/3	Throttle valve	Soupape gaz	Gasschieber	1	
•	27	12045	Filtro benzina	Fuel filter	Filtre essence	Benzinfilter	1	
•	28	12046	Pipetta benzina	Fuel pipe union	Tuyau de raccord	Anschlussdeckel	1	
•	29	12048	Vite fissaggio pipetta (cil. vert.)	Fasten. screw (vert. cyl.)	Vis fix. (cyl. vert.)	Schraube (vertikal Zyl.)	1	
		47526	Vite fissaggio pipetta (cil. orizz.)	Fasten. screw (horiz. cyl.)	Vis fix. (cyl. horiz.)	Schraube (horiz. Zyl.)	1	
•	30	25117	Valvola a spillo	Pin valve	Pointeau	Schwimmernadelventil	1	
•	31	40584	Valvola aspirazione	Inlet valve	Soupape adm.	Ruckschlagventil	1	
•	32	5761/62	Getto minimo 62	Idle jet	Glicleur ralenti	Leerlaufduse	1	
•	33	34128/10	Galleggiante g. 10	Float	Flotteur	Schwimmer	1	
•	34	32867	Perno galleggiante	Pin	Pivot	Stift	1	
•	35	33211	Perno fissaggio vaschetta	Chamber plug	Bouchon cuvette	Befestigungsschraube	1	
•	36	36500	Vaschetta	Chamber	Cuvette	Schwimmerkammer	1	
•	37	12041/132	Getto massimo 132 (carb. cilindro vert.)	Main jet (vert. carburetor)	Gicleur (carburateur vert.)	Hauptduse (Vertikal vergaser)		
		12041/130	Getto massimo 130	Main jet	Gicleur max.	Hauptduse		
			(carburatore orizzontale)	(R.H. hor. carburetor)	(carburateur droite horiz.)	(Horizontaler Vergaser R.)	1	
•	38	23990	Portagetto massimo	Jet-holder	Porte-gicleur	Dusenstock	1	
•	39	24058/265	Polverizzatore 265 AB	Atomizer	Pulvérisateur	Nadelduse	1	
•	40	12032/75	Getto avviamento 75	Starting jet	Gicleur démarr.	Starterduse	1	
•	41	40589	Vite fissaggio coperchio pompa	Fasten. screw	Vis fix.	Schraube	3	
•	42	40590	Rondella elastica	Spring washer	Rondelle élastique	Federscheibe	3	
•	43	40588	Coperchio pompa	Pump cover	Couvercle pompe	Pumpendeckel	1	
•	44	40594	Molla membrana pompa	Spring	Ressort	Feder	1	
•	45	40593	Membrana pompa	Pump diaphragm	Diaphragme pompe	Membrane	1	
•	46	40592	Dado	Nut	Ecrou	Mutter	1	
•	47	40591	Vite regolazione membrana pompa	Screw	Vis	Schraube	1	
•	48	40595	Valvola mandata pompa	Pump del. valve	Soupape réfoul pompe	Pumpenduse	1	
•	49	4103	Vite tendifilo	Screw	Vis	Schraube	1	
•	50	42956	Raccordo aspirazione	Union	Raccord	Wiederverbindung	1	
•	51	47530	Tubetto sfiato	Exhaust pipe	Tuyau d'échappement	Auspuffrohr	1	
•	52	3990	Guarnizione	Gasket	Joint	Dichtung	1	
•	53	48625	Dispositivo avviamento (cil. vert.)	Starter (vert. cyl.)	Démarrage (cyl. vert.)	Starter (vertikal Zyl.)	1	
			★: F.m. 1N001504	★: F.m. 1N001504	★: F.m. 1N001504	★: F.m. 1N001504		

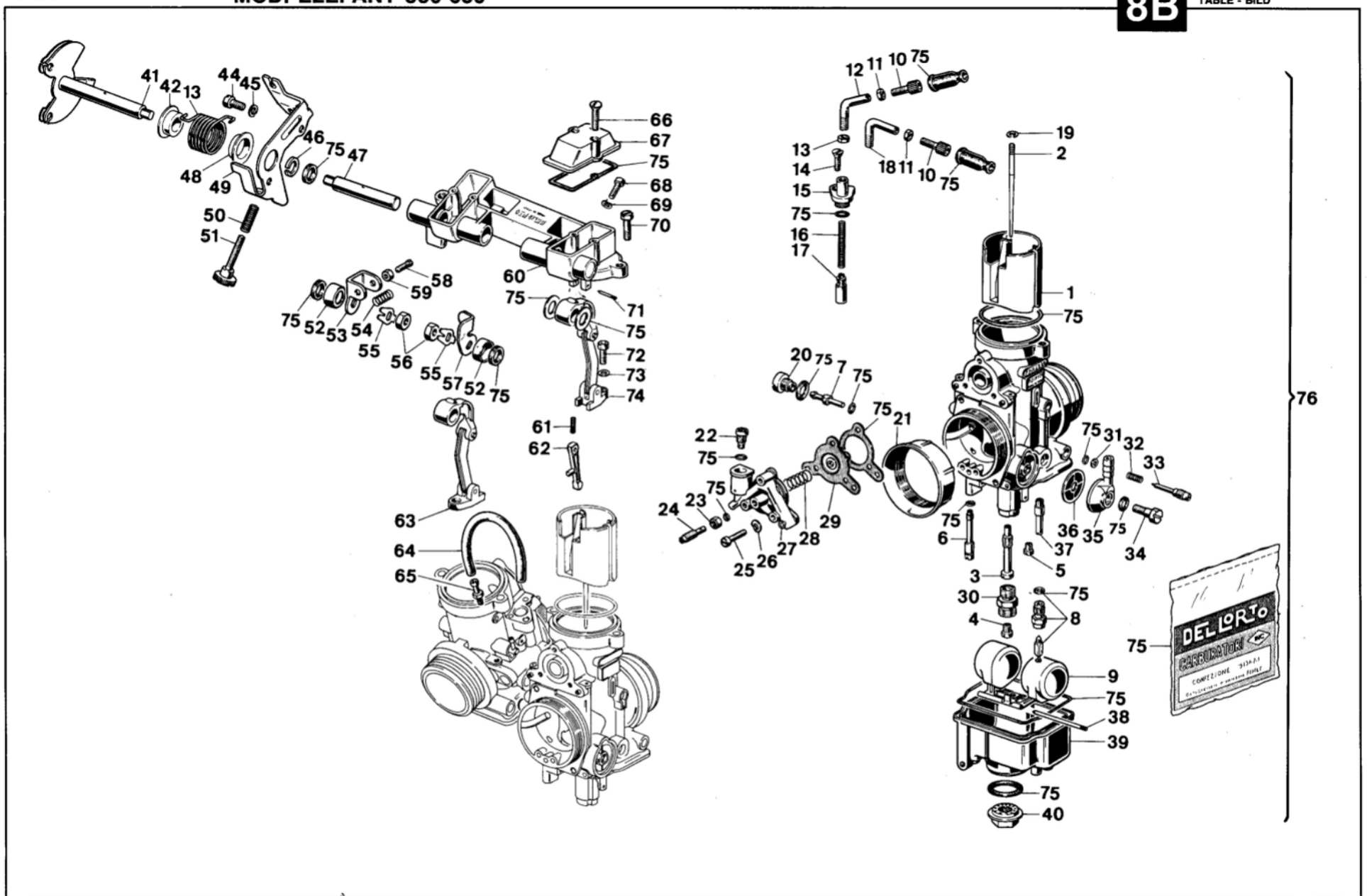
41
42
13
44
45
46
75
47
48
49
50
51
66
67
75
68
69
70
60
58
59
75
52
53
54
55
56
55
57
52
75
75
71
75
72
73
74
61
62
63
64
65
12
11
10
75
13
14
15
75
16
17
18
11
10
75
19
2
1
75
20
75
7
75
75
21
22
75
75
23
24
25
26
27
28
29
75
6
3
30
4
75
8
9
75
38
39
75
40
75
31
32
33
36
35
75
34
37
5
76
DELLORTO
CARBURATORI
CONFEZIONE

Note Notes Notes Marke	Index No. Pos. N.	Code N. Nr. Code N. Cod Code Nr.	DENOMINAZIONE	NAME	DESIGNATION	BESHREIBUNG	Q.ty Q.tà Q.te M.ge	Validity Validità Validité Gultig
•	1	51122	Valvola gas 60/3	Throttle valve	Soupape gaz	Gasschieber	1	
•	2	27910/18	Spillo conico K18	Needle jet	Epingle	Dusennadel	2	
•	3	24058/265	Polverizzatore 265 AB	Atomizer	Pulvérisateur	Nadelduse	2	
•	4	12041/132	Getto massimo 132 (carb. cilindro vert.)	Main jet (vert. carburetor)	Gicleur (carburateur vert.)	Hauptduse (Vertikal vergaser)	1	
		12041/130	Getto max 130 (carb. cilindro orizz.)	Main jet (hor. carburator)	Gicleur (carburateur Horiz.)	Hauptduse (Horizontaler vergaser)	1	
•	5	5761/62	Getto minimo 62	Idle jet	Glicleur ralenti	Leerlaufduse	2	
•	6	12032/75	Getto avviamento 75	Starting jet	Gicleur démarr.	Starterduse	2	
•	7	40596/35	Getto pompa 35	Pump jet	Gicleur pompe	Beschleunigerduse	2	
•	8	25117	Valvola a spillo 250	Pin valve	Pointeau	Schwimmernadelventil	2	
•	9	34128/10	Galleggiante g. 10	Float	Flotteur	Schwimmer	2	
•	10	51986	Vite tendifilo	Screw	Vis	Schraube	2	
•	11	51987	Dado	Nut	Ecrou	Mutter	2	
•	12	51989	Tubetto deviatore (carb. cilindro vert.)	Tube (vert. carburetor)	Tuyau (carburateur vert.)	Rohr (Verikal vergaser)	1	
•	13	4104	Dado	Nut	Ecrou	Mutter	1	
•	14	32855	Vite	Screw	Vis	Schraube	2	
•	15	40582	Coperchio valvola avviamento	Valve cover	Couvre soupape	Ventil deckel	2	
•	16	40581	Molla	Spring	Ressort	Feder	2	
•	17	40580	Valvola avviamento	Valve	Soupape	Ventil	2	
•	18	51988	Tubetto deviatore (carb. cilindro oriz.)	Tube (horiz. carburetor)	Tuyau (carburateur horiz.)	Rohr (Horiz. vergaser)	2	
•	19	35353	Fermaglio	Retainer	Arret	Aufhalter	2	
•	20	40597	Portagetto pompa	Jet-holder	Porte-gicleur	Dusenhalter	2	
•	21	42956	Cornetto aspirazione	Suction pipe	Tube d' aspiration	Ansaugrohr	2	
•	22	40595	Valvola mandata	Valve	Soupape	Ventil	2	
•	23	40592	Dado	Nut	Ecrou	Mutter	2	
•	24	40591	Vite	Screw	Vis	Schraube	2	
•	25	40589	Vite	Screw	Vis	Schraube	6	
•	26	40590	Rosetta elastica	Spring washer	Rondelle élastique	Federscheibe	6	
•	27	40588	Coperchio pompa	Pump cover	Couvercle pompe	Pumpendeckel	2	
•	28	40594	Molla	Spring	Ressort	Feder	2	
•	29	40593	Membrana pompa	Pump diaphragm	Diaphragme pompe	Membrane	2	
•	30	23990	Portagetto pompa	Jet-holder	Porte-gicleur	Dusenhalter	2	
•	31	23985	Rondella	Washer	Rondelle	Scheibe	2	
•	32	12034	Molla	Spring	Ressort	Feder	2	
•	33	12033	Vite regolazione miscela minimo	Adju. screw	Vis réglage	Regulierschraube	2	
•	34	12048	Vite	Screw	Vis	Schraube	2	
•	35	12046	Pipetta benzina	Fuel pipe union	Tuyau de raccord	Anschlussdeckel	2	
•	36	12045	Filtro benzina	Fuel filter	Filtre essence	Benzinfilter	2	
•	37	40584	Valvola aspirazione	Inlet valve	Soupape adm.	Ruckschlagventil	2	
•	38	32867	Perno	Pin	Pivot	Stift	2	
•	39	36500	Vaschetta	Chamber	Cuvette	Schwimmerkammer	2	

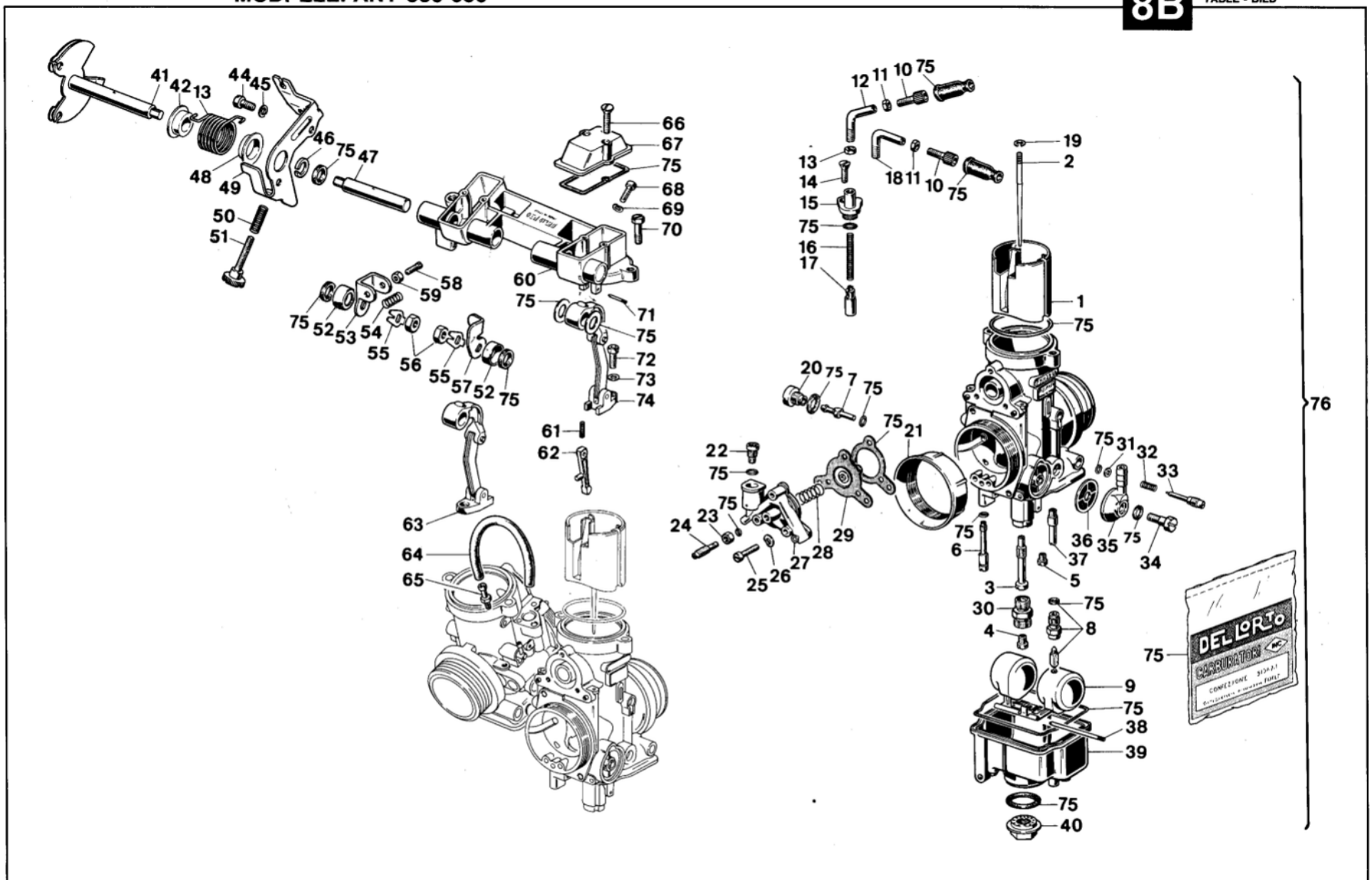
41
42
13
44
45
46
75
47
48
49
50
51
66
67
75
68
69
70
58
59
60
75
52
53
54
55
56
55
57
52
75
71
75
72
73
74
61
62
63
64
65
12
11
10
75
13
14
15
75
16
17
18
11
10
75
19
2
1
75
20
75
7
75
75
21
22
75
75
23
24
25
26
27
28
29
75
6
3
30
4
75
8
9
75
38
39
75
40
75
31
32
33
36
35
75
34
37
5
76
DELLORTO
CARBURATORI

Note Notes Notes Marke	Index No. Pos. N.	Code N. Nr. Code N. Cod Code Nr.	DENOMINAZIONE	NAME	DESIGNATION	BESHREIBUNG	Q.ty Q.tà Q.te M.ge	Validity Validità Validité Gultig
•	40	33211	Tappo	Plug	Bouchon	Verschluss	2	
•	41	51991	Alberino comando gas (carb. cili. vert.)	Throttle control shaft (Vert. carb.)	Arbre commande du gaz (carbur. Vert)	Gaszugsspindel (Vertikal Vergaser)	1	
•	42	51992	Bussola	Bushing	Douille	Buchse	1	
•	43	51993	Molla	Spring	Ressort	Feder	1	
•	44	51994	Vite	Screw	Vis	Schraube	2	
•	45	51995	Rondella elastica	Spring washer	Rondelle élastique	Federscheibe	2	
•	46	51996	Rondella elastica	Spring washer	Rondelle élastique	Federscheibe	1	
•	47	51990	Alberino comando gas (carb. cil. orizz.)	Throttle control shaft (Horiz. carbur.)	Arbre commande du gaz (carbur. Horiz.)	Gaszugsspindel (Horizontaler Vergaser)	1	
•	48	51997	Bussola	Bushing	Douille	Buchse	1	
•	49	51998	Supporto cavo gas	Holder	Support	Halter	1	
•	50	51999	Molla	Spring	Ressort	Feder	1	
•	51	52000	Vite reg. valvola gas	Screw	Vis	Schraube	1	
•	52	52001	Coperchio	Cover	Couvercle	Deckel	2	
•	53	52002	Leva accoppiamento (carb. cilind. vert.)	Coupling lever (Vert. carburetor)	Levier d' accouplement (carbur. Vert.)	Kupplungshebel (Vertikal Vergaser)	1	
•	54	52003	Molla	Spring	Ressort	Feder	1	
•	55	52004	Piastrina di fermo	Stop Plate	Plaque	Platte	2	
•	56	52005	Dado	Nut	Ecrou	Mutter	2	
•	57	52006	Leva accoppiamento (carb. cilin. orizz.)	Coupling lever (Horiz. carburetor)	Levier d'accouplement (carbutateur Hor.)	Kupplungshebel (Horizontaler Vergaser)	1	
•	58	52007	Vite	Screw	Vis	Schraube	1	
•	59	52008	Dado	Nut	Ecrou	Mutter	1	
•	60	52009	Coperchio camera miscela	Cover	Couvercle	Deckel	1	
•	61	40586	Molla	Spring	Ressort	Feder	2	
•	62	42955	Leva comando membrana	Diaphragm control lever	Levier de commande membrane	Membransteuerhebel	2	
•	63	52011	Leva comando valv. gas (carb. cil. ver.)	Throttle valve control lever (V. carb.)	Levier commande soupape du gaz (car. V.)	Steuerhebel des Gasventils (V. Vergaser)	1	
•	64	52012	Tubetto compensatore	Tube	Tuyau	Rohr	1	
•	65	52013	Raccordo	Union	Raccord	Anschluss	2	
•	66	52014	Vite	Screw	Vis	Schraube	4	
•	67	52015	Coperchio	Cover	Couvercle	Deckel	2	
•	68	32860	Vite	Screw	Vis	Schraube	2	
•	69	40590	Rondella elastica	Spring washer	Rondelle élastique	Federscheibe	2	
•	70	23981	Vite	Screw	Vis	Schraube	4	
•	71	52016	Perno	Pin	Pivot	Stift	2	
•	72	52017	Vite	Screw	Vis	Schraube	2	
•	73	52018	Rosetta elastica	Spring washer	Rondelle élastique	Federscheibe	2	
•	74	52010	Leva comando valv. gas (carb. cilind. orizz.)	Throttle valve control lever (Horiz. carburetor)	Levier commande soupape di gaz (carburateur Horiz.)	Steuerhebel des Gasventils (Horizontaler Vergaser)	1	
•	75	52019	Gruppo guarnizioni	Gasket set	Jeu de joints	Dichtung kit	1	
•	76	46109	Assieme carburatori desmodromici Dell'Orto PHF 36 DD	Caruretor assy	Carburateur compl.	Vergaser kpl.	1	
			* :D.m. 1N001505	* :D.m. 1N001505	* :D.m. 1N001505	* :D.m. 1N001505		

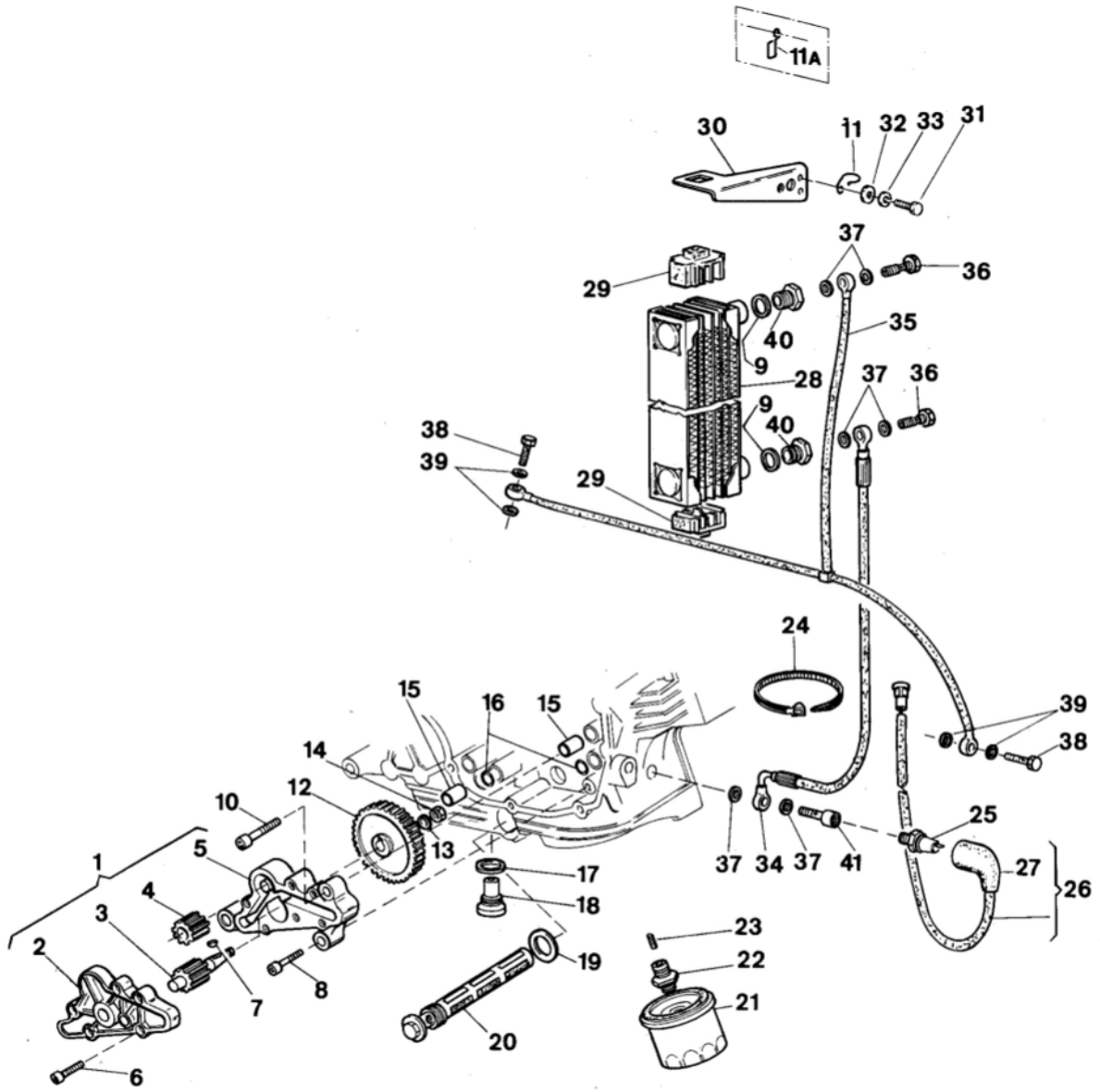
11A
30
11
32
33
31
37
36
29
35
40
9
28
37
36
9
40
38
39
29
24
39
38
15
16
15
14
12
10
13
25
5
1
17
37
34
37
41
27
26
4
18
3
23
2
19
22
7
8
21
20
6

FILTRI, POMPA OLIO, RADIATORE OLIO - FILTERS, OIL PUMP, OIL RADIATOR
FILTRES, POMPE À HUILE, RADIATEUR HUILLE - ÖLFILTER, PUMPE, OLKUHLER

TAVOLA DRAWING TABLE BILD **9**

Elefant 350-650

Note Notes Notes Marke	Index No. Pos. N.	Code N. Nr. Code N. Cod Code Nr.	DENOMINAZIONE	NAME	DESIGNATION	BESHREIBUNG	Q.ty Q.tà Q.te M.ge	Validity Validità Validité Gultig
**	1	0667.70.200	Pompa olio compl.	Oil pump assy	Pompe à huile compl.	Oelpumpe Kpl.	1	
**	2	0660.70.110	Coperchio pompa	Pump cover	Couvercle pompe	Pumpendeckel	1	
**	3	0905.70.220	Ingranaggio conduttore pompa Z=11	Driving gear	Engrenage conduct.	Zahnrad	1	
**	4	0660.70.065	Ingranaggio condotto pompa Z=11	Driven gear	Engrenage conduit	Zahnrad	1	
**	5	0667.70.250	Corpo pompa	Pump casing	Corps pompe	Pumpenkorper	1	
**	6	71502.1631	Vite TCEI M6x20	Screw	Vis	Schraube	6	
**	7	74121.0580	Linguetta americana 3x3,7	Woodruff key	Clé woodruff	Scheibenfeder	1	
**	8	0150.92.050	Vite TCEI M6x30	Screw	Vis	Schraube	1	
•	9	N15680	Rosetta di tenuta	Washer	Rondelle	Scheibe	2	
**	10	71502.2144	Vite TCEI M8x40	Screw	Vis	Schraube	2	
•	11	46427	Anello guida trasm. contagiri	Guide ring	Bague de guidage	Gleitring	1	F.m. 1N001504
•	11A	51226	Asola guida trasmissione contagiri	Revs. counter transmission slot guide	Boutonnière de guid. tran. du compte-to.	Fuhrungsose des drehzahlmessers	1	D.m. 1N001505
**	12	0667.70.060	Ingranaggio com. pompa Z=44 (in acciaio)	Pump gear	Engrenage pompe	Antriebsrad	1	
**	13	0224.02.085	Rosetta di sicurezza Φ8,2	Washer	Rondelle	Sicherungsblech	1	
**	14	0062.12.180	Dado esagonale M8x1x5	Hex. nut	Ecrou hex.	Mutter	1	
**	15	0759.49.280	Boccola di riferimento Φ10	Locat. dowel	Douille de réf.	Buchse	2	
**	16	93823.2037	Guarnizione GACO OR	GACO ring	Anneau GACO	O-Ring	2	
**	17	0250.70.180	Guarnizione Φi 22,5	Gasket	Joint	Dichtung	1	
**	18	0660.49.053	Tappo scarico olio con calamita	Oil drain. plug	Bouchon vidange huile	Stopfen	1	
**	19	2203.20.55A	Guarnizione Φi 24,5	Gasket	Joint	Dichtung	1	
**	20	0660.49.800	Filtro olio	Oil filter	Filtre à huile	Olfilter	1	
□	21	4115.20.01A	Cartuccia olio	Oil cartridge	Cartouche de l' huile	Olfilter	1	F.m.m. 3500767
		0905.49.960	Cartuccia olio	Oil cartridge	Cartouche de l' huile	Olfilter	1	D.m.m. 3500768
•		4115.20.01A	Cartuccia olio	Oil cartridge	Cartouche de l' huile	Olfilter	1	F.m.m. 6501503
		0905.49.960	Cartuccia olio	Oil cartridge	Cartouche de l' huile	Olfilter	1	D.m.m. 6501504
□	22	2178.20.42A	Nipplo	Nipple	Nipple	Nippel	1	F.m.m. 3500767
		0670.49.910	Nipplo	Nipple	Nipple	Nippel	1	D.m.m. 3500768
•		2178.20.42A	Nipplo	Nipple	Nipple	Nippel	1	F.m.m. 6501503
		0670.49.910	Nipplo	Nipple	Nipple	Nippel	1	D.m.m. 6501504
□	23	74223.0574	Spina avvolta Φ2,5x14	Pin	Goupille	Stift	1	
•		4184.05.29A	Spina avvolta Φ2,5x14	Pin	Goupille	Stift	1	
•	24	21811	Fascetta	Clamp	Collier	Schelle	1	

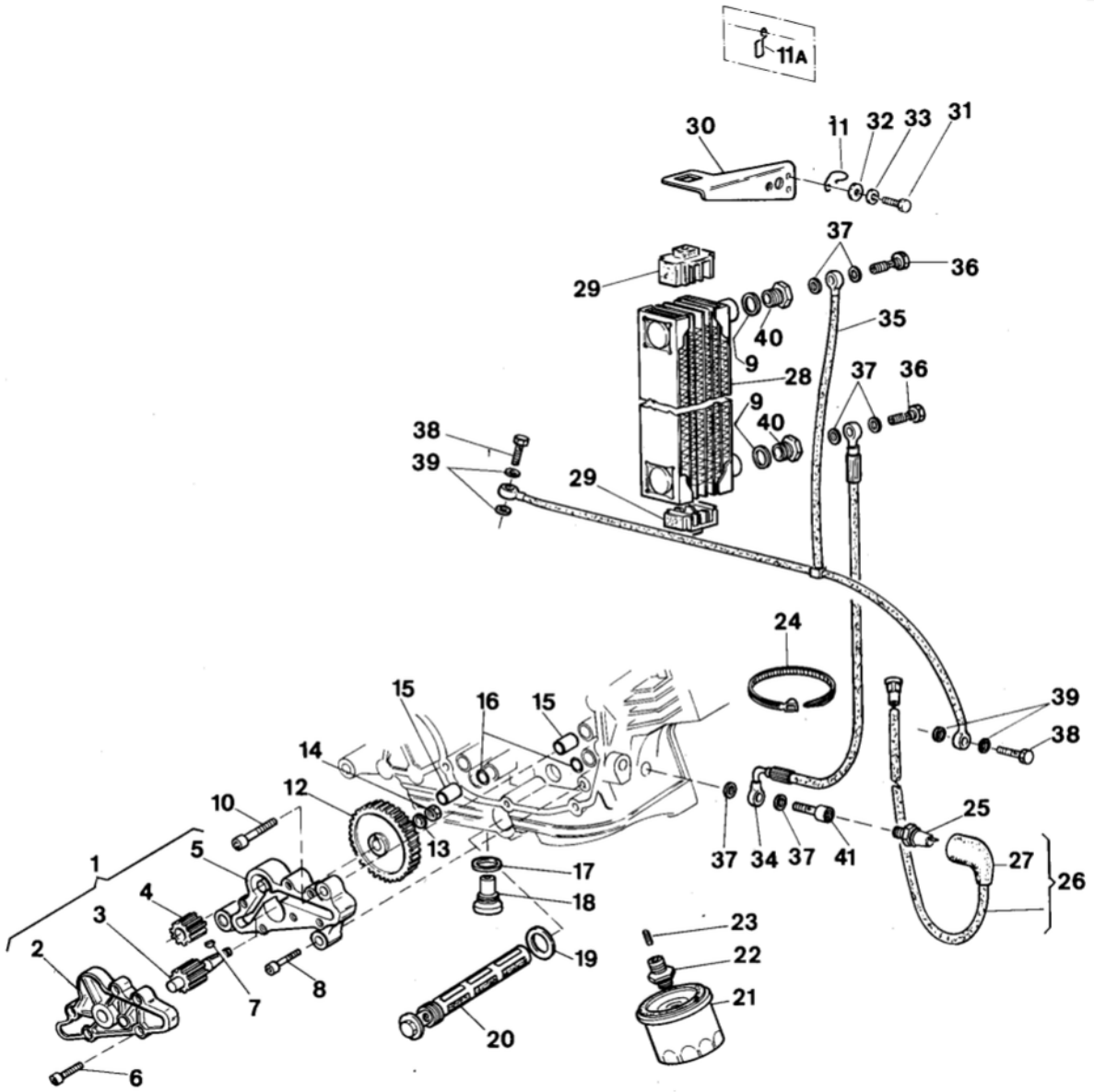
11A
30
11
32
33
31
37
36
29
35
40
9
28
37
36
9
40
38
39
29
24
39
38
15
16
15
14
12
10
13
25
1
5
17
37
34
37
41
27
26
4
18
3
23
2
19
22
8
7
21
20
6

Note Notes Notes Marke	Index No. Pos. N.	Code N. Nr. Code N. Cod Code Nr.	DENOMINAZIONE	NAME	DESIGNATION	BESHREIBUNG	Q.ty Q.tà Q.te M.ge	Validity Validità Validité Gultig
**	25	4606.200.2A	Pressostato	Thrust meter	Pressostat	Druckschalter	1	
**	26	43217	Cavo per bulbo pressione olio	Cable	Cable	Kabel	1	
**	27	42353	Cappuccio	Cap	Capouchon	Kappe	1	
•	28	45177	Radiatore olio	Oil radiator	Radiateur huile	Oelkuhler	1	
•	29	45179	Antivibrante	Damper bushing	Element antivibrant	Vibrierschatzelement	2	
•	30	45180	Piastrina	Plate	Plaque	Platte	1	
•	31	N1079-G22	Vite	Screw	Vis	Schraube	2	
•	32	N15504-G22	Rosetta piana	Flat washer	Rondelle	Scheibe	2	
•	33	N15536-G22	Rosetta elastica	Spring washer	Rondelle élastique	Federscheibe	2	
•	34	45181	Tubo mandata olio	Pipe	Tuyau	Verbindung	1	
•	35	45182	Tubo ritorno olio	Return pipe oil	Tuyau retour huile	Oelrucklaufrohr	1	
•	36	45183	Vite forata	Hole screw	Vis percée	Bohrungsscheibe	2	
•	37	21480	Rosetta di tenuta	Washer	Rondelle	Scheibe	6	
•	38	45193	Vite forata	Hole screw	Vis percée	Bohrungsscheibe	2	
•	39	45194	Rondella di tenuta	Seal washer	Rondelle d'étanchéité	Dichtungscheibe	4	
•	40	45178	Riduzione per raccordi	Reducer	Réducteur	Untersetzer	2	
•	41	45195	Vite forata	Hole screw	Vis percée	Bohrungsscheibe	1	

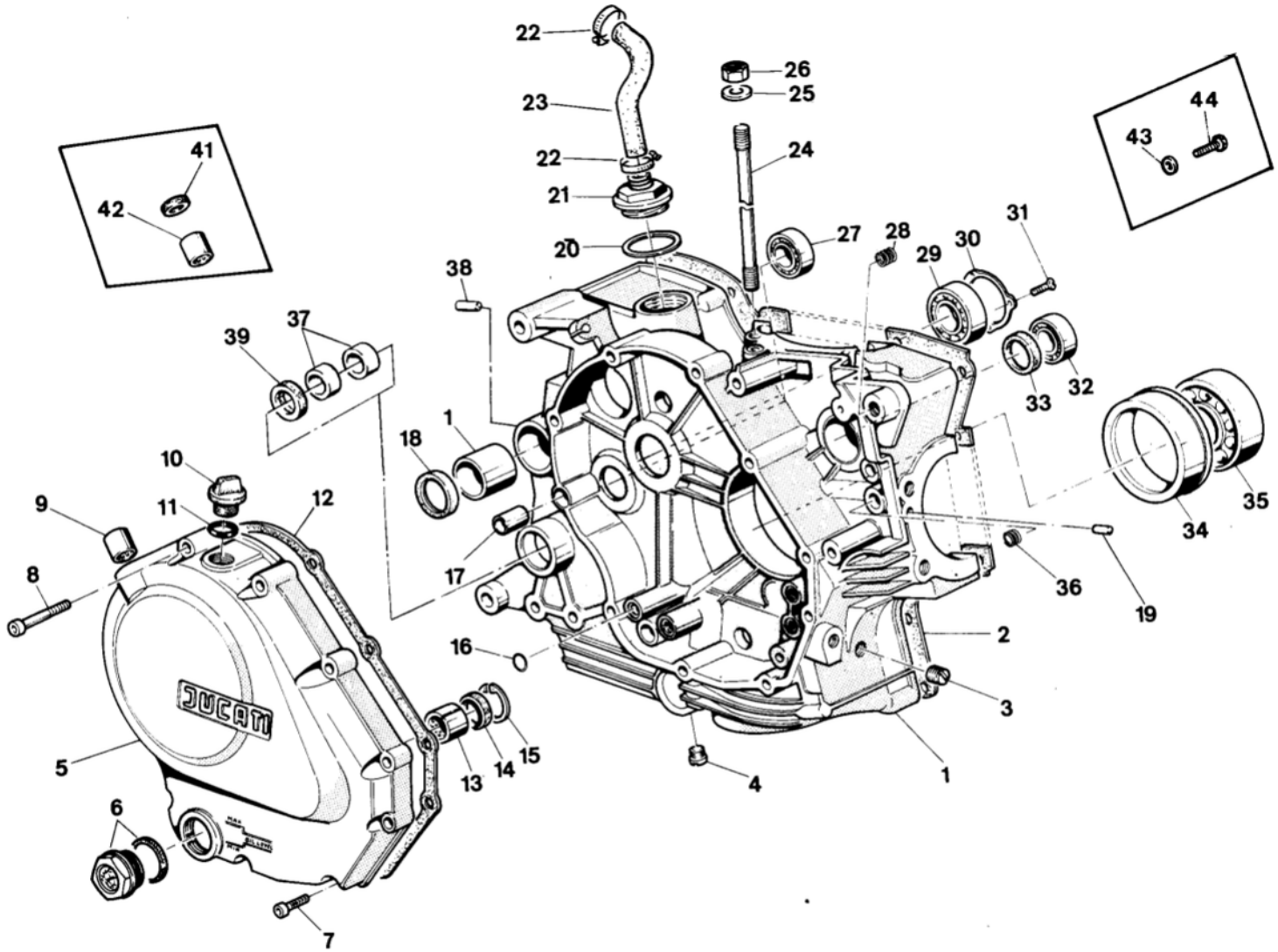
22
23
22
21
20
26
25
24
27
28
29
30
31
32
33
34
35
36
19
2
3
1
4
44
43
41
42
38
37
39
1
18
10
9
11
12
8
17
16
5
6
7
13
14
15
JUCAM

Note Notes Notes Marke	Index No. Pos. N.	Code N. Nr. Code N. Cod Code Nr.	DENOMINAZIONE	NAME	DESIGNATION	BESHREIBUNG	Q.ty Q.tà Q.te M.ge	Validity Validità Validité Gultig
□	1	0336.49.590	Coppia semicarter completi	Compl. half-crankcases	Demi-carters compl.	Gehausehalfte kpl.	1	F.m.m. 3501846
		0367.49.593	Coppia semicarter completi	Compl. half-crankcases	Demi-carters compl.	Gehausehalfte kpl.	1	D.m.m. 3501847
●		0367.49.593	Coppia semicarter completi	Compl. half-crankcases	Demi-carter compl.	Gehausehalfte kpl.	1	
**	2	0667.49.165	Guarnizione semicarter	Gasket	Joint	Dichtung	1	
**	3	0660.49.350	Tappo M10x1	Plug	Bouchon	Stopfen	1	
**	4	0660.49.355	Tappo M12x1	Plug	Bouchon	Stopfen	1	
□	5	0367.49.600	Coperchio lato frizione compl.	Clutch side cover	Couvercle coté embr.	Deckel	1	F.m.m. 3502043
		0360.49.600	Coperchio lato frizione compl.	Clutch side cover	Couvercle coté embr.	Deckel	1	D.m.m. 3502044
●		0360.49.600	Coperchio lato frizione compl.	Clutch side cover	Couvercle coté embr.	Deckel	1	
**	6	0660.49.183	Tappo ispezione livello olio	Oil insp. cap	Bouchon controle huile	Oelstopfen	1	
**	7	0400.49.055	Vite TCEI M6x25	Screw	Vis	Schraube	6	
□	8	0400.49.045	Vite TCEI M6x45	Screw	Vis	Schraube	4	
●		0400.49.050	Vite TCEI M6x50	Screw	Vis	Schraube	4	
□	9	76400.1214	Astuccio a rullini	Bearing case	Trousse à aiguilles	Rollertasche	1	F.m.m. 3501846
●		76400.1214	Astuccio a rullini	Bearing case	Trousse à aiguilles	Rollertasche	1	
**	10	0661.49.170	Tappo introduzione olio	Oil filling cap	Bouchon rempl. huile	Oeleinfullstopfen	1	
**	11	93823.2081	Guarnizione GACO OR	Gasket	Joint	Dichtung	1	
**	12	0367.49.130	Guarnizione coperchio frizione	Gasket	Joint	Dichtung	1	
**	13	0660.49.683	Boccola perno avviamento	Bushing starting pin	Douille pivot démarrage	Buchse anfahrenstift	1	
**	14	93784.2030	Anello di tenuta	Seal ring	Bague d'étanchéité	Dichtungsring	1	
**	15	73503.3075	Anello Seeger 30 I	Seeger ring	Anneau Seeger	Seegerring	1	
**	16	93823.2037	Guarnizione GACO OR	GACO ring	Anneau GACO	O-Ring	1	
**	17	0400.49.240	Boccola di riferimento ϕ10	Locat. dowel	Douille de réf.	Buchse	1	
**	18	9378.31.526	Anello di tenuta	Seal ring	Bague d'étanchéité	Dichtungsring	1	
●	19	76870.0868	Rullino per cilindro orizzontale	Roller	Rouleau	Rolle	1	
**	20	0660.49.920	Guarnizione cappellotto	Gasket	Joint	Dichtung	1	
**	21	0660.49.910	Cappellotto sfiato	Breather cap	Capuchon évent	Kappe	1	
**	22	22613	Fascetta	Clamp	Collier	Schelle	2	
**	23	44156	Tubo sfiato	Breather pipe	Tuyau évent	Entluftungsschlauch	1	
**	24	0660.49.270	Prigioniero fissaggio cil. testa	Stud	Goujon	Stehbolzen	4	
□	25	73270.4274	Rondella piana ϕ10,5	Washer	Rondelle	Unterlegscheibe	4	F.m.m. 3500953
●								F.m.m. 6501503
□	26	72465.1032	Dado esagonale M10x10	Nut	Ecrou	Mutter	4	F.m.m. 3500953
		0670.92.010	Dado flangiato M10x11	Flanged nut	Ecrou avec bride	Geflanschte Schraubenmutter	4	D.m.m. 3500954
●		72465.1023	Dado esagonale M10x10	Nut	Ecrou	Mutter	4	F.m.m. 6501503
		0670.92.010	Dado flangiato M10x11	Flanged nut	Ecrou avec bride	Geflanschte Schraubenmutter	4	D.m.m. 6501504
**	27	75120.1747	Cuscinetto ϕ17xϕ40x12 (albero secondario cambio)	Bearing	Roulement	Kugellager	1	
**	28	0660.49.260	Filetto riportato Helicoil M10x1,5	Inserted thread	Filetage appliq	Gewindeinsatz	1	
**	29	75120.2566	Cuscinetto ϕ25xϕ52x15 (albero primario cambio)	Bearing	Roulement	Kugellager	1	
□	30	0367.49.275	Piastrina di fermo	Stop Plate	Plaque	Platte	1	F.m.m. 3501846
●		0367.49.275	Piastrina di fermo	Stop Plate	Plaque	Platte	1	

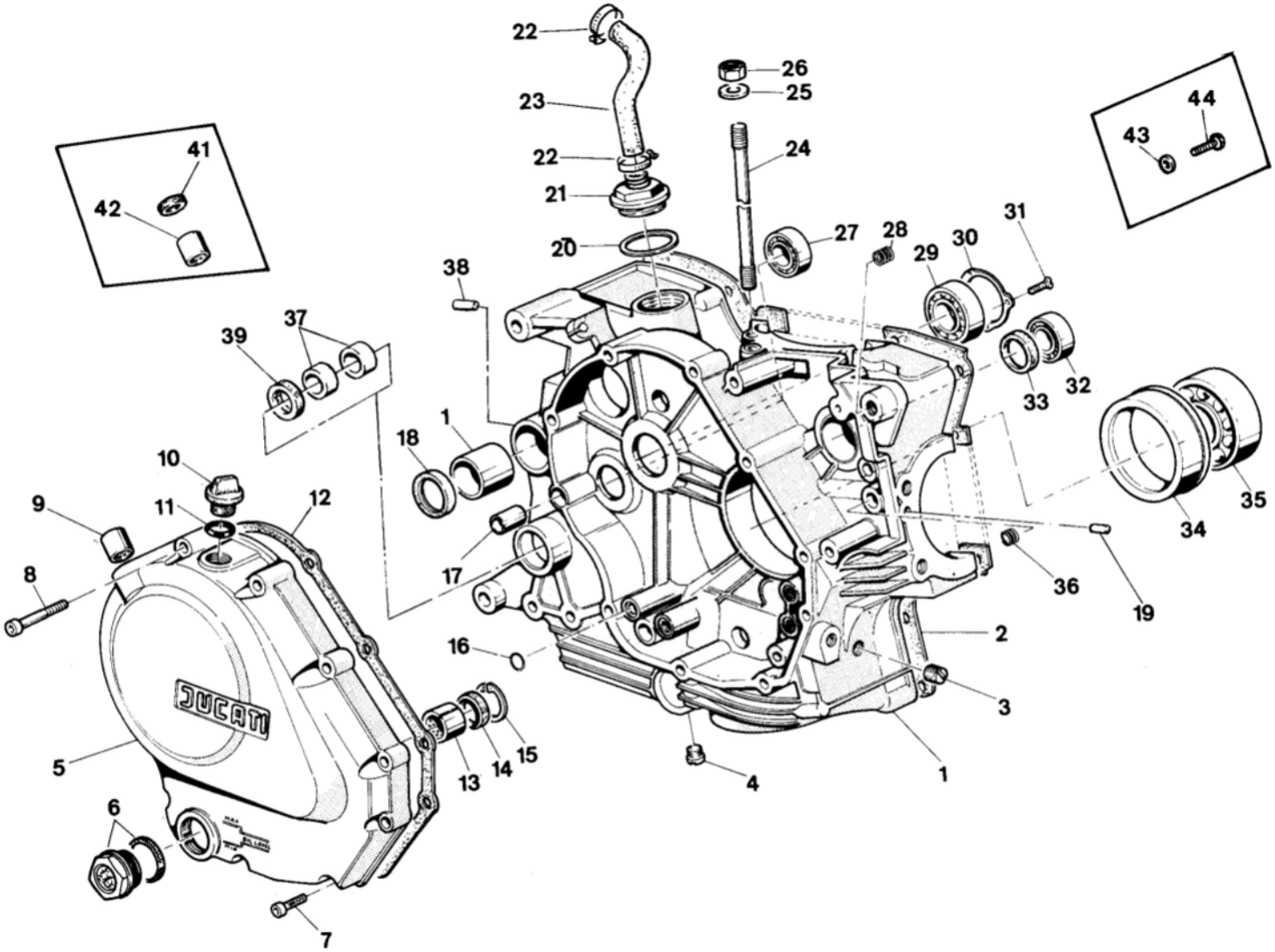
22
23
22
21
20
26
25
24
27
28
29
30
31
32
33
34
35
36
19
2
3
1
4
44
43
41
42
38
39
37
1
18
10
9
11
12
8
17
16
5
6
7
13
14
15
DUCATI

SEMICARTER LATO FRIZIONE - CRANKCASE CLUTCH SIDE
CARTER CÔTÉ EMBRAYAGE - MOTORGEHAUSE RECHTS

TAVOLA DRAWING TABLE BILD **10** **Elefant 350-650**

Note Notes Notes Marke	Index No. Pos. N.	Code N. Nr. Code N. Cod Code Nr.	DENOMINAZIONE	NAME	DESIGNATION	BESHREIBUNG	Q.ty Q.tà Q.te M.ge	Validity Validità Validité Gultig
□	31	72094.1616	Vite TSPEI M6x12	Screw	Vis	Schraube	2	F.m.m. 3501846
●		72094.1616	Vite TSPEI M6×12	Screw	Vis	Schraube	2	
**	32	75110.2154	Cuscinetto φ20xφ40x12 (albero rinvio distribuz.)	Bearing	Roulement	Kugellager	1	
**	33	93785.2035	Anello di tenuta	Seal ring	Bague d'étanchéité	Dichtungsring	1	
**	34	0667.49.305	Bussola porta cuscinetto	Bush	Douille	Buchse	1	
**	35	75143.3380	Cuscinetto φ35xφ80x21 (albero motore)	Bearing	Roulement	Kugellager	1	
**	36	0660.49.387	Filetto riportato Helicoil M8x1,25	Inserted thread	Filetage appliq.	Gewindeinsatz	4	
**	37	77499.3796	Boccola perno avviamento	Bushing starting pin	Douille pivot démarrage	Buchse Anfahrenstift	2	
**	38	4629.01.25A	Spina elastica	Spring pin	Douille élastique	Unterlagstift	1	
**	39	93770.1830	Anello di tenuta	Seal ring	Bague d'étanchéité	Dichtungsring	1	
●	40	76870.1303	Rullino per cilindro verticale	Roller	Rouleau	Rolle	1	
□	41	93783.1218	Anello di tenuta	Seal ring	Bague d'étanchéité	Dichtungsring	1	D.m.m. 3502044
□	42	76400.1212	Astuccio a rullini	Bearing case	Trousse à aiguilles	Rollertasche	1	D.m.m. 3502044
□	43	0755.49.310	Rosetta piana φ6,4	Flat washer	Rondelle	Scheibe	2	D.m.m. 3501847
□	44	4176.01.99A	Vite TE M6×12	Screw	Vis	Schraube	2	D.m.m. 3501847
			★ :Per Elefant 650 F.m.m. 6500993	★ :For Elefant 650 F.m.m. 6500993	★ :Pour Elefant 650 F.m.m. 6500993	★ :Fur Elefant 650 F.m.m. 6500993		

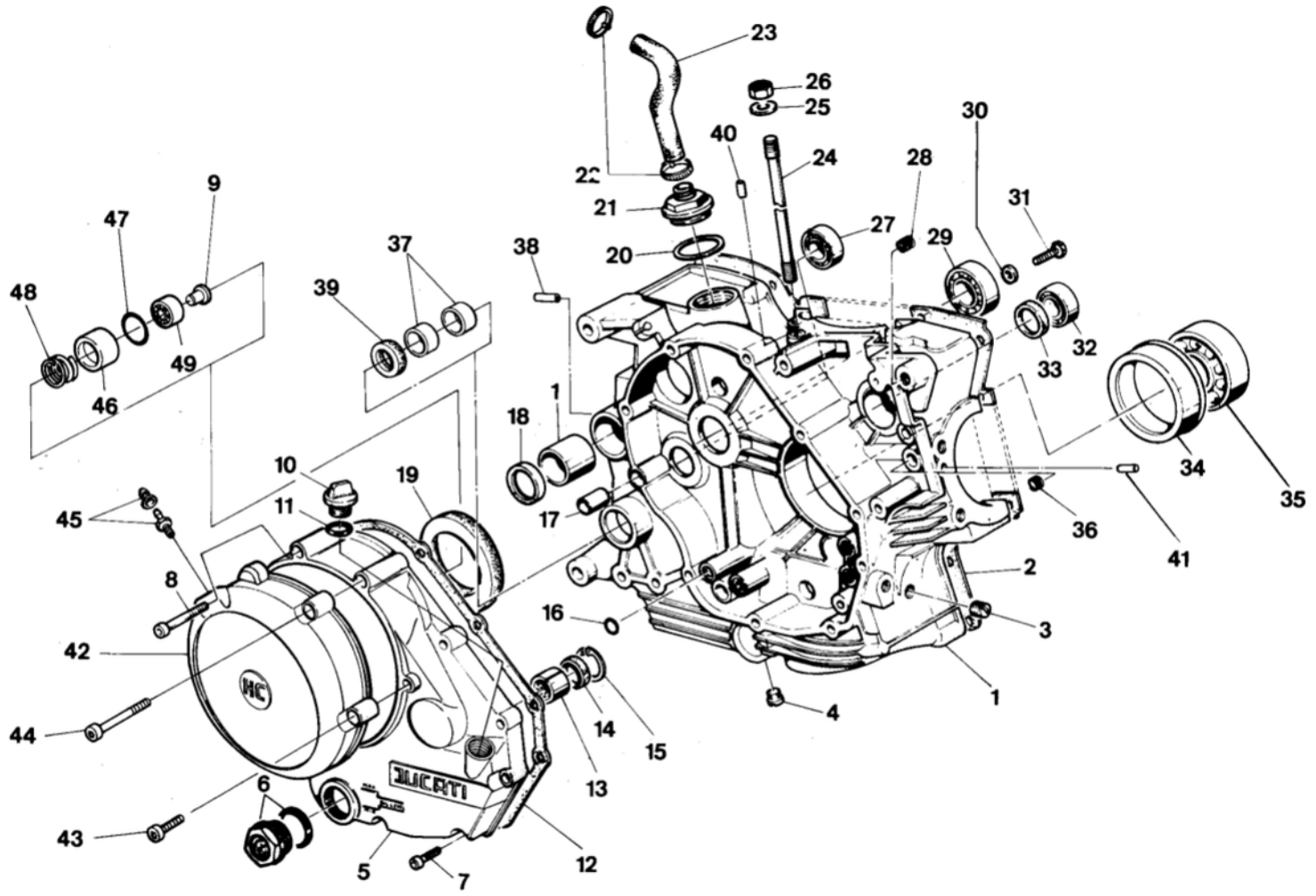
23
26
25
30
40
24
28
22
21
27
29
31
9
47
37
38
20
48
39
32
33
49
46
1
18
34
35
10
19
45
11
17
36
41
8
2
16
3
42
1
4
44
14
15
13
6
43
5
7
12

Note Notes Notes Marke	Index No. Pos. N.	Code N. Nr. Code N. Cod Code Nr.	DENOMINAZIONE	NAME	DESIGNATION	BESHREIBUNG	Q.ty Q.tà Q.te M.ge	Validity Validità Validité Gultig
•	1	0367.49.593	Coppia semicarter completi	Compl. half-crankcases	Demi-carters compl.	Gehausehalfte kpl.	1	
•	2	0667.49.165	Guarnizione semicarter	Gasket	Joint	Dichtung	1	
•	3	0660.49.350	Tappo M10x1	Plug	Bouchon	Stopfen	1	
•	4	0660.49.355	Tappo M12x1	Plug	Bouchon	Stopfen	1	
•	5	0665.49.603	Coperchio lato frizione compl.	Clutch side cover	Couvercle coté embr.	Deckel	1	
•	6	0660.49.183	Tappo ispezione livello olio	Oil insp. cap	Bouchon contrôle huile	Oilstopfen	1	
•	7	0150.92.050	Vite TCEI M6x30	Screw	Vis	Schraube	6	
•	8	71502.1664	Vite TCEI M6x65	Screw	Vis	Schraube	2	
•	9	0665.16.730	Perno-Piattello per pistoncino	Piston washer	Godet pour piston	Kolbenteller	1	
•	10	0661.49.170	Tappo introduzione olio	Oil filling cap	Bouchon rempl. cap	Oeleinfullstopfen	1	
•	11	93823.2082	Guarnizione GACO OR	Gasket	Joint	Dichtung	1	
•	12	0367.49.130	Guarnizione coperchio frizione	Gasket	Joint	Dichtung	1	
•	13	0665.49.680	Boccola perno avviamento	Bushing starting pin	Douille pivot démarrage	Buchse anfahrenstift	1	
•	14	93784.2030	Anello di tenuta	Seal ring	Bague d'étanchéité	Dichtungsring	1	
•	15	73503.3075	Anello Seeger 30 I	Seeger ring	Anneau Seeger	Seegerring	1	
•	16	93823.2037	Guarnizione GACO-OR	GACO ring	Anneau GACO	O-ring	1	
•	17	0400.49.240	Boccola di riferimento Φ 10	Locat. dowel	Douille de réf.	Buchse	1	
•	18	9378.31.526	Anello di tenuta	Seal ring	Bague d'étanchéité	Dichtungsring	1	
•	19	4634.04.77A	Anello di tenuta	Seal ring	Bague d'étanchéité	Dichtungsring	1	
•	20	0660.49.920	Guarnizione cappellotto	Gasket	Joint	Dichtung	1	
•	21	0660.49.910	Cappellotto sfiato	Breather cap	Capuchon évent	Kappe	1	
•	22	22613	Fascetta	Clamp	Collier	Schelle	2	
•	23	44156	Tubo sfiato	Breather pipe	Tuyau évent	Entiuftungsschlauch	1	
•	24	0660.49.270	Prigioniero fissaggio cil-testa	Stud	Goujon	Stehbolzen	4	
•	25	73270.4274	Rondella piana Φ 10,5	Washer	Rondelle	Unterlegscheibe	4	F.m.m. 6501503
•	26	72465.1032	Dado esagonale M10x10	Nut	Ecrou	Mutter	4	F.m.m. 6501503
	⇒	0670.92.010	Dado flangiato M10x11	Flanged nut	Ecrou avec bride	Geflanschte Schraubenmutter	4	D.m.m. 6501504
•	27	75120.1747	Cuscinetto Φ 17xΦ 40x12 (albero secondario cambio)	Bearing	Roulement	Kugellager	1	
•	28	0660.49.260	Filetto riportato Helicoil M10x1,5	Inserted thread	Filetage appliq	Gewindeinsatz	1	
•	29	75120.2566	Cuscinetto Φ 25xΦ 52x15 (albero primario cambio)	Bearing	Roulement	Kugellager	1	
•	30	0755.49.310	Rosetta piana Φ6,4	Flat washer Φ6,4	Rondelle Φ6,4	Scheibe Φ6,4	2	
•	31	4176.01.99A	Vite TE M6x12	Screw	Vis	Schraube	2	
•	32	75110.2054	Cuscinetto Φ 20xΦ 40x12 (albero rinvio distribuz.)	Bearing	Roulement	Kugellager	1	
•	33	93785.2035	Anello di tenuta	Seal ring	Bague détanchéité	Dichtungsring	1	
•	34	0667.49.305	Bussola porta cuscinetto	Bush	Douille	Buchse	1	
•	35	75143.3380	Cuscinetto Φ 5xΦ 0x21 (albero motore)	Bearing	Roulement	Kugellager	1	
•	36	0660.49.387	Filetto riportato Helicoil M8x1,25	Inserted thread	Filetage appliq.	Gewindeinsatz	4	
•	37	77499.3796	Boccola perno avviamento	Bushing starting pin	Douille pivot démarrage	Buchse Anfahrenstift	2	
•	38	4629.01.25A	Spina elastica	Spring pin	Douille élastiqué	Unterlagstift	1	

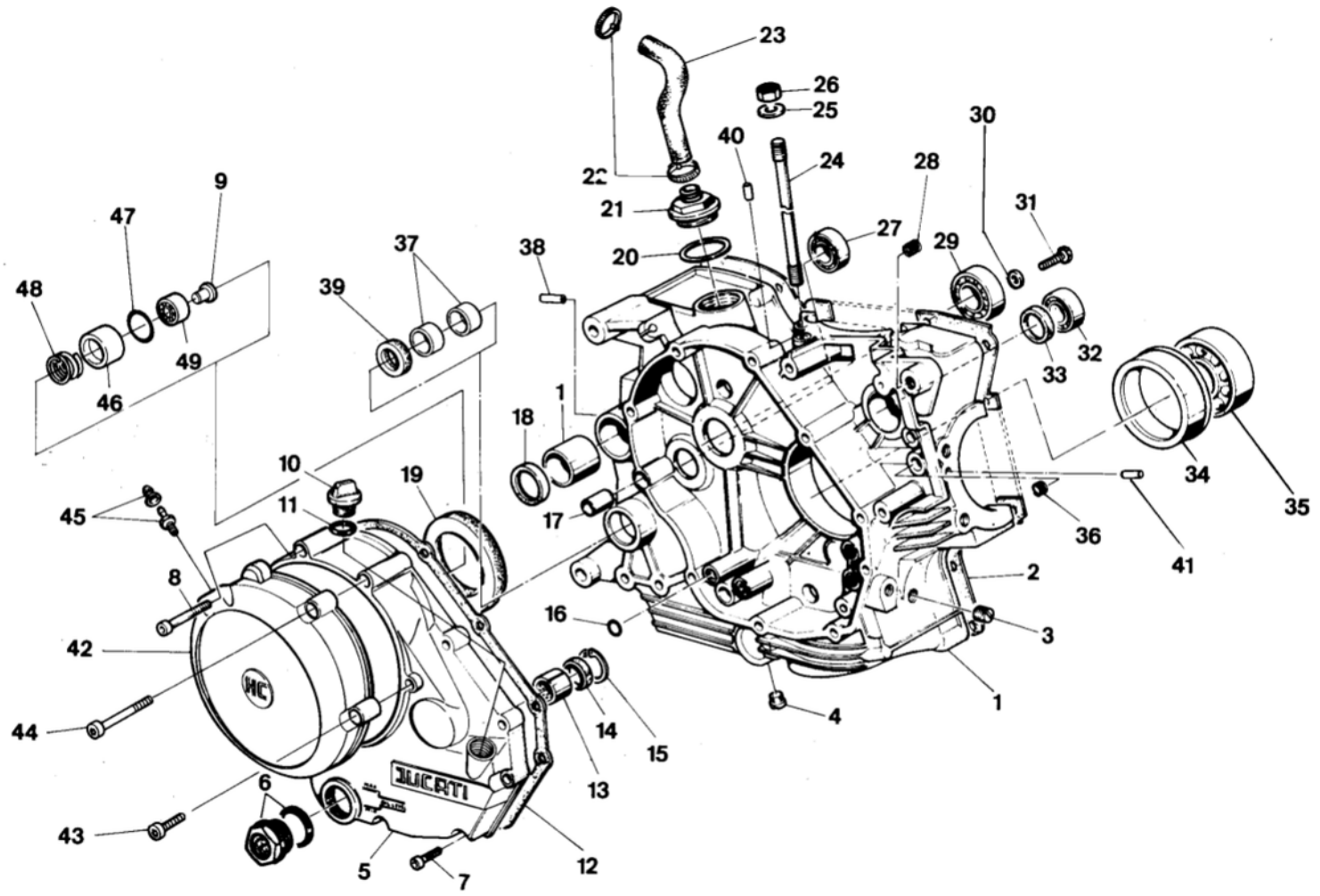
23
26
25
30
40
24
28
22
21
31
27
29
9
47
37
38
20
48
39
32
33
49
46
1
18
34
35
10
19
45
11
17
36
41
8
2
16
3
42
4
1
44
14
15
13
6
43
5
7
12
DUCATI

Note Notes Notes Marke	Index No. Pos. N.	Code N. Nr. Code N. Cod Code Nr.	DENOMINAZIONE	NAME	DESIGNATION	BESHREIBUNG	Q.ty Q.tà Q.te M.ge	Validity Validità Validité Gultig
•	39	93770.1830	Anello di tenuta	Seal ring	Bague d'étanchéité	Dichtungsring	1	
•	40	76870.1303	Rullino per cilindro verticale	Roller	Rouleau	Roll	1	
•	41	76870.0868	Rullino per cilindro orizzontale	Roller	Rouleau	Roll	1	
•	42	0665.49.610	Coperchio comando frizione	Clutch control cap	Couvercle commande embrayage	Deckel Kupplungspedal	1	
•	43	0400.49.055	Vite TCEI M6x25	Screw	Vis	Schraube	2	
•	44	4176.07.59A	Vite TCEI M6x70	Screw	Vis	Schraube	2	
•	45	0665.16.450	Gruppo spurgo	Drain unit	Ensemble curage	Ablassungsoffnung	1	
•	46	0665.16.460	Pistoncino	Piston	Piston	Kolben	1	
•	47	0661.16.470	Anello «OR»	«O» Ring	Joint «OR»	«O» Ring	1	
•	48	0665.16.440	Molla per pistoncino	Piston spring	Ressort pour piston	Kolbenfeder	1	
•	49	75171.0827	Cuscinetto Φ 8xΦ 22x11	Bearing	Roulement	Kugellager	1	
			* D.m.m. 6500994	* D.m.m. 6500994	* D.m.m. 6500994	* D.m.m. 6500994		

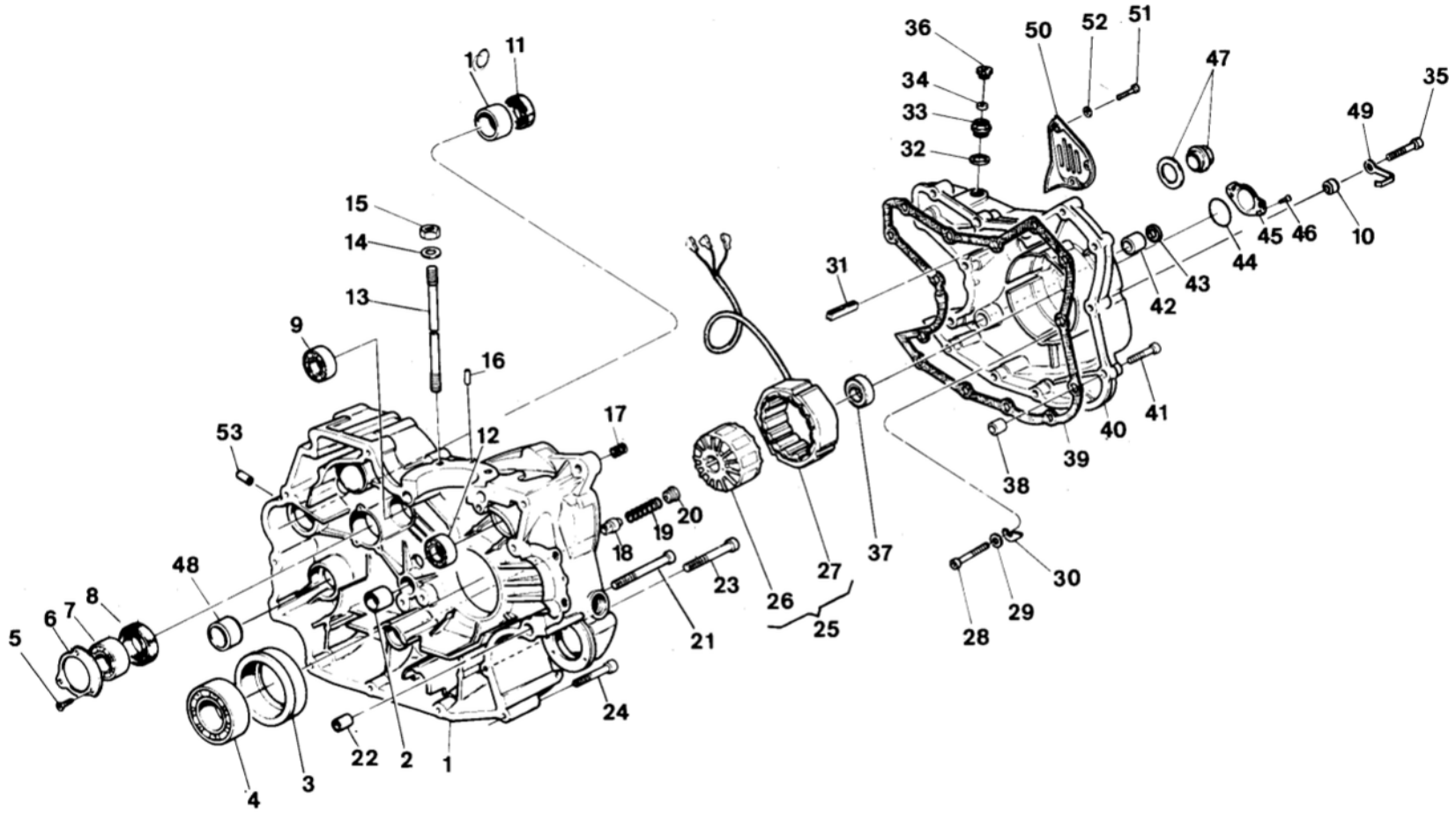
36
50
52
51
47
35
34
33
32
49
10
11
15
14
13
9
16
31
45
46
10
44
43
42
41
40
39
38
17
53
12
20
19
18
23
21
24
22
2
1
3
4
48
8
7
6
5
27
37
26
25
30
29
28

Note Notes Notes Marke	Index No. Pos. N.	Code N. Nr. Code N. Cod Code Nr.	DENOMINAZIONE	NAME	DESIGNATION	BESHREIBUNG	Q.ty Q.tà Q.te M.ge	Validity Validità Validité Gultig
□	1	0336.49.590	Coppia semicarter completi	Compl. half-crankcases	Demi-carters compl.	Gehausehalfte kpl.	1	F.m.m. 3501846
		0367.49.593	Coppia semicarter completi	Compl. half-crankcases	Demi-carters compl.	Gehausehalfte kpl.	1	D.m.m. 3501847
●		0367.49.593	Coppia semicarter completi	Compl. half-crankcases	Demi-carters compl.	Gehausehalfte kpl.	1	
**	2	77499.3421	Boccola per perno cambio	Bush	Douille	Buchse	1	
**	3	0660.49.240	Bussola porta cuscinetto	Bush	Douille	Buchse	1	
**	4	75142.3380	Cuscinetto Φ35xΦ72x17 (albero motore)	Bearing	Roulement	Kugellager	1	
**	5	72094.1616	Vite TSPEI M6x12	Screw	Vis	Schraube	2	
**	6	0367.49.275	Piastrina di fermo	Stop Plate	Plaque	Platte	1	
**	7	75120.2566	Cuscinetto Φ25xΦ52x15 (albero secondario cambio)	Bearing	Roulement	Kugellager	1	
**	8	0660.49.268	Anello di tenuta	Seal ring	Bague d'étanchéité	Dichtungsring	1	
□	9	75105.2054	Cuscinetto Φ20xΦ42x12 (albero primario cambio)	Bearing	Roulement	Kugellager	1	
●		75112.2054	Cuscinetto Φ20xΦ42x12 (albero primario cambio)	Bearing	Roulement	Kugellager	1	
□	10	33115	Distanziale	Spacer	Entretoise	Distanzstuck	1	D.m. 5N000751
●								D.m. 1N001347
**	11	9378.31.526	Anello di tenuta	Seal ring	Bague d'étanchéité	Dichtungsring	1	
**	12	75110.2054	Cuscinetto Φ20xΦ42x12 (albero rinvio distribuz.)	Bearing	Roulement	Kugellager	1	
**	13	0660.49.270	Prigioniero fissaggio cil. testa	Stud	Goujon	Stehbolzen	4	
□	14	73270.4274	Rondella piana Φ10,5	Washer	Rondelle	Unterlegscheibe	4	F.m.m. 3500953
●								F.m.m. 6501503
□	15	72465.1032	Dado esagonale M10x10	Nut	Ecrou	Mutter	4	F.m.m. 3500953
		0670.92.010	Dado flangiato M10x11	Flanged nut	Ecrou avec bride	Geflanschte Schraubenmutter	4	D.m.m. 3500954
●		72465.1032	Dado esagonale M10x10	Nut	Ecrou	Mutter	4	F.m.m. 6501503
		0670.92.010	Dado flangiato M10x11	Flanged nut	Ecrou avec bride	Geflanschte Schraubenmutter	4	D.m.m. 6501504
**	16	0011.52.010	Grano di centraggio Φ5	Dowel	Téton	Passtift	2	
**	17	0660.49.260	Filetto riportato Helicoil M10x1,5	Inserted thread	Filetage appliq	Gewindeinsatz	1	
**	18	0660.49.020	Valvola by-pass	By-pass valve	Soupape by-pass	By-pass Ventil	1	
**	19	0619.49.178	Molla by-pass	By-pass spring	Ressort by-pass	By-pass Feder	1	
**	20	0660.49.010	Tappo by-pass	By-pass plug	Bouchon by-pass	Stopfen By-pass	1	
**	21	71502.2158	Vite TCEI M8x80	Screw	Vis	Schraube	5	
		4176.08.29A	Vite TCEI M8x90	Screw	Vis	Schraube	1	
		71502.21.56	Vite TCEI M8x70	Screw	Vis	Schraube	1	
**	22	0660.49.320	Boccola di riferimento Φ12	Locat. structure	Douille de réf.	Buchse	3	
**	23	0400.49.050	Vite TCEI M6x50	Screw	Vis	Schraube	1	
**	24	0400.29.110	Vite TCEI M6x35	Screw	Vis	Schraube	5	
**	25	0805.46.408	Alternatore 12V-300W «DUCATI»	Alternator	Alternateur	Lichtmaschine	1	
		0805.46.405	Alternatore 12 V-300 W «SAPRISA»	Alternator	Alternateur	Lichtmaschine	1	
**	26	0805.46.450	Rotore	Rotor	Rotor	Rotor	1	
**	27	0805.46.413	Statore	Stator	Stator	Lima-Stator	1	
**	28	0400.49.045	Vite TCEI M6x45	Screw	Vis	Schraube	2	

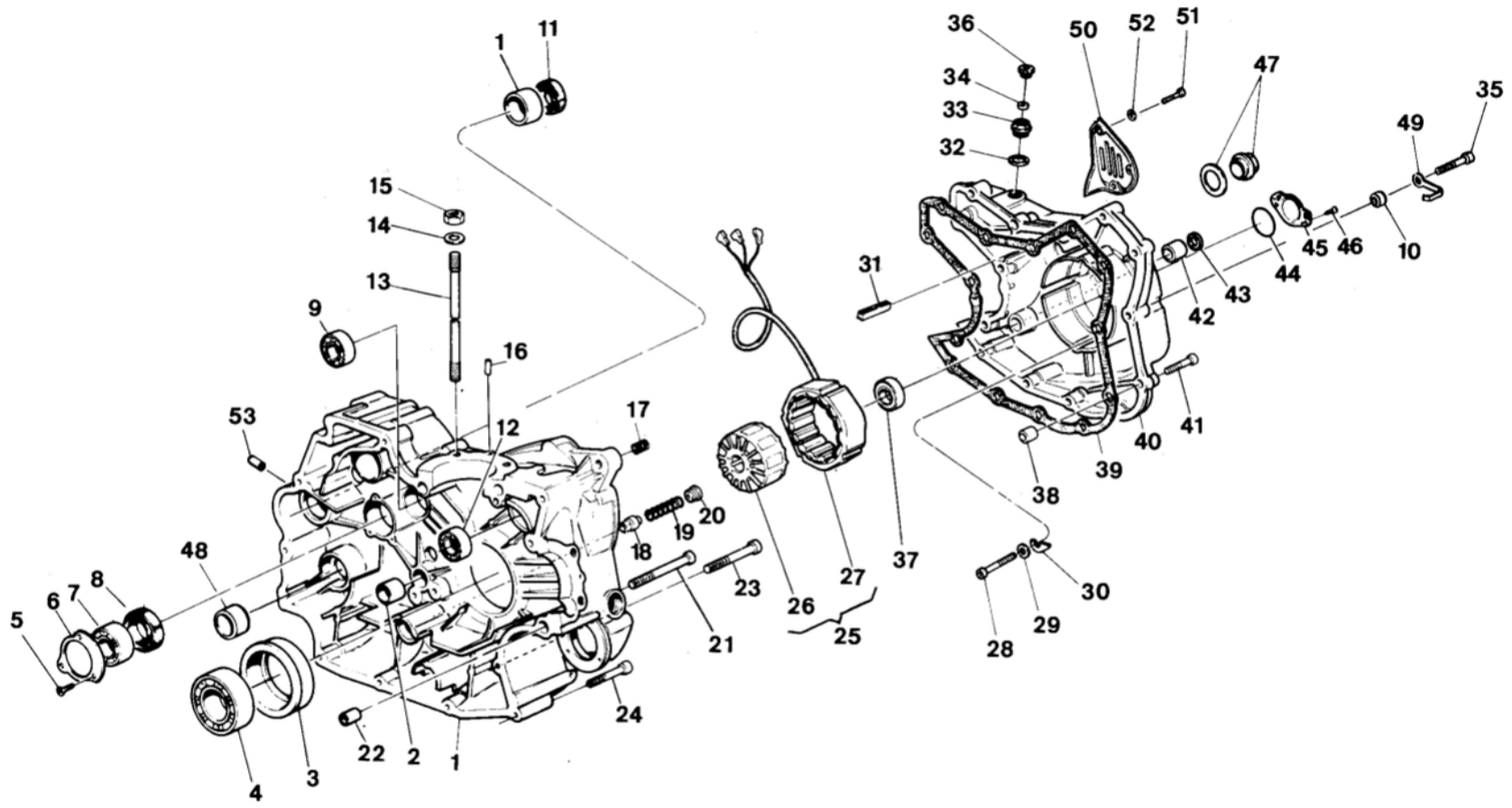
1
11
36
50
52
51
47
35
34
33
32
49
15
14
13
9
16
31
45
46
10
44
43
42
53
12
17
41
40
39
38
20
19
18
48
8
7
6
5
23
27
37
30
26
25
21
29
28
24
22
2
1
3
4

SEMICARTER LATO CATENA E ALTERNATORE - CRANKCASE CHAIN SIDE AND ALTERNATOR
CARTER CÔTÉ CHAÎNE ET ALTERNATEUR - MOTORGEHAUSE LINKS UND LICHTMASCHINE

TAVOLA DRAWING TABLE BILD **11**

Elefant 350-650

Note Notes Notes Marke	Index No. Pos. N.	Code N. Nr. Code N. Cod Code Nr.	DENOMINAZIONE	NAME	DESIGNATION	BESHREIBUNG	Q.ty Q.tà Q.te M.ge	Validity Validità Validité Gultig
**	29	0400.13.030	Rondella ondulata Φ6,4	Washer	Rondelle	Scheibe	2	
**	30	0660.46.410	Lamierino ferma-statore	Plate	Plaque	Platte	2	
**	31	0660.49.520	Gommino passacavo	Rubber	Caoutchouc	Gummistuck	1	
**	32	0250.70.180	Guarnizione	Gasket	Joint	Dichtung	1	
**	33	0905.46.050	Ghiera passacavo	Ring nut	Collier	Ring	1	
**	34	0400.46.030	Gommino passacavo	Rubber	Caoutchouc	Gummistuck	1	
□	35	N2512-G19	Vite TCEI M6x35	Screw	Vis	Schraube	1	D.m. 5N000751
●								D.m. 1N001347
**	36	0905.46.040	Tappo per ghiera passacavo	Cap	Bouchon	Stopfen	1	
**	37	75110.1747	Cuscinetto Φ17xΦ35x10	Bearing	Roulement	Kugellager	1	
**	38	0400.49.240	Boccola di riferimento Φ10	Locat. dowel	Douille de réf.	Buchse	2	
**	39	0660.49.135	Guarnizione coperchio catena	Gasket	Joint	Dichtung	1	
**	40	0367.49.500	Coperchio lato catena completo	Chain side cover	Couvercle coté chaine	Kettendeckel. kpl.	1	
**	41	0150.92.050	Vite TCEI M6x30	Screw	Vis	Schraube	2	
		0400.49.055	Vite TCEI M6x25	Screw	Vis	Schraube	11	
**	42	77499.3421	Boccola per perno cambio	Bush	Douille	Buchse	1	
**	43	9377.11.524	Anello di tenuta	Seal ring	Bague d'étanchéité	Dichtungsring	1	
**	44	93823.2131	Guarnizione GACO OR	GACO ring	Anneau GACO	O-Ring	1	
**	45	0367.49.030	Coperchietto	Cover	Couvercle	Deckel	1	
**	46	0400.49.030	Vite TSC M6x14	Screw	Vis	Schraube	2	
**	47	0660.49.183	Tappo ispezione accensione	Ignition insp. cap	Bouchon controle allumage	Zundkontrollendeckel	1	
**	48	7749.93.796	Boccola perno avviamento	Bushing starting pin	Douille pivot démarrage	Buchse anfahrenstift	1	
□	49	43292	Piastrina ritegno cavi	Plate	Plaque	Platte	1	D.m. 5N000751
●								D.m. 1N001347
**	50	42847	Coperchio catena	Chain cover	Couvercle chaine	Kettendeckel	1	
**	51	N7335-G23	Vite	Screw	Vis	Schraube	3	
**	52	N15504-G23	Rosetta piana	Flat washer	Rondelle	Scheibe	3	
**	53	4629.01.25A	Spina boccola forcellone	Spring pin	Douille élasique	Unterlagstift	2	

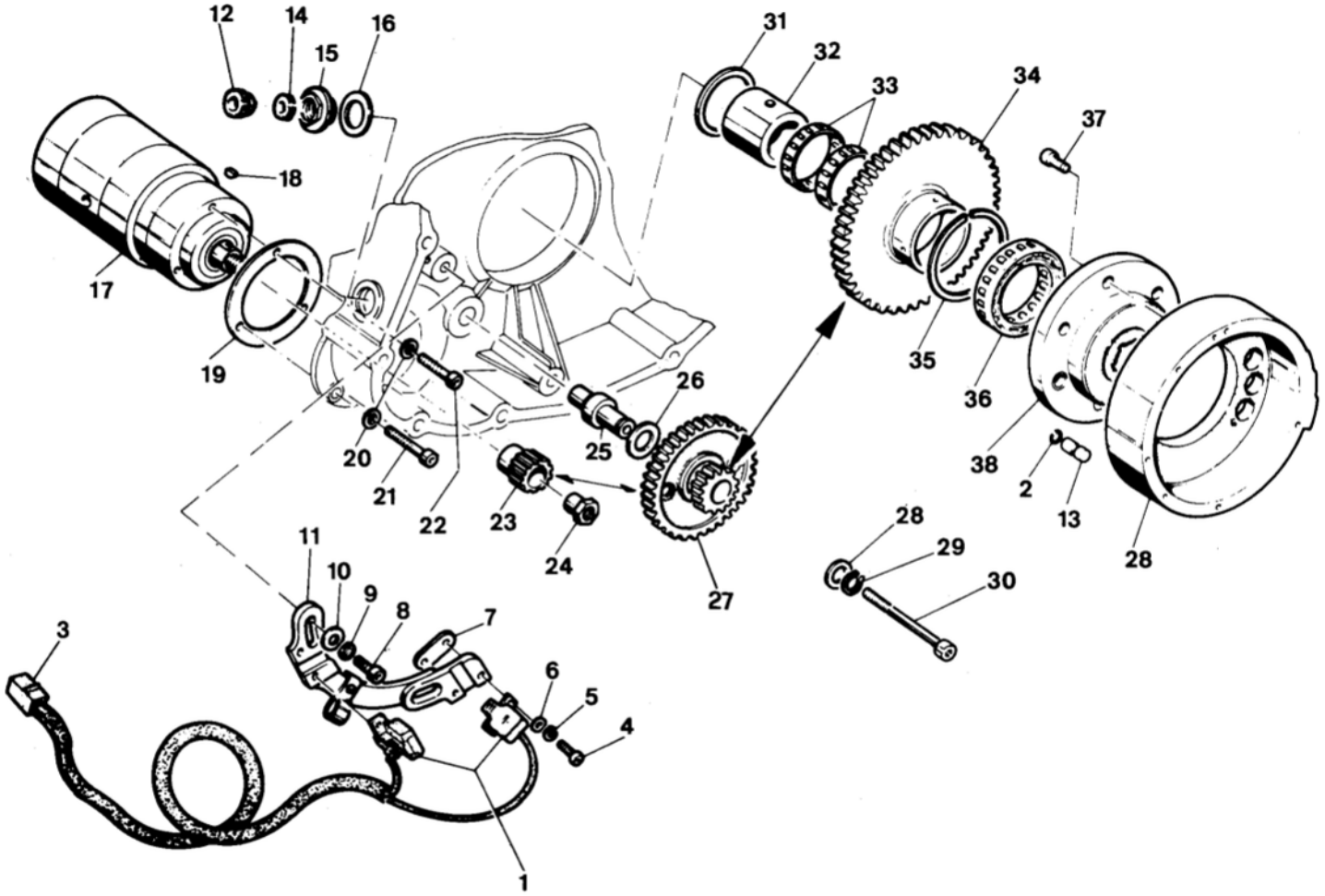
12
14
15
16
31
32
33
34
37
18
17
19
35
36
38
2
13
28
26
25
20
21
22
23
24
27
28
29
30
11
10
9
8
7
3
6
5
4
1

Note Notes Notes Marke	Index No. Pos. N.	Code N. Nr. Code N. Cod Code Nr.	DENOMINAZIONE	NAME	DESIGNATION	BESHREIBUNG	Q.ty Q.tà Q.te M.ge	Validity Validità Validité Gultig
**	1	0660.46.260	Pick-up con cavi	Pick-up with cables	Pick-up avec cables	Pick-up mit Kabel	1	
**	2	0647.29.040	Anellino di fermo	Stop ring	Bague d'arret	Stopring	1	
**	3	0660.46.670	Connettore maschio	Male connector	Connecteur, male	Verbindungszapfen	1	
**	4	71502.1306	Vite TCEI M5x14	Screw	Vis	Schraube	4	
**	5	73463.0552	Rondella elastica Φ5,3	Lock washer	Rondelle élast.	Scheibe	4	
**	6	0011.02.030	Rondella piana Φ5,3	Washer	Rondelle	Scheibe	4	
**	7	0660.46.605	Piastrina	Plate	Plaque	Platte	2	
**	8	71502.1631	Vite TCEI M6x20	Screw	Vis	Schraube	2	
**	9	73454.0624	Rondella dentellata Φ6,4	Washer	Rondelle	Scheibe	2	
**	10	0755.49.310	Rondella piana Φ6,4	Washer	Rondelle	Scheibe	2	
**	11	0660.46.005	Piastra supporto pick-up	Plate	Plaque	Platte	1	
**	12	0905.46.040	Tappo per ghiera passacavo	Cap	Bouchon	Stopfen	1	
**	13	0647.29.045	Perno di riferimento	Locat. pin	Pivot de rép.	Stift	1	
**	14	0400.46.030	Gommino passacavo	Rubber	Caoutchouc	Gummistuck	1	
**	15	0905.46.050	Ghiera passacavo	Ring nut	Collier	Ring	1	
**	16	0250.70.180	Guarnizione	Gasket	Joint	Dichtung	1	
**	17	0670.50.800	Motorino di avviamento compl. (comprendente 18-23-24)	El. start motor assy (18-23-24 included)	Moteur démarr. élec. compl. (compris 18-23-24)	Elekt. Anlasser kpl. (mit 18-23-24)	1	
**	18	74172.0676	Linguetta americana 3x3,7	Woodruff key	Clé woodruff	Scheibenfeder	1	
**	19	0670.50.035	Guarnizione motorino	Gasket	Joint	Dichtung	1	
**	20	0440.13.030	Rondella ondulata Φ6,4	Washer	Rondelle	Scheibe	3	
**	21	0400.49.055	Vite TCEI M6x25	Screw	Vis	Schraube	1	
**	22	71502.1632	Vite TCEI M6x22	Screw	Vis	Schraube	2	
**	23	0660.50.010	Pignone motorino avviamento	Sprocket	Pignon	Ritzel	1	
**	24	0660.50.015	Dado fissaggio	Fix. nut	Ecrou	Mutter	1	
**	25	0660.50.020	Perno ingranaggio intermedio	Gear pin	Pivot engrenage	Zahnradstift	1	
**	26	0072.40.050	Rondella Φ14,2xΦ28x1	Washer	Rondelle	Scheibe	1	
**	27	0670.50.050	Ingranaggio intermedio	Gear assy.	Groupe engrenage	Zahnradstz	1	

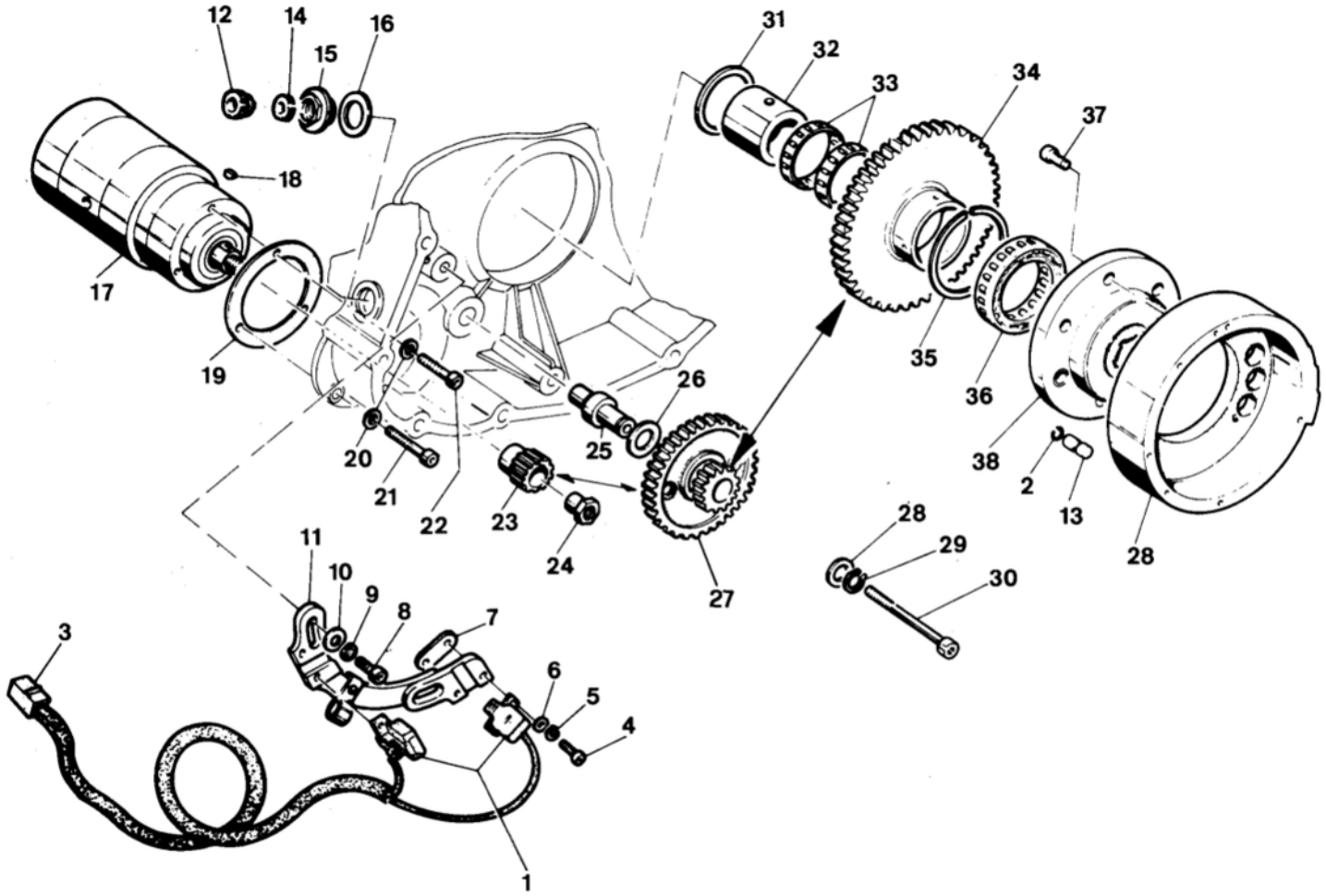
12
14
16
15
31
32
33
34
37
18
17
19
35
36
26
25
38
2
13
20
21
22
23
24
27
28
29
30
28
11
10
9
8
7
3
6
5
4
1

Note Notes Notes Marke	Index No. Pos. N.	Code N. Nr. Code N. Cod Code Nr.	DENOMINAZIONE	NAME	DESIGNATION	BESHREIBUNG	Q.ty Q.tà Q.te M.ge	Validity Validità Validité Gultig
**	28	0660.46.470	Volano per accensione elettronica	Electronic ignition flywheel	Volant allumage électronique	Schwungrad	1	
**	29	73500.1440	Anello seeger 14E	Seeger ring	Anneau Seeger	Seegerring	1	
**	30	0480.49.055	Vite TCEI M6x60	Screw	Vis	Schraube	1	
**	31	0619.50.065	Rondella Φ35,5xΦ48x0,5	Washer	Rondelle	Scheibe	1	
**	32	0660.47.070	Anello interno	Inner ring	Anneau intér.	Innenring	1	
**	33	0619.50.075	Gabbia a rullini	Roller cage	Cage à rouleaux	Nadellager	2	
**	34	0660.50.030	Ingranaggio condotto avviam. elettrico	Driven gear	Engrenage conduit	Zahnrad	1	
**	35	76266.4429	Anello elastico	Elastic ring	Bague élastique	Elastischer Ring	1	
**	36	0799.50.195	Ruota libera	Free wheel	Roue libre	Freilauf	1	
**	37	71502.1616	Vite TCEI M6x12	Screw	Vis	Schraube	1	
**	38	0660.46.460	Flangia attacco volano	Connect. flange	Bride d'attache	Schwungradflansche	1	
			PARTI DI RICAMBIO PER IL MOTORINO AVVIAMENTO:	STARTING MOTOR SPARE PARTS:	PIECES DE RECHANGE POUR MOTEUR DEMARRAGE:	ERSATZTEILE FUR ANLASSER:		
**		0660.50.817	Serie spazzole per motorino SJCE	Brush set for SJCE start motor	Série brosses pour moteur SJCE	Kohleburstensatz fur SJCE Anlasser		

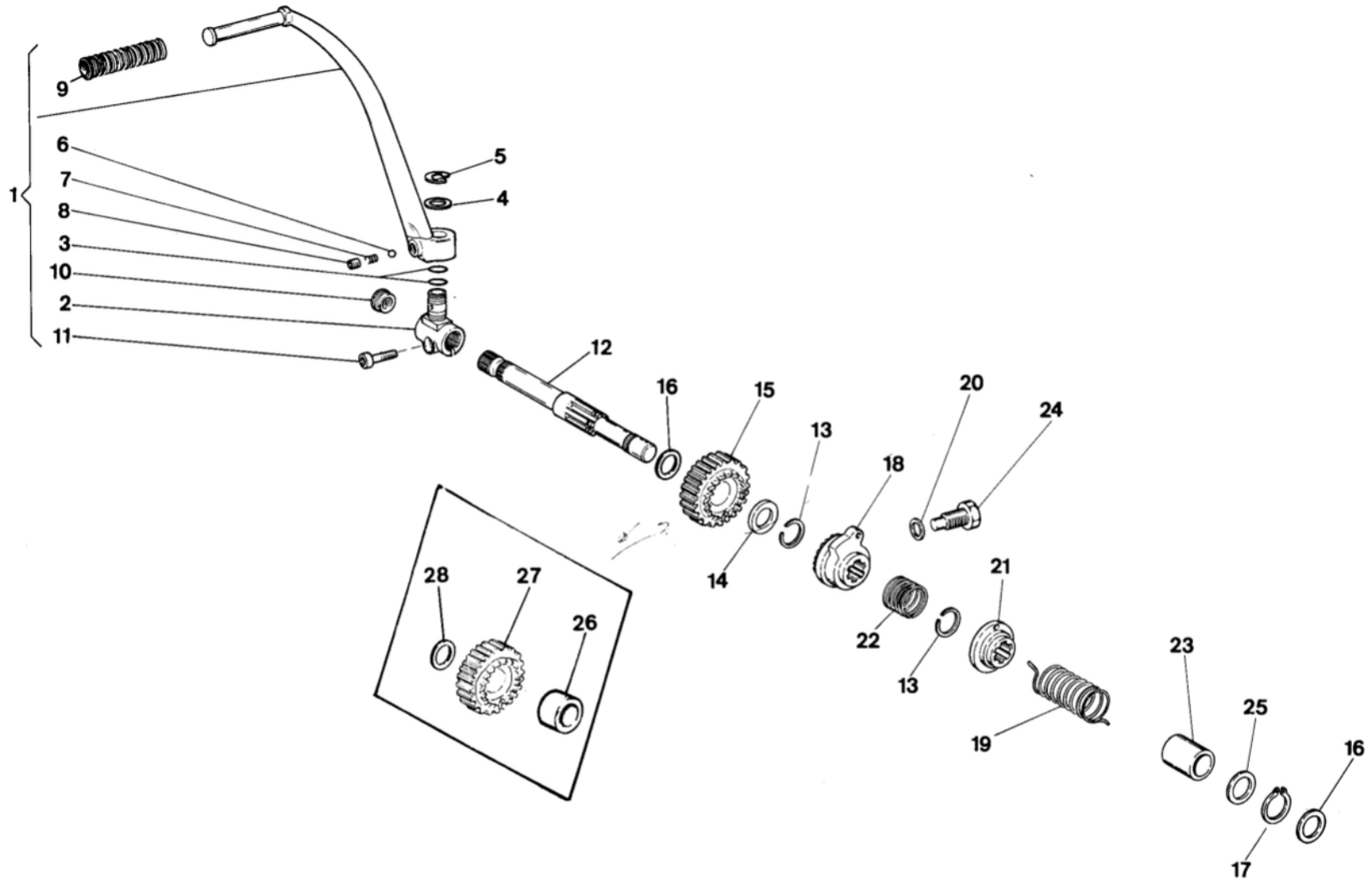
9
6
7
8
3
10
2
11
1
5
4
12
16
15
13
14
18
20
24
28
27
26
22
13
21
19
23
25
16
17

AVVIAMENTO A PEDALE - KICK START
DÉMARRAGE À PEDAL - PEDALANLAUF

TAVOLA DRAWING TABLE BILD **12A**

Elefant 350/650

Note Notes Notes Marke	Index No. Pos. N.	Code N. Nr. Code N. Cod Code Nr.	DENOMINAZIONE	NAME	DESIGNATION	BESHREIBUNG	Q.ty Q.tà Q.te M.ge	Validity Validità Validité Gultig
□	1	45271	Assieme leva avviamento	Start lever assy	Levier démarrage	Anlaufhebel kpl.	1	
●		45271	Assieme leva avviamento	Start lever assy	Levier démarrage	Anlaufhebel kpl.	1	F.m.1N000989
		48471	Assieme leva avviamento	Start lever assy	Levier démarrage	Anlaufhebel kpl.	1	D.m.1N000990
**	2	45274	Morsetto	Clamp	Etan	Klemme	1	
**	3	22551	Anello di tenuta	Seal ring	Bague d'étanchéité	Dichtungsring	2	
**	4	32205	Rondella di rasamento	Thrust washer	Rondelle d'épaulement	Anlaufscheibe	1	
**	5	N21314-GO	Anello elastico	Elastic ring	Bague élastique	Elastischer Ring	1	
**	6	N21507-GO	Sfera 1/4''	Ball	Bille	Kugel	1	
**	7	32203	Molla	Spring	Ressort	Feder	1	
**	8	32204	Vite	Screw	Vis	Schraube	1	
**	9	45269	Manicotto	Rubber	Manchon	Gummimuffe	1	
**	10	45270	Tappo	Plug	Bouchon	Verschluss	1	
**	11	N2556-G22	Vite	Screw	Vis	Schraube	1	
**	12	0367.07.110	Perno avviamento	Pin	Pivot	Stift	1	
**	13	0400.16.290	Anello elastico	Elastic ring	Bague élastique	Elastischerring	1	
**	14	0755.16.115	Rosetta di rasamento sp. 1,0 mm.	Thrust washer thick 1,0 mm.	Rondelle d'épaulement ép. 1,0 mm.	Anlaufscheibe St. 1,0 mm.	1	
		0325.16.133	Rosetta di rasamento sp. 0,5 mm	Thrust washer thick 0,5 mm.	Rondelle d'épaulement ép. 0,5 mm.	Anlaufscheibe St. 0,5 mm.	1	
□	15	0367.07.190	Ingran. avviamento Z=31	Driven gear	Engrenage démarreure	Zahnrad	1	F.m.m. 3501625
●								F.m.m. 6502628
**	16		Rosetta di rasamento Φ18,1×Φ28 sp.	Thrust washer	Rondelle d'épaulement	Anlaufscheibe	1	
		0367.07.005	1,0 mm	1,0 mm	1,0 mm	1,0 mm		
		0367.07.010	0,5 mm	0,5 mm	0,5 mm	0,5 mm		
		0367.07.015	0,3 mm	0,3 mm	0,3 mm	0,3 mm		
**	17	73500.1850	Anello Seeger 18E	Seeger ring	Anneau Seeger	Seegerring	1	
**	18	0660.07.115	Innesto scorrevole	Slip clutch	Embrayage coulissant	Rutschkupplung	1	
**	19	0367.07.123	Molla richiamo avviamento	Spring	Ressort	Feder	1	
**	20	4.202.0064A	Guarnizione Φ14,2xΦ18x1,5	Gasket	Joint	Dichtung	1	
**	21	0367.07.140	Distanziale	Spacer	Entretoise	Distanzstuck	1	
**	22	0367.07.150	Molla innesto scorrevole	Spring	Ressort	Feder	1	
**	23	0367.07.170	Distanziale per perno	Spacer	Entretoise	Distanzstuck	1	
**	24	0367.07.160	Perno fermo innesto scorrevole	Pin	Pivot	Stift	1	
**	25	0367.07.005	Rosetta di rasamento sp. 1,0 mm.	Thrust washer thick 1,0 mm.	Rondelle d'épaulement esp. 1,0 mm.	Anlaufscheibe St. 1,0 mm.	1	
□	26	0367.07.180	Boccola in bronzo	Bushing	Douille	Buchse	1	D.m.m. 3501626
●								D.m.m. 6502629
□	27	0367.07.193	Ingr. avviamento Z=31	Driven gear	Engrenage démarreure	Zahnrad	1	D.m.m. 3501626
●								D.m.m. 6502629
□	28	0367.07.020	Rosetta di rasam. Φ18,1×Φ29,8×1	Thrust washer	Rondelle d'épaulement	Anlaufscheibe	1	D.m.m. 3501626
●								D.m.m. 6502629

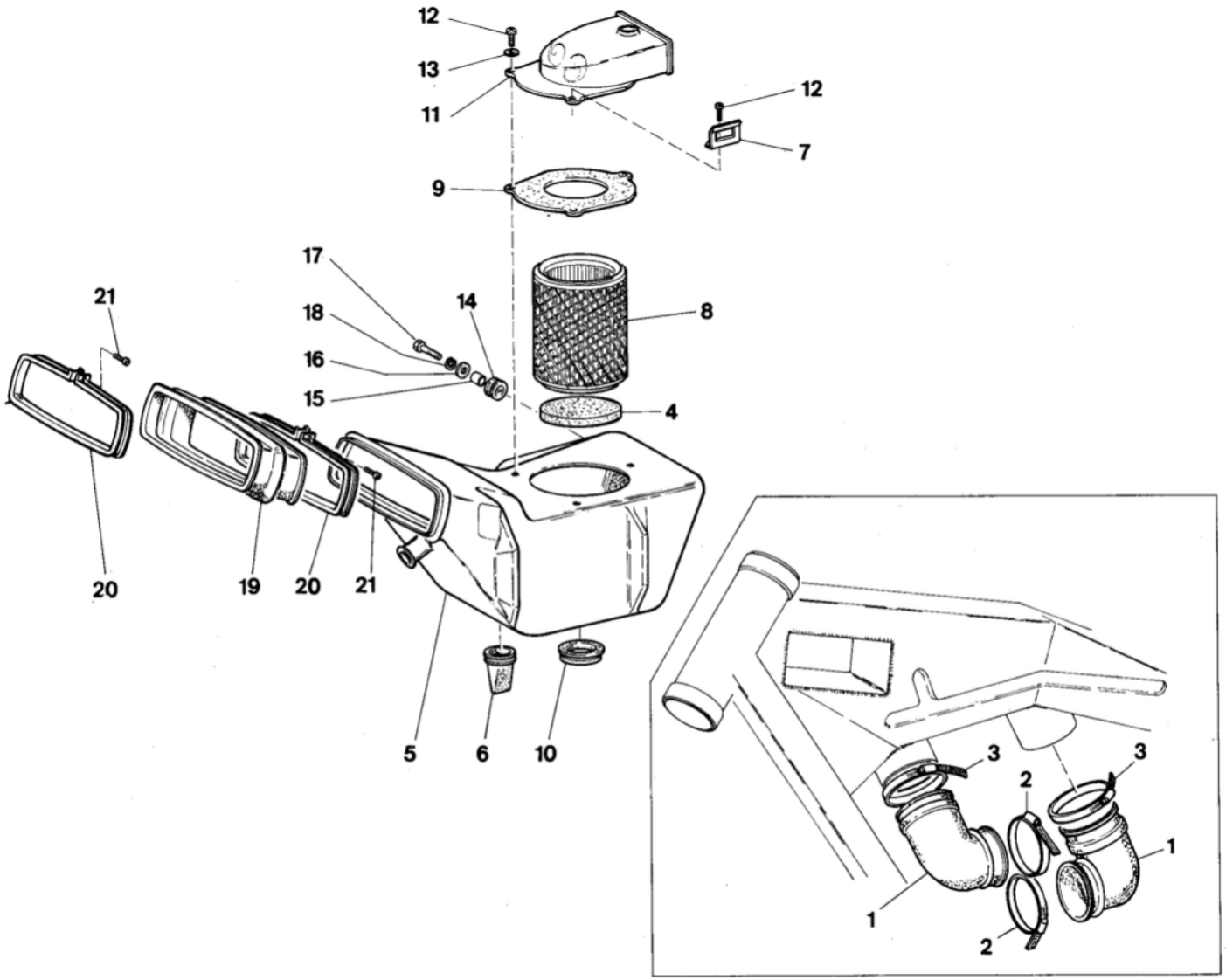
12
13
11
12
7
9
17
18
16
15
14
8
4
21
20
19
20
21
5
6
10
3
2
3
1
1
2

Note Notes Notes Marke	Index No. Pos. N.	Code N. Nr. Code N. Cod Code Nr.	DENOMINAZIONE	NAME	DESIGNATION	BESHREIBUNG	Q.ty Q.tà Q.te M.ge	Validity Validità Validité Gultig
**	1	42893	Manicotto	Rubber	Manchon	Gummimuffe	2	
**	2	33279	Fascetta	Clamp	Collier	Schelle	2	
**	3	33280	Fascetta	Clamp	Collier	Schelle	2	
**	4	48519	Elemento filtrante inferiore	Lower air filter	Filtre inf.	Uberfilter	1	
**	5	42882	Scatola filtro	Filter case	Boite filtre	Filtergehause	1	
**	6	32531	Valvola per scarico	Drain throttle	Soupape échappement	Auslass-Ventil	1	
**	7	45165	Piastrina	Plate	Plaque	Platte	1	
**	8	46641	Elemento filtrante	Air filter	Element filtrant	Filterelement	1	
**	9	46565	Guarnizione	Gasket	Joint	Dichtung	1	
**	10	45060	Gommino	Rubber	Caoutchouc	Gummistuck	1	
**	11	45164	Coperchio filtro	Filter cover	Couvercle	Deckel	1	
**	12	33659	Vite	Screw	Vis	Schraube	3	
**	13	N15504-G22	Rosetta piana	Flat washer	Rondelle	Scheibe	2	
**	14	18048	Antivibrante sinistro	Left damper bushing	Antivibrant G.	Schwingungsdampfer L.	1	
**	15	18153	Distanziale	Spacer	Entretoise	Distanzstuck	1	
**	16	2709	Rosetta	Washer	Rondelle	Scheibe	1	
**	17	N1083-G22	Vite	Screw	Vis	Schraube	1	
**	18	N15576	Rosetta elastica	Spring washer	Rondelle élastique	Federscheibe	1	
**	19	42802	Raccordo	Union	Raccord	Anschluss	1	
**	20	42804	Fascetta	Clamp	Collier	Schelle	2	
**	21	N2487-G22	Vite	Screw	Vis	Schraube	2	

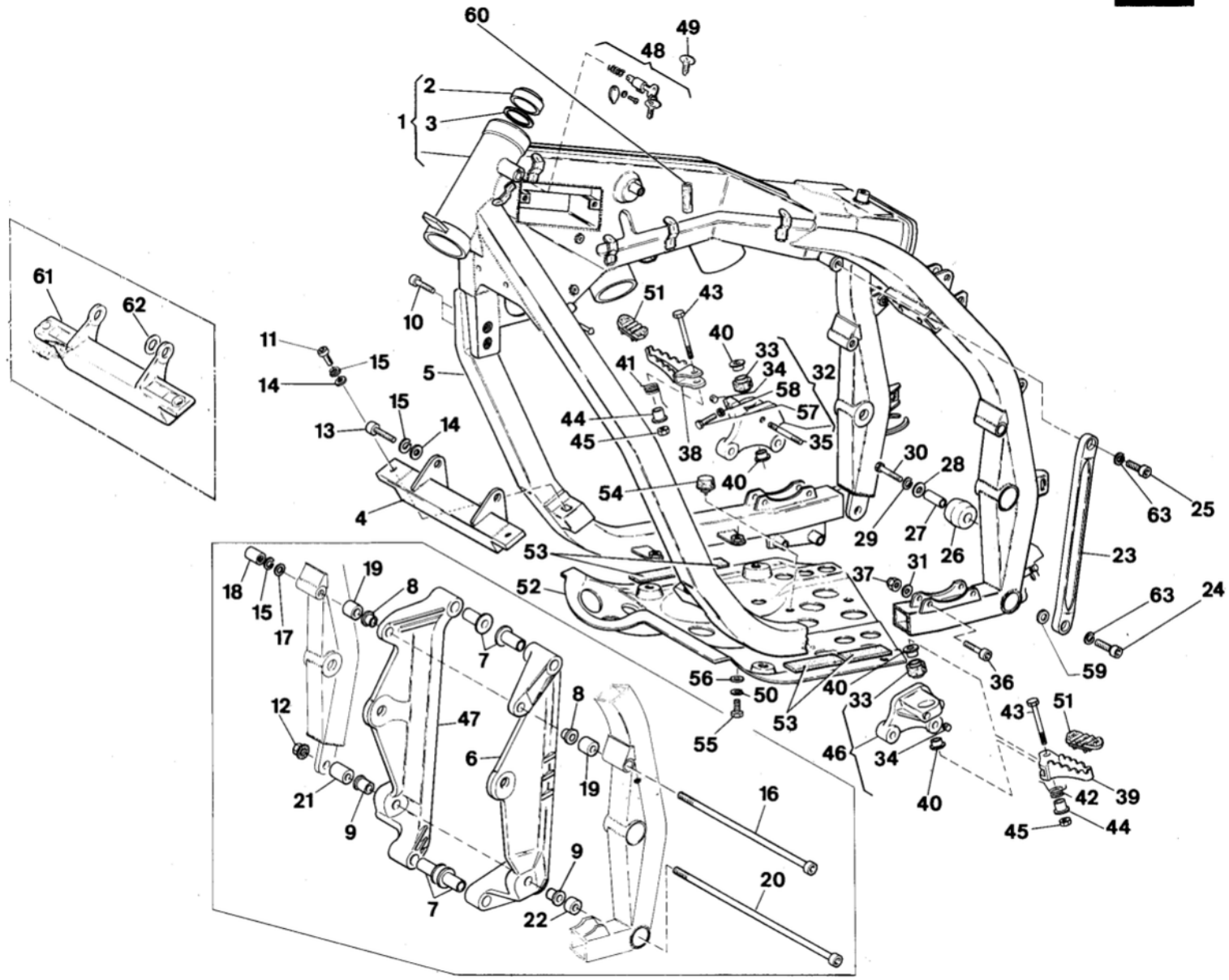
60
49
48
2
1
3
61
62
10
51
43
11
15
40
33
34
32
14
5
41
58
15
57
44
13
14
45
38
35
30
28
54
40
4
29
27
26
63
25
53
31
23
18
19
8
37
52
63
24
15
17
7
36
59
56
50
40
33
12
8
47
53
43
51
55
46
34
6
19
16
21
40
42
39
9
45
44
9
20
7
22

Note Notes Notes Marke	Index No. Pos. N.	Code N. Nr. Code N. Cod Code Nr.	DENOMINAZIONE	NAME	DESIGNATION	BESHREIBUNG	Q.ty Q.tà Q.te M.ge	Validity Validità Validité Gultig
□	1	47476	Assieme telaio anteriore completo di cuscinetti	Front frame assy with bearings	Chassis ant. avec roulement directiere	Vordergestell und Lenklager	1	
●		47734	Assieme telaio anteriore completo di cuscinetti	Front frame assy with bearings	Chassis ant. avec roulement directiere	Vordergestell und Lenklager	1	F.m. 1N001504
		50202	Assieme telaio anteriore completo di cuscinetti	Front frame assy with bearings	Chassis ant. avec roulement directiere	Vordergestell und Lenklager	1	D.m. 1N001505
**	2	27142	Cuscinetto di sterzo	Bearing	Roulement	Lager	2	
**	3	27143	Rondella di spallamento	Thrust washer	Rondelle d'épaulement	Anlaufscheibe	2	
□	4	42826	Traversino anteriore	Front cross brace	Traverse avant	Vorderer Knebelgriff	1	
●								F.m. 1N001504
**	5	42835	Culla mobile	Cradle	Berceau	Wiegefuss	1	
**	6	46119	Staffa sinistra	L.clamp	Bricle gauche	L. Bugel	1	
**	7	40711	Bussola	Bushing	Douille	Buchse	4	
**	8	46120	Bussola superiore	Upper bushing	Douille sup.	Uberbuchse	2	
**	9	46121	Bussola inferiore	Lower bushing	Douille inf.	Unterbuchse	2	
**	10	46122	Vite	Screw	Vis	Schraube	2	
**	11	51874	Vite	Screw	Vis	Schraube	2	
**	12	40721	Dado	Nut	Ecrou	Mutter	1	
**	13	N2585-G22	Vite	Screw	Vis	Schraube	2	
**	14	N15507-G22	Rosetta piana	Flat washer	Rondelle	Scheibe	4	
**	15	N15540-G22	Rosetta elastica	Spring washer	Rondelle élastique	Federscheibe	3	
**	16	41227	Vite superiore fissaggio motore	Motor fixing support upper screw	Vis sup. de support fixation moteur	U. schraube fur den motorbefestingungst.	1	
**	17	1815/2	Rosetta piana	Flat washer	Rondelle	Scheibe	1	
**	18	36879	Dado speciale	Nut	Ecrow	Mutter	1	
**	19	42897	Distanziale	Spacer	Entretoise	Distanzstuck	2	
**	20	41226	Vite inferiore	Lower screw	Vis Inférieure	Unterschraube	1	
**	21	42900	Distanziale destro	R. spacer	Entretoise droite	R. Distanzstuck	1	
**	22	42899	Distanziale sinistro	L. spacer	Entretoise gauche	L. Distanzstuck	1	
**	23	41333	Bretella	Slip flange	Bride	Scherehebel	2	
●		51499	Bretella (versione LUCKY EXPLORER)	Slip flange (version LUCKY EXPLORER)	Bride (version LUCKY EXPLORER)	Scherehebel (version LUCKY EXPLORER)	1	D.m. 1N0001505
**	24	N2585-G22	Vite	Screw	Vis	Schraube	2	
**	25	N2582-G22	Vite	Screw	Vis	Schraube	2	
**	26	43946	Rullo tendicatena	Chain roll	Rouleau chaine	Kattenrolle	1	
**	27	43947	Distanziale	Spacer	Entretoise	Distanzstuck	1	
**	28	1676	Rosetta piana	Flat washer	Rondelle	Scheibe	1	
**	29	N15538-G22	Rosetta elastica	Spring washer	Rondelle élastique	Federscheibe	1	
**	30	N1150-G22	Vite	Screw	Vis	Schraube	1	
**	31	N15506-G22	Rosetta piana	Flat washer	Rondelle	Scheibe	4	
**	32	45250	Supporto dx. compl.	Holder assy	Support compl.	Halter kpl.	1	
●		51497	Supporto dx. compl. (versione LUCKY EXPLORER)	Holder assy (version LUCKY EXPLORER)	Support compl. (version LUCKY EXPLORER)	Halter kpl. (version LUCKY EXPLORER)	1	D.m. 1N001505
**	33	42788	Silent block	Silent block	Silent block	Silentblock	2	

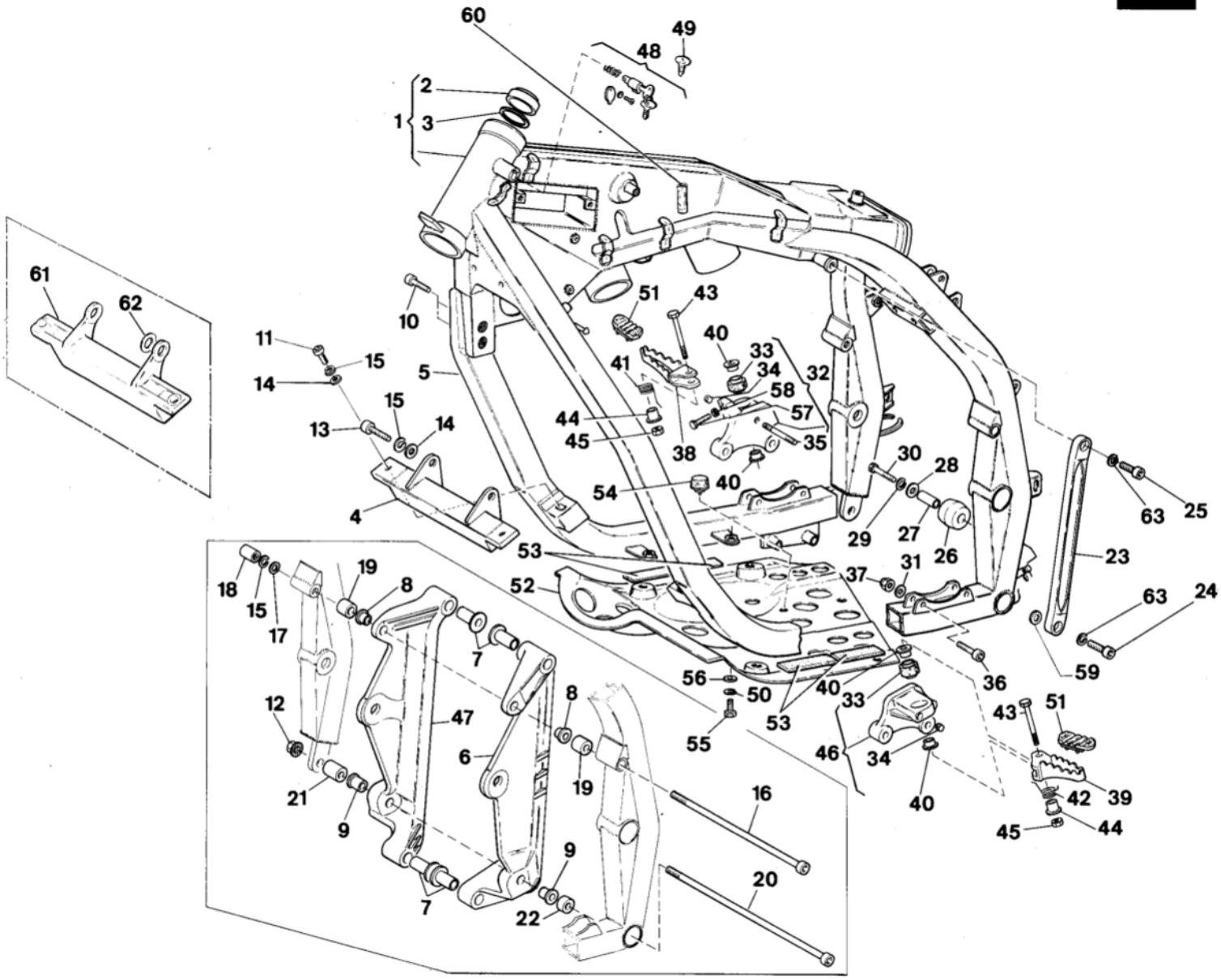
60
49
48
2
1
3
61
62
10
51
43
11
15
40
33
34
14
5
41
32
58
15
57
44
13
14
45
38
35
30
28
54
40
4
29
27
26
63
25
53
31
23
18
19
8
37
52
63
24
15
17
7
36
59
56
50
40
33
12
8
47
53
43
51
55
46
34
6
19
16
21
40
42
39
9
45
44
9
20
7
22

Note Notes Notes Marke	Index No. Pos. N.	Code N. Nr. Code N. Cod Code Nr.	DENOMINAZIONE	NAME	DESIGNATION	BESHREIBUNG	Q.ty Q.tà Q.te M.ge	Validity Validità Validité Gultig
**	34	27361	Gommino	Rubber	Caoutchouc	Gummistuck	2	
**	35	45444	Prigioniero	Stud bolt	Goujon prisonnier	Stiftschraube	1	
**	36	N2559-G22	Vite	Screw	Vis	Schraube	4	
**	37	N15195-G22	Dado	Nut	Ecrou	Mutter	4	
□	38	42770	Pedana destra	R. foot rest	Repos-pied D	Fussraste L.	1	
●								F.m. 1N001504
●		50378	Pedana destra	R. foot rest	Repos-pied D	Fussraste L.	1	D.m. 1N001505
□	39	42771	Pedana sinistra	R. foot rest	Repos-pied G.	Fussraste L.	1	
●								F.m. 1N001504
●		50379	Pedana sinistra	R. foot rest	Repos-pied G.	Fussraste L.	1	D.m. 1N001505
**	40	40752	Boccola	Bushing	Douille	Buchse	4	
**	41	42776	Molla destra	R. spring	Ressort D.	R. Feder	1	
**	42	42775	Molla sinistra	L. spring	Ressort G.	L. Feder	1	
**	43	N1155-G22	Vite	Screw	Vis	Schraube	2	
**	44	45226	Distanziale	Spacer	Entretoise	Distanzstuck	2	
**	45	N15195-G22	Dado	Nut	Ecrou	Mutter	2	
**	46	45388	Supporto sin. compl.	L. holder assy	Support G. compl.	L. Halter kpl.	1	
●		51494	Supporto sin. compl.	L. holder assy	Support G. compl.	L. Halter kpl.	1	D.m. 1N001505
			(versione LUCKY EXPLORER)	(version LUCKY EXPLORER)	(version LUCKY EXPLORER)	(version LUCKY EXPLORER)		
**	47	46118	Staffa destra	R.flask	Bride D.	R. Bugel	1	
**	48	43391	Serratura antifurto completa	Anti-left lock assy	Serrure anti-vol compl.	Sichereitschloss kpl.	1	
**	49	35531	Chiave grezza	Raw key	Clef primitive	Schlussel	1	
**	50	N15536-G22	Rosetta elastica	Spring washer	Rondelle élastique	Federscheibe	4	
**	51	46488	Manicotto	Rubber	Manchon	Gummimuffe	2	
**	52	46521	Piastra salvamotore	Plate	Plaque	Platte	1	
**	53	35125	Tampone	Pad	Tampon	Stopfen	4	
**	54	46522	Tampone	Pad	Tampon	Stopfen	1	
**	55	N1078-G22	Vite	Screw	Vis	Schraube	4	
**	56	N15549-G22	Rosetta piana	Flat washer	Rondelle	Scheibe	4	
**	57	48366	Vite	Screw	Vis	Schraube	1	
**	58	N15032-G22	Dado	Nut	Ecrou	Mutter	1	
**	59	1669	Rosetta inferiore destra	Right lower washer	Rondelle inf. droite	Uberscheibe R.	1	
**	60	48516	Protezione	Guard	Protection	Schutz	1	
●	61	50204	Traversino anteriore	Front cross brace	Traverse avant	Vorderer Knebelgriff	1	D.m. 1N001505
	▲	51503	Traversino anteriore	Front cross brace	Traverse avant	Vorderer Knebelgriff		
			(versione LUCKY EXPLORER)	(version LUCKY EXPLORER)	(version LUCKY EXPLORER)	(version LUCKY EXPLORER)	1	D.m. 1N001505
●	62		Rosetta di rasamento	Thrust washer	Rondelle d'épaulement	Anlaufscheibe	1	D.m. 1N001505
		50200/02	sp. 0,2 mm.	thick 0,2 mm.	ép. 0,2 mm.	st. 0,2 mm.		
		50200/04	sp. 0,4 mm.	thick 0,4 mm.	ép. 0,4 mm.	st. 0,4 mm.		
		50200/06	sp. 0,6 mm.	thick 0,6 mm.	ép. 0,6 mm.	st. 0,6 mm.		
		50200/08	sp. 0,8 mm.	thick 0,8 mm.	ép. 0,8 mm.	st. 0,8 mm.		
		50200/10	sp. 1,0 mm.	thick 1,0 mm.	ép. 1,0 mm.	st. 1,0 mm.		
**	63	N15771-G22	Rosetta elastica	Spring washer	Rondelle élastique	Federscheibe	4	

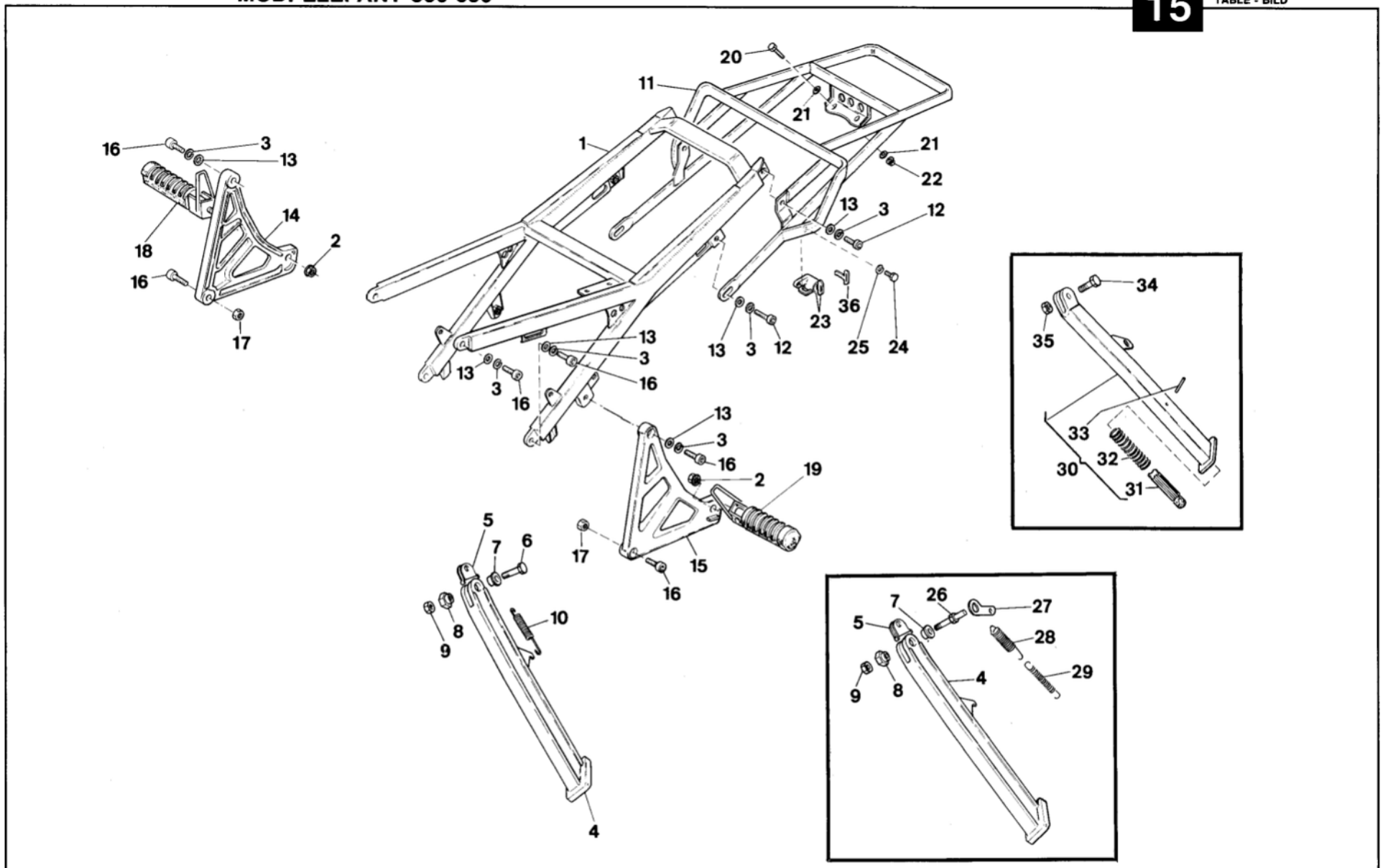
20
11
21
1
21
22
16
3
13
13
3
12
14
18
2
16
17
36
23
25
24
13
3
12
13
3
16
13
3
16
13
3
16
2
19
5
7
6
17
15
16
10
8
9
4
7
26
27
5
28
29
4
9
8

Note Notes Notes Marke	Index No. Pos. N.	Code N. Nr. Code N. Cod Code Nr.	DENOMINAZIONE	NAME	DESIGNATION	BESHREIBUNG	Q.ty Q.tà Q.te M.ge	Validity Validità Validité Gultig
**	1	41350	Telaio posteriore	Rear frame	Chassis AR.	Hinterrahmen	1	
**	2	41514	Dado	Nut	Ecrou	Mutter	2	
**	3	N15538-G22	Rosetta elastica	Spring washer	Rondelle élastique	Federscheibe	8	
**	4	44151	Gamba laterale	Side stand	Bequille latérale	Seitenstander	1	
•		51507	Gamba laterale (versione LUCKY EXPLORER)	Side stand (version LUCKY EXPLORER)	Bequille latérale (version LUCKY EXPLORER)	Seitenstander (version LUCKY EXPLORER)	1	D.m. 1N001505
**	5	42851	Rasamento	Thrust	Epaulement	Anlauf	1	
□	6	41359	Vite	Screw	Vis	Schraube	1	F.m. 5N000008 e D.m. 5N000085
•		41359	Vite	Screw	Vis	Schraube	1	F.m. 1N000824 e D.m. 1N000974
□		N1216-G22	Vite	Screw	Vis	Schraube	1	D.m. 5N000009 F.m. 5N000084
•		N1216-G22	Vite	Screw	Vis	Schraube	1	D.m. 1N000825 F.m. 1N000973
**	7	42896	Boccola	Bushing	Douille	Buchse	1	
□	8	40806	Boccola di serraggio	Clamping bush	Douille de serrage	Spannbuchse	1	F.m. 5N000008 e D.m. 5N000085
•		40806	Boccola di serraggio	Clamping bush	Douille de serrage	Spannbuchse	1	F.m.1N000824 e D.m. 1N000974
□		48645	Boccola di serraggio	Clamping bush	Douille de serrage	Spannbuchse	1	D.m. 1N000009 F.m. 5N000084
•		48645	Boccola di serraggio	Clamping bush	Douille de serrage	Spannbuchse	1	D.m. 1N000825 F.m. 1N000973
**	9	N15037-G22	Dado	Nut	Ecrou	Mutter	1	
**	10	42898	Molla	Spring	Ressort	Feder	1	
**	11	45151	Portapacchi	Parcel rack	Porte-bagages	Gepackhalter	1	
**	12	N2555-G22	Vite	Screw	Vis	Schraube	2	
**	13	N15506-G22	Rosetta piana	Flat washer	Rondelle	Scheibe	8	
**	14	42818	Staffa destra	R.flask	Bride D.	R. Bugel	1	
**	15	42817	Staffa sinistra	L.clamp	Bricle gauche	L. Bugel	1	
**	16	N2556-G22	Vite	Screw	Vis	Schraube	8	
**	17	40720	Dado	Nut	Ecrou	Mutter	2	
**	18	42820	Pedana destra per passeggero	R.H. foot rest	Repos-pied D.	R. Fussraste	1	
**	19	42819	Pedana sinistra per passeggero	L.H. foot rest	Repos-pied G.	L. Fussraste	1	
**	20	N1081-G22	Vite	Screw	Vis	Schraube	1	

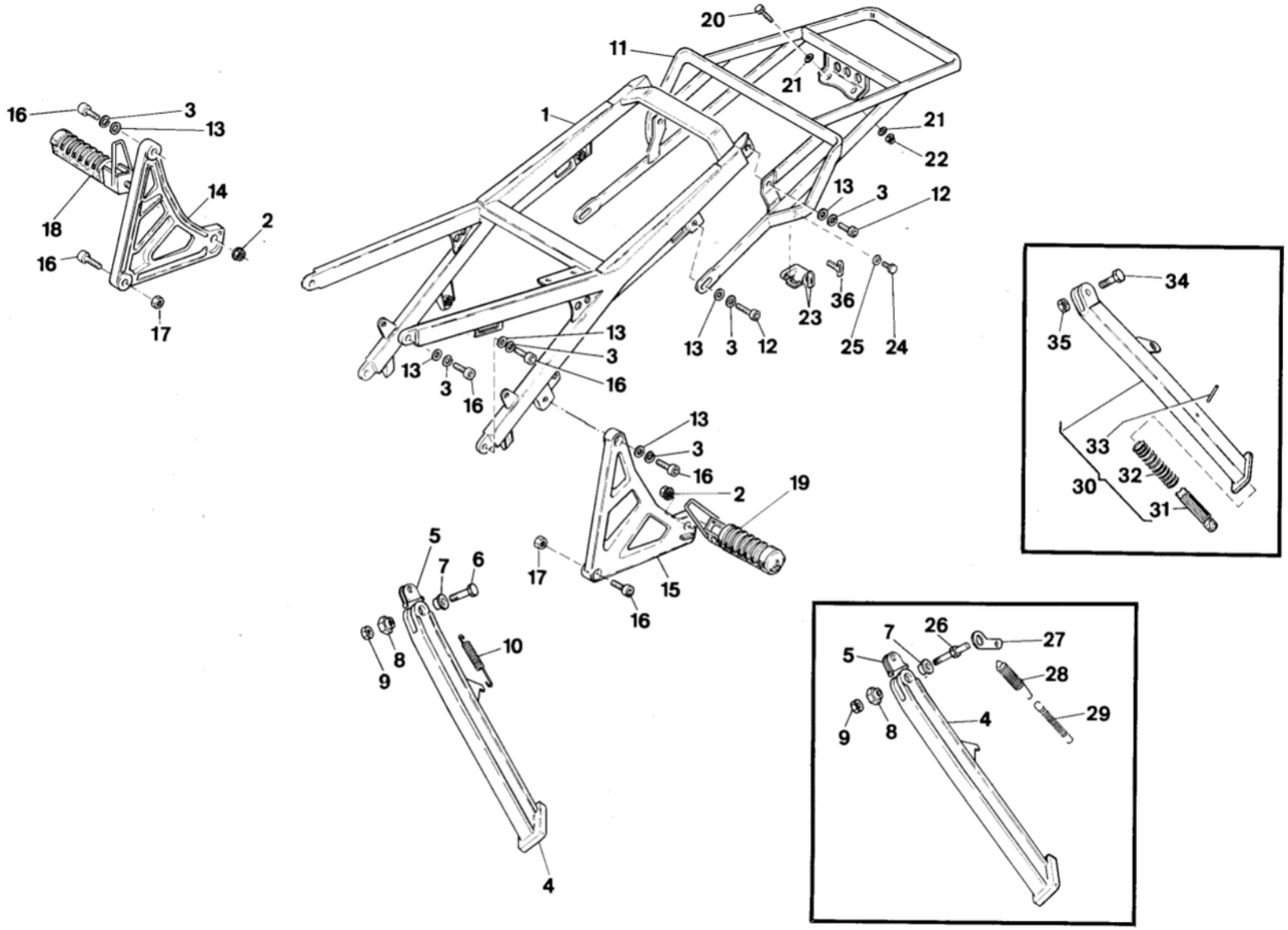
20
11
21
1
21
22
16
3
13
13
3
12
14
18
2
16
17
36
23
34
35
13
3
16
13
3
12
25
24
13
3
16
33
32
30
31
13
3
16
2
19
5
7
6
17
15
16
10
8
9
4
26
27
7
5
28
29
4
9
8

Note Notes Notes Marke	Index No. Pos. N.	Code N. Nr. Code N. Cod Code Nr.	DENOMINAZIONE	NAME	DESIGNATION	BESHREIBUNG	Q.ty Q.tà Q.te M.ge	Validity Validità Validité Gultig
**	21	21535	Rosetta piana	Flat washer	Rondelle	Scheibe	4	
**	22	41512	Dado	Nut	Ecrou	Mutter	2	
**	23	38211	Serratura casco compl.	Helmet lock assy	Serrure	Schloss	1	
**	24	N1076-G22	Vite	Screw	Vis	Schraube	2	
**	25	N15536-G22	Rosetta elastica	Spring washer	Rondelle élastique	Federscheibe	2	
**	26	45432	Vite gamba laterale (CH, D)	Side stand screw	Vis bequille latérale	Seitenstanderschraube	1	
**	27	44996	Bilanciere (CH, D)	Compensator	Culbuteur	Kipphebel	1	
**	28	45427	Molla esterna (CH, D)	Spring	Ressort	Feder	1	
**	29	45428	molla interna (CH, D)	Spring	Ressort	Feder	1	
•	30	46422	Gamba laterale (USA)	Side stand	Bequille latérale	Seitenstander	1	
•	31	34568	Cursore (USA)	Slider	Coulisse	Gleitstuck	1	
•	32	34572	Molla (USA)	Spring	Ressort	Feder	1	
•	33	36548	Spina (USA)	Pin	Epine	Schraubenbohrer	1	
•	34	33835	Vite (USA)	Screw	Vis	Schraube	1	
•	35	N15066-G21	Dado (USA)	Nut	Ecrou	Mutter	1	
**	36	35531	Chiave grezza	Raw key	Clef primitive	Schlussel	1	

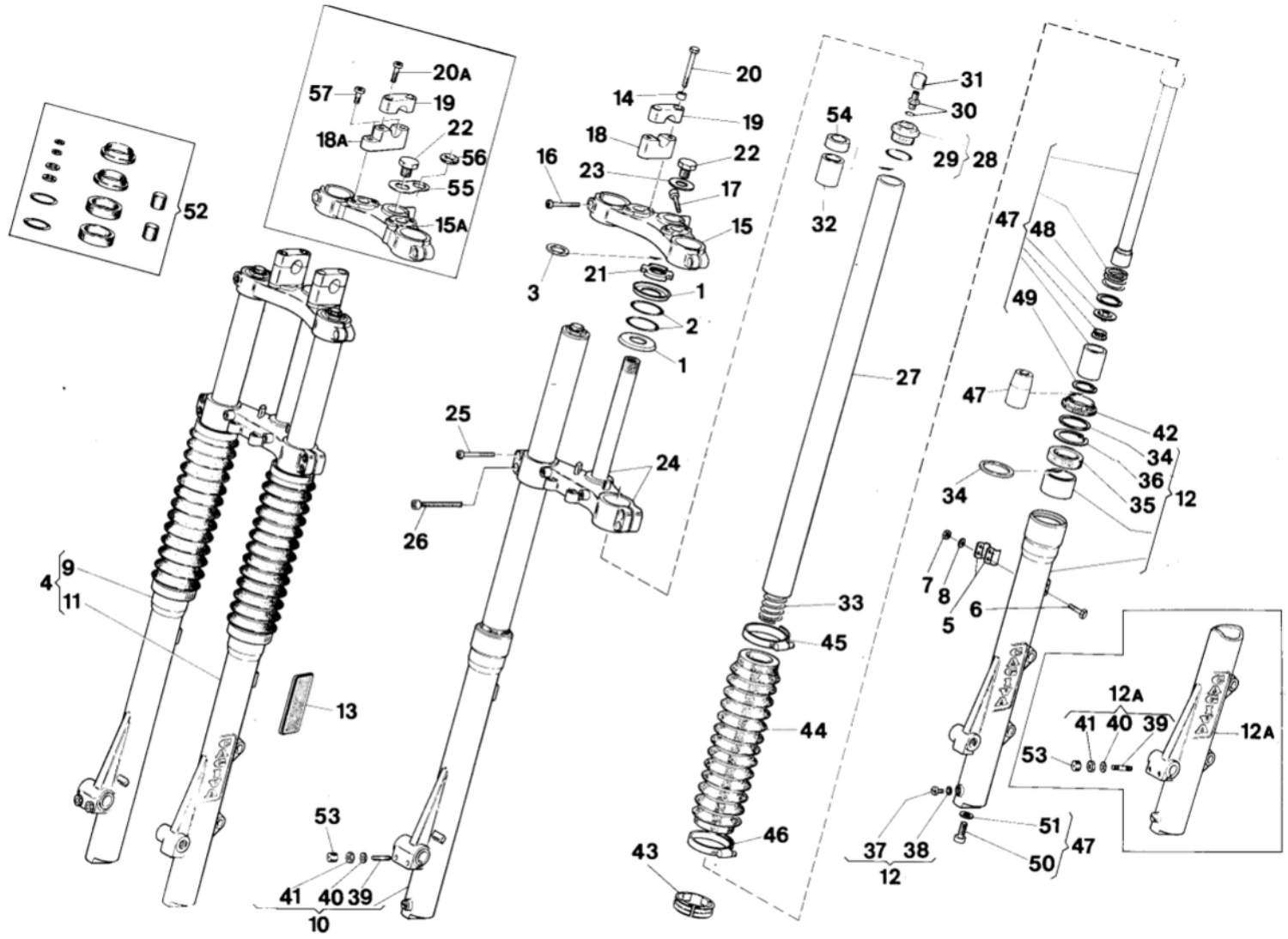
20A
57
19
18A
22
56
55
15A
52
20
14
19
18
22
16
23
17
15
3
21
1
2
1
54
32
31
30
29
28
27
47
48
49
47
42
34
36
35
12
34
25
24
26
4
9
11
13
7
8
5
6
33
45
44
46
43
53
41 40 39
10
37 38
12
51
50
47
12A
41 40 39
12A
53

SOSPENSIONE ANTERIORE - FRONT FORK ASSEMBLY
SUSPENSION AVANT - TELESKOPGABEL

TAVOLA DRAWING TABLE BILD **16**

Elefant 350-650

Note Notes Notes Marke	Index No. Pos. N.	Code N. Nr. Code N. Cod Code Nr.	DENOMINAZIONE	NAME	DESIGNATION	BESHREIBUNG	Q.ty Q.tà Q.te M.ge	Validity Validità Validité Gultig
**	1	29116	Fondello	End plate	Couvercle	Endscheibe	2	
**	2	29117	Anello OR	«O» Ring	Joint «OR»	«O» Ring	2	
**	3	15397	Rosetta di spallamento	Thrust washer	Rondelle d'epaulement	Anlaufscheibe	1	
□	4	42880	Sospensione completa	Fork assy	Suspension compl.	Teleskopgabel kpl.	1	F.m. 5N001157
●								F.m. 1N001504
□		50188	Sospensione completa (motocicli BIANCO/AZZURRI)	Fork assy (motorcycles WHITE and LIGHT BLUE)	Suspension compl. (motocyclette BLANCHE et BLEU)	Teleskopgabel kpl. (WEISS und HELLBLAU Motorrad)	1	D.m. 5N001158
●		50979	Sospensione completa (motocicli BIANCO/AZZURRI)	Fork assy (motorcycles WHITE and LIGHT BLUE)	Suspension compl. (motocyclette BLANCHE et BLEU)	Teleskopgabel kpl. (WEISS und HELLBLAU Motorrad)	1	D.m. 1N001505
●		50346	Sospensione completa (motocicli BIANCHI o NERI)	Fork assy (motorcycles WHITE or BLACK)	Suspension compl. (motocyclette BLANCHE ou NOIRE)	Teleskopgabel kpl. (WEISS oder SCHWARZ Motorrad)	1	D.m. 1N001505
●		51550	Sospensione completa (versione LUCKY EXPLORER)	Fork assy (version LUCKY EXPLORER)	Suspension compl. (version LUCKY EXPLORER)	Teleskopgabel kpl. (version LUCKY EXPLORER)	1	D.m. 1N001505
●		46346	Sospensione completa (USA)	Fork assy	Suspension compl.	Teleskopgabel kpl.	1	F.m. 1N001504
**	5	43913	Piastrina fissaggio cavo contakm. e tubazione olio	Plate fastening the cable and odometer and pipe oil	Plaque de fixation cable et compteur kilométrique et tuyau huile	Befestigungsplatten des kabels und des kilometterzahlers und Oelrohr	4	
**	6	N1053-G22	Vite	Screw	Vis	Schraube	4	
**	7	30586	Dado	Nut	Ecrou	Mutter	4	
**	8	N15503-G22	Rosetta piana	Flat washer	Rondelle	Scheibe	4	
□	9	48388	Assieme gamba destra	R. fork leg assy	Fourche compl. D.	Telegabel kpl. R.	1	F.m. 5N001157
●		48388	Assieme gamba destra (motocicli BIANCHI o NERI)	R. fork leg assy (motorcycles WHITE or BLACK)	Fourche compl. D. (motocyclette BLANCHE ou NOIRE)	Telegabel kpl. R. (WEISS oder SCHWARZ Motorrad)	1	
□		50190	Assieme gamba destra (motocicli BIANCO/AZZURRI)	R. fork leg assy (motorcycles WHITE and LIGHT BLUE)	Fourche compl. D. (motocyclette BLANCHE et BLEU)	Telegabel kpl. R. (WEISS und HELLBLAU Motorrad)	1	D.m. 5N001158
●		50980	Assieme gamba destra (motocicli BIANCO/AZZURRI)	R. fork leg assy (motorcycles WHITE and LIGHT BLUE)	Fourche compl. D. (motocyclette BLANCHE et BLEU)	Telegabel kpl. R. (WEISS und HELLBLAU Motorrad)	1	D.m. 1N001505
●		51551	Assieme gamba destra (versione LUCKY EXPLORER)	R. fork leg assy (version LUCKY EXPLORER)	Fourche compl. D. (version LUCKY EXPLORER)	Telegabel kpl. R. (version LUCKY EXPLORER)	1	D.m. 1N001505
●		46348	Assieme gamba destra (USA)	R. Fork leg assy	Fourche D. compl.	Telegabel kpl. R.	1	
□	10	48394	Scorrevole destro compl. (esclusa versione LUCKY EXPLORER)	R. slider assy (exept version LUCKY EXPLORER)	Montant D. compl. (exclu version LUCKY EXPLORER)	Bein R. kpl. (Ausschliessen LUCKY EXPLORER)	1	
●		48394	Scorrevole destro compl. (esclusa versione LUCKY EXPLORER)	R. slider assy (exept version LUCKY EXPLORER)	Montant D. compl. (exclu version LUCKY EXPLORER)	Bein R. kpl. (Ausschliessen LUCKY EXPLORER)	1	
●		51552	Scorrevole destro compl. (versione LUCKY EXPLORER)	R. slider assy (version LUCKY EXPLORER)	Montant D. compl. (version LUCKY EXPLORER)	Bein R. kpl. (version LUCKY EXPLORER)	1	D.m. 1N001505
●		46350	Scorrevole destro compl. (USA)	R. Slider assy	Montant D. compl.	Bein R. kpl.	1	

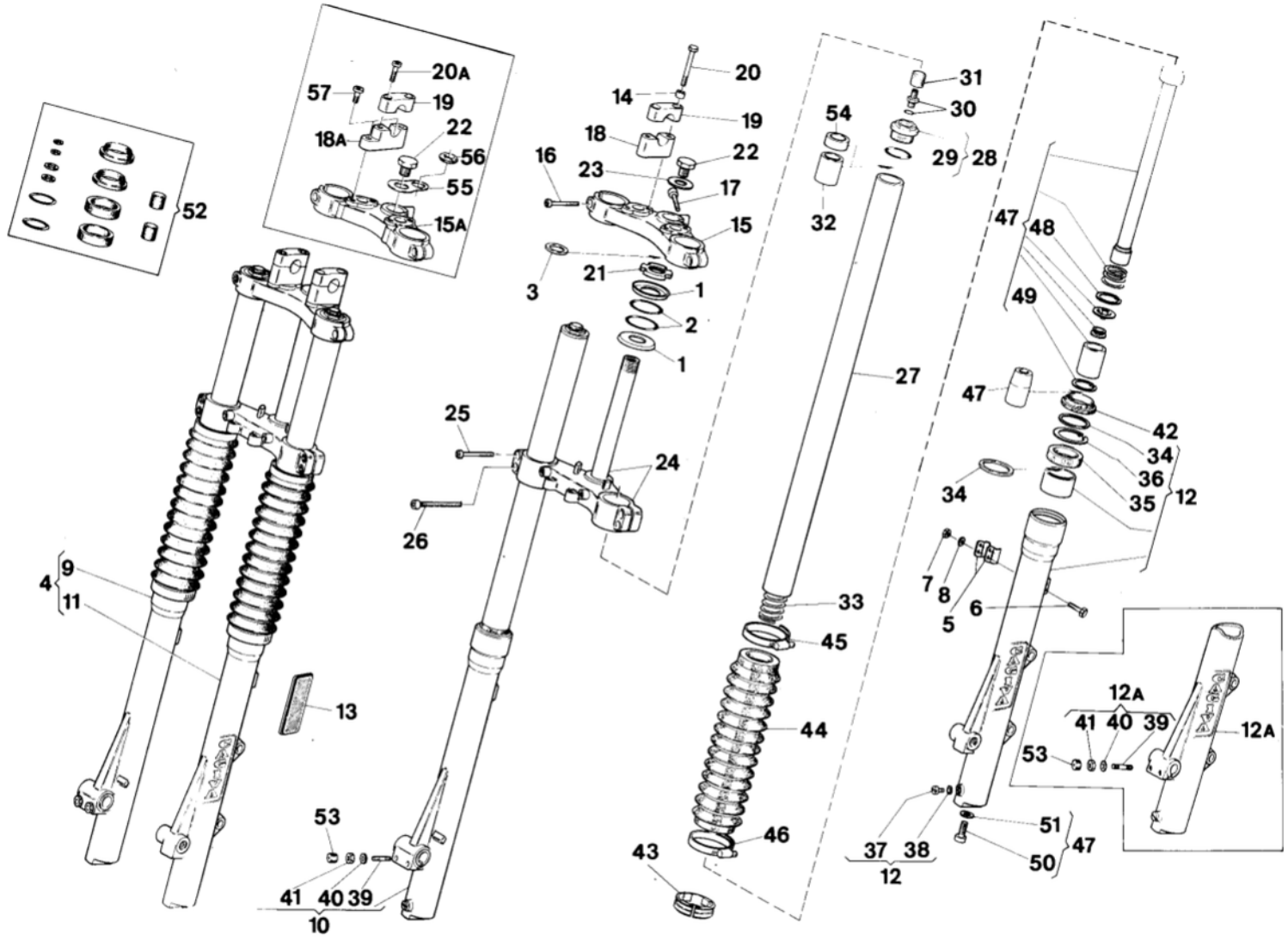
20A
57
19
18A
22
56
55
15A
52
20
14
19
18
22
16
23
17
15
3
21
1
2
1
25
24
26
4
9
11
13
53
41 40 39
10
54
32
27
33
45
44
46
43
31
30
29
28
47
48
49
47
42
34
36
35
12
34
7
8
5
6
12A
41 40 39
12A
53
51
47
50
37 38
12

SOSPENSIONE ANTERIORE - FRONT FORK ASSEMBLY
SUSPENSION AVANT - TELESKOPGABEL

TAVOLA DRAWING TABLE BILD **16**

Elefant 350-650

Note Notes Notes Marke	Index No. Pos. N.	Code N. Nr. Code N. Cod Code Nr.	DENOMINAZIONE	NAME	DESIGNATION	BESHREIBUNG	Q.ty Q.tà Q.te M.ge	Validity Validità Validité Gultig
□	11	48389	Assieme gamba sinistra	L. fork leg assy	Fourche compl. G.	Telegabel kpl. L.	1	F.m. 5N001157
●								F.m. 1N001504
●		50352	Assieme gamba sinistra (motocicli NERI)	L. fork leg assy (motorcycles BLACK)	Fourche compl. G. (motocyclette NOIRE)	Telegabel kpl. L. (SCHWARZ Motorrad)	1	D.m. 1N001505
□		50189	Assieme gamba sinistra (motocicli BIANCO/AZZURRI)	L. fork leg assy (motorcycles WHITE and LIGHT BLUE)	Fourche compl. G. (motocyclette BLANCHE et BLEU)	Telegabel kpl. L. (WEISS und HELLBLAU Motorrad)	1	D.m. 5N001158
●		50981	Assieme gamba sinistra (motocicli BIANCO/AZZURRI)	L. fork leg assy (motorcycles WHITE and LIGHT BLUE)	Fourche compl. G. (motocyclette BLANCHE et BLEU)	Telegabel kpl. L. (WEISS und HELLBLAU Motorrad)	1	D.m. 1N001505
●		51553	Assieme gamba sinistra (versione LUCKY EXPLORER)	L. fork leg assy (version LUCKY EXPLORER)	Fourche compl. G. (version LUCKY EXPLORER)	Telegabel kpl. L. (version LUCKY EXPLORER)	1	D.m. 1N001505
●		46347	Assieme gamba sinistra (USA)	L.fork leg assy	Fourche G. compl.	Telegabel kpl.	1	
●	12	46349	Scorrevole sinistro compl. (USA)	L. slider assy	Montant G. compl.	Bein L. kpl	1	
□		48393	Scorrevole sinistro completo	L. slider assy	Montant G. compl.	Bein L. kpl.	1	F.m. 5N001157
								F.m. 1N001504
●	12A	50351	Scorrevole sinistro completo (esclusa versione LUCKY EXPLORER)	L. slider assy (exept version LUCKY EXPLORER)	Montant G. compl. (exclu version LUCKY EXPLORER)	Bein L. kpl. (Ausschliessen LUCKY EXPLORER)	1	D.m. 1N001505
□								D.m. 5N001158
●		51554	Scorrevole sinistro completo (versione LUCKY EXPLORER)	L. slider assy (version LUCKY EXPLORER)	Montant G. compl. (version LUCKY EXPLORER)	Bein L. kpl. (version LUCKY EXPLORER)	1	D.m. 1N001505
		50574	Scorrevole sinistro compl. (USA)	L. slider assy	Montant G. compl.	Bein L. kpl	1	D.m. 1N001505
●	13	45436	Catadiottro (USA)	Reflector	Catadioptrique	Ruckstrahler	2	
□	14	34812	Distanziale	Spacer	Entretoise	Distanzstuck	4	
●		34812	Distanziale	Spacer	Entretoise	Distanzstuck	4	F.m. 1N001504
□	15	48385	Testa di sterzo	Upper bracket	Pont de fourche	Gabelbrucke	1	
●		48385	Testa di sterzo	Upper bracket	Pont de fourche	Gabelbrucke	1	F.m. 1N001504
●	15A	50617	Testa di sterzo	Upper bracket	Pont de fourche	Gabelbrucke	1	D.m. 1N001505
**	16	N2558-G19	Vite	Screw	Vis	Schraube	2	
**	17	N2557-G19	Vite	Screw	Vis	Schraube	1	
□	18	48386	Base morsetto	Terminal basis	Base étau guidon	Linkerklemme Basis	2	
●		48386	Base morsetto	Terminal basis	Base étau guidon	Linkerklemme Basis	2	F.m. 1N001504
●	18A	41383	Base morsetto	Terminal basis	Base étau guidon	Linkerklemme Basis	2	D.m. 1N001505
**	19	45030	Morsetto manubrio	U-bolt	Etrier	U-Bolzen	2	
□	20	N1156-G22	Vite	Screw	Vis	Schraube	4	
●		N1156-G22	Vite	Screw	Vis	Schraube	4	F.m. 1N001504
●	20A	N2557-G22	Vite	Screw	Vis	Schraube	4	D.m. 1N001505
**	21	21954	Ghiera reg. cuscinetti	Grooved nut	Ecrou rainure	Nutmutter	1	
**	22	33767	Dado	Nut	Ecrou	Mutter	1	
□	23	31128	Rondella	Washer	Rondelle	Scheibe	1	
●		31128	Rondella	Washer	Rondelle	Scheibe	1	F.m. 1N001504

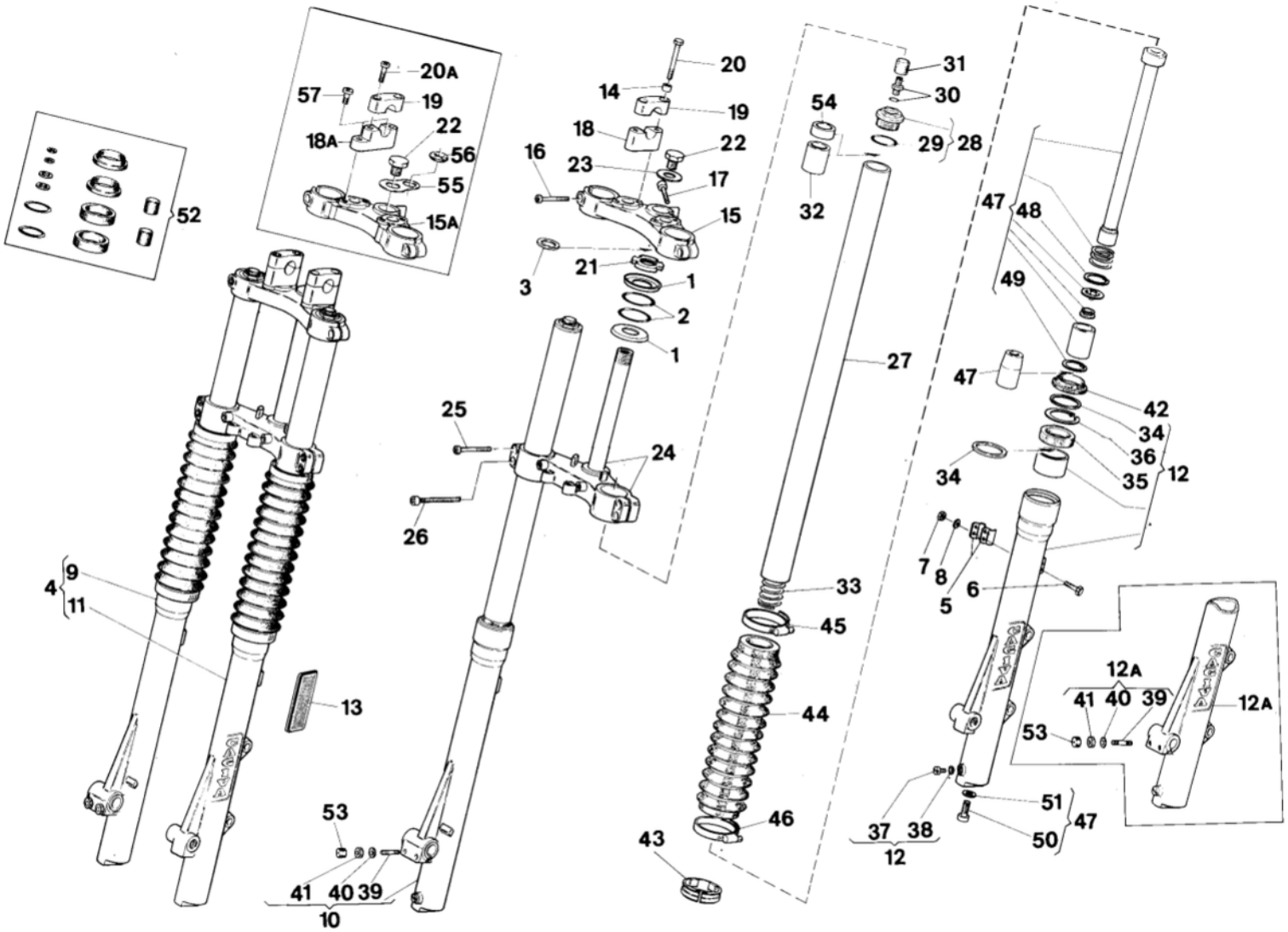
20A
57
19
18A
22
56
55
15A
52
20
14
19
18
22
16
23
17
15
3
21
1
2
1
25
24
26
4
9
11
13
53
41 40 39
10
43
46
44
45
33
27
54
32
31
30
29
28
47
48
49
47
42
34
36
35
12
34
7
8
5
6
12A
41 40 39
12A
53
51
47
50
37 38
12

SOSPENSIONE ANTERIORE - FRONT FORK ASSEMBLY
SUSPENSION AVANT - TELESKOPGABEL

TAVOLA DRAWING TABLE BILD **16**

Elefant 350-650

Note Notes Notes Marke	Index No. Pos. N.	Code N. Nr. Code N. Cod Code Nr.	DENOMINAZIONE	NAME	DESIGNATION	BESHREIBUNG	Q.ty Q.tà Q.te M.ge	Validity Validità Validité Gultig
**	24	48387	Base di sterzo completa	Steering base	Socle de direction	Gabelbrucke kpl.	1	
**	25	N2512-G19	Vite	Screw	Vis	Schraube	2	
**	26	48418	Vite	Screw	Vis	Schraube	2	
**	27	48390	Asta di forza	Fork tube	Barre de force	Druckstab	2	
**	28	41388	Tappo completo	Cap	Bouchon	Deckel	2	
**	29	N21938	Anello OR	«O» Ring	Joint «OR»	«O» Ring	2	
**	30	37968	Valvola	Fitting	Valve	Ventil	2	
**	31	37969	Cappuccio	Cap	Capouchon	Kappe	2	
**	32	48391	Tubetto di precarica	Tube	Tuyau de precharge	Ladungrohr	2	
**	33	48392	Molla	Spring	Ressort	Feder	2	
**	34	41392	Rondella	Washer	Rondelle	Scheibe	4	
**	35	41394	Anello di tenuta	Seal ring	Bague d'étanchéité	Dichtungsring	2	
**	36	41393	Anello elastico	Elastic ring	Bague élastique	Elastischer Ring	2	
**	37	43353	Vite scarico olio	Screw	Vis	Schraube	2	
**	38	31106	Anello OR	«O» Ring	Joint «OR»	«O» Ring	2	
□	39	40833	Prigioniero	Stud bolt	Goujon prisonnier	Stiftschraube	2	F.m. 5N001157
●		40833	Prigioniero	Stud bolt	Goujon prisonnier	Stiftschraube	2	F.m. 1N001504
□		40833	Prigioniero	Stud bolt	Goujon prisonnier	Stiftschraube	4	D.m. 5N001158
●		40833	Prigioniero	Stud bolt	Goujon prisonnier	Stiftschraube	4	D.m. 1N001505
□	40	N15504-G19	Rosetta piana	Flat washer	Rondelle	Scheibe	2	F.m. 5N001157
●		N15504-G19	Rosetta piana	Flat washer	Rondelle	Scheibe	2	F.m. 1N001504
□		N15504-G19	Rosetta piana	Flat washer	Rondelle	Scheibe	4	D.m. 5N001158
●		N15504-G19	Rosetta piana	Flat washer	Rondelle	Scheibe	4	D.m. 1N001505
□	41	N15193-G19	Dado	Nut	Ecrou	Mutter	2	F.m. 5N001157
●		N15193-G19	Dado	Nut	Ecrou	Mutter	2	F.m. 1N001504
□		N15193-G19	Dado	Nut	Ecrou	Mutter	4	D.m. 5N001158
●		N15193-G19	Dado	Nut	Ecrou	Mutter	4	D.m. 1N001505
**	42	48396	Raschiapolvere	Dust scraper	Racle-poussière	Abstreifgummi	2	
**	43	48397	Anello	Ring	Bague	Ring	2	
**	44	48398	Soffietto nero	Black bellow	Soufflet noir	Balg schwarz	2	
		50191	Soffietto rosso	Red bellow	Soufflet rouge	Balg rote	2	
**	45	31100	Fascetta superiore	Upper clamp	Collier sup.	Uberschelle	2	
**	46	48399	Fascetta inferiore	Lower clamp	Collier inf	Unterschelle	2	
**	47	48400	Gruppo variatore	Hydr. brake rod	Tige frein hydr.	Bremsstange	2	
**	48	48401	Anello elastico	Elastic ring	Bague élastique	Elastischer Ring	2	
**	49	44944	Anello elastico	Elastic ring	Bague élastique	Elastischer Ring	2	
**	50	N2613-G22	Vite	Screw	Vis	Schraube	2	
**	51	31113	Guarnizione	Gasket	Joint	Dichtung	2	

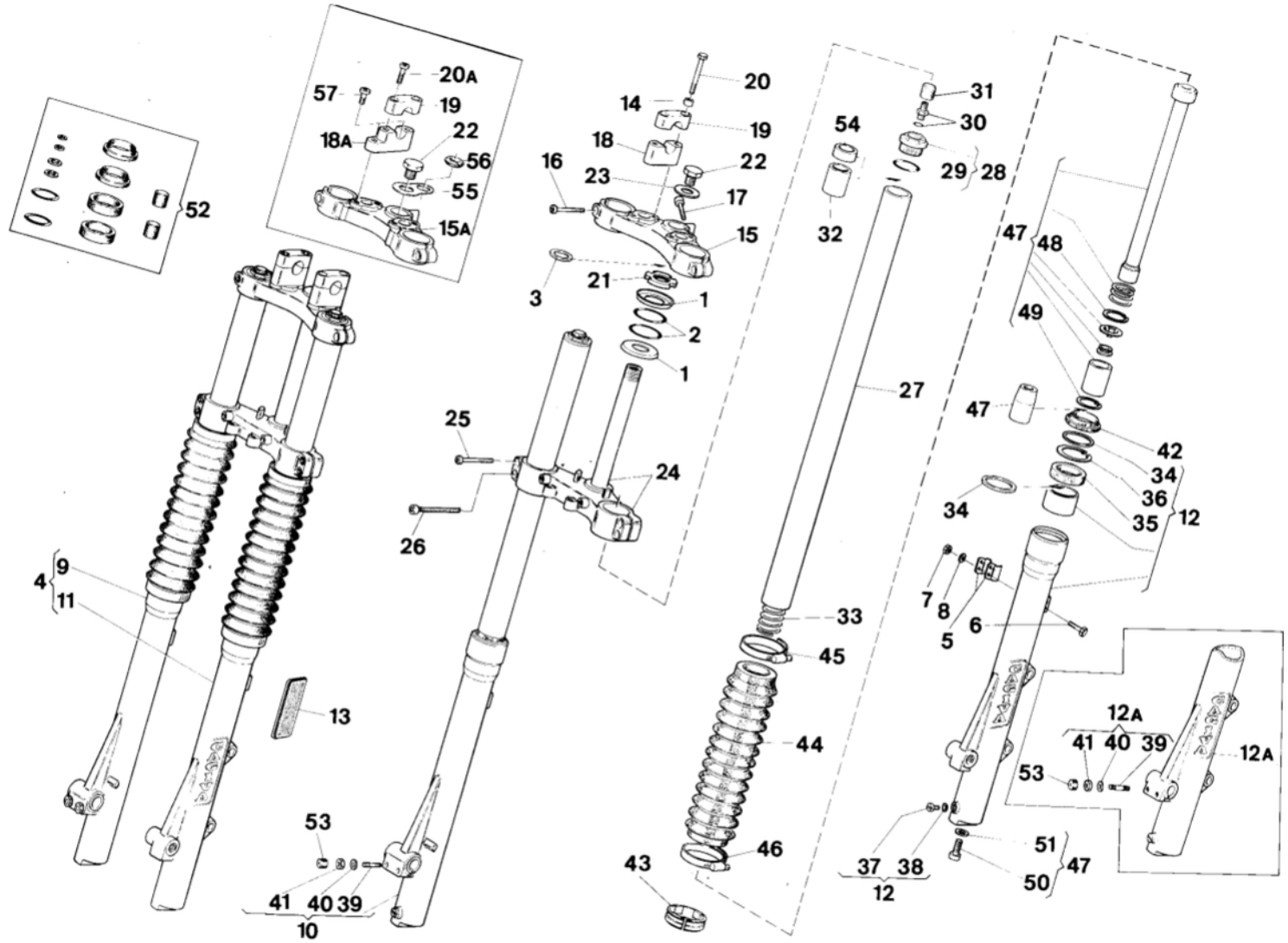
20A
57
19
18A
22
56
55
15A
52
20
14
19
18
22
16
23
17
15
3
21
1
2
1
25
24
26
27
31
30
54
29
28
32
47
48
49
47
42
34
36
35
12
34
4
9
11
7
8
5
6
33
45
13
44
12A
41
40
39
12A
53
53
46
43
41
40
39
10
37
38
12
51
50
47

Note Notes Notes Marke	Index No. Pos. N.	Code N. Nr. Code N. Cod Code Nr.	DENOMINAZIONE	NAME	DESIGNATION	BESHREIBUNG	Q.ty Q.tà Q.te M.ge	Validity Validità Validité Gultig
**	52	48405	Gruppo guarnizioni (comprendente i n. 29, 31, 35, 38, 42, 51)	Gasket kit (with nr. 29, 31, 35, 38, 42, 51)	Serie joints (avec n. 29, 31, 35, 38, 42, 51)	Dichtungsgruppe (mit n. 29, 31, 35, 38, 42, 51)	1	
□	53	46527	Gommino (D)	Rubber	Caoutchouc	Gummistuck	2	F.m. 5N001157
●								F.m. 1N001504
□		46527	Gommino (D)	Rubber	Caoutchouc	Gummistuck	4	D.m. 5N001158
●								D.m. 1N001505
●	54	49589	Distanziale H=5 mm (USA)	Spacer	Entretoise	Distanzstuck	2	
		49590	Distanziale H=10 mm (USA)	Spacer	Entretoise	Distanzstuck	2	
		49591	Distanziale H=15 mm (USA)	Spacer	Entretoise	Distanzstuck	2	
●	55	51437	Piastrina guidatrasmissioni	Plate	Plaque	Platte	1	D.m. 1N001505
●	56	9129	Passacavo	Grommet	Guide-cable	Kabelfuhrung	1	D.m. 1N001505
●	57	N2555-G22	Vite	Screw	Vis	Schraube	4	D.m. 1N001505

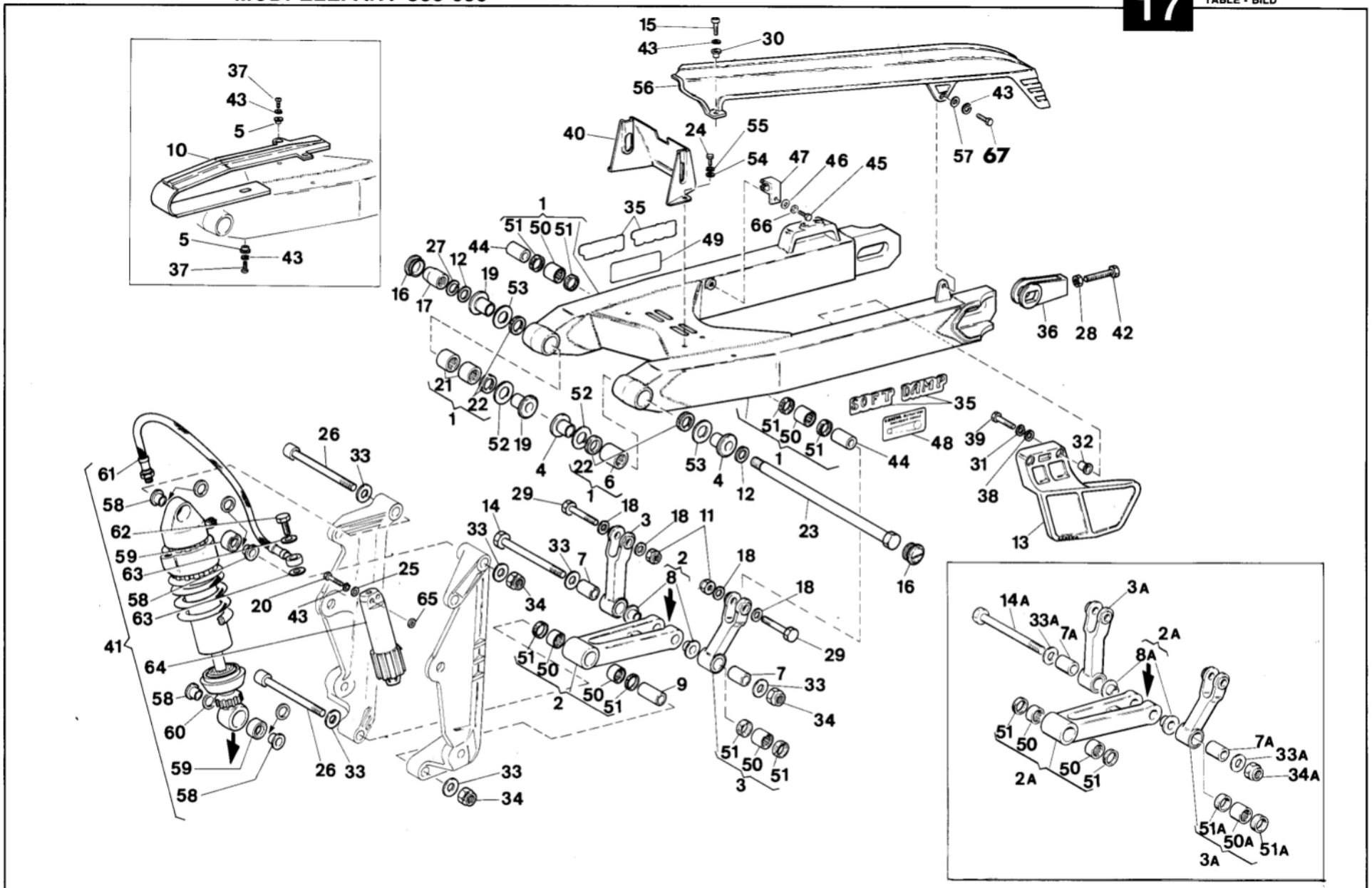
SOFT DAMP

FORCELLONE E SOSPENSIONE POSTERIORE - SWING ARM AND REAR SUSPENSION
FOURCHE ET SUSPENSION ARRIÈRE - GABEL UND HINTERAUFHÄNGUNG

TAVOLA DRAWING TABLE BILD **17**

Elefant 350-650

Note Notes Notes Marke	Index No. Pos. N.	Code N. Nr. Code N. Cod Code Nr.	DENOMINAZIONE	NAME	DESIGNATION	BESHREIBUNG	Q.ty Q.tà Q.te M.ge	Validity Validità Validité Gultig
**	1	42848	Assieme forcellone	Swing arm assy	Fourche AR compl.	Gabel kpl.	1	
●		51490	Assieme forcellone (versione LUCKY EXPLORER)	Swing arm assy (version LUCKY EXPLORER)	Fourche AR compl. (version LUCKY EXPLORER)	Gabel kpl. (version LUCKY EXPLORER)	1	D.m. 1N001505
□	2	42849	Biella completa	Connecting compl.	Bielle compl.	Pleuelstange kpl.	1	F.m. 5N000804
●								F.m. 1N001504
□	2A	50409	Biella completa	Connecting compl.	Bielle compl.	Pleuelstange kpl.	1	D.m. 5N000805
●								D.m. 1N001505
□	3	42850	Bilanciere completo	Compensator assy	Culbuteur compl.	Kipphebel	2	F.m. 5N000804
●								F.m. 1N001504
□	3A	50412	Bilanciere completo	Compensator assy	Culbuteur compl.	Kipphebel	2	D.m. 5N000805
●								D.m. 1N001505
**	4	42783	Boccola	Bushing	Douille	Buchse	2	
**	5	42856	Boccola	Bushing	Douille	Buchse	2	
**	6	37554	Gabbia a rullini	Roller cage	Cage à rouleaux	Nadellager	1	
□	7	39364	Boccola	Bushing	Douille	Buchse	2	F.m. 5N000804
●								F.m. 1N001504
□	7A	50415	Boccola	Bushing	Douille	Buchse	2	D.m. 5N000805
●								D.m. 1N001505
□	8	45036	Boccola con collare	Bushing	Douille	Buchse	2	F.m. 5N000804
●								F.m. 1N001504
□	8A	50411	Boccola con collare	Bushing	Douille	Buchse	2	D.m. 5N000805
●								D.m. 1N001505
**	9	38958	Boccola	Bushing	Douille	Buchse	1	
**	10	42855	Pattino catena	Chain slider	Patin chaine	Schuhkette	1	
**	11	N15197-G22	Dado	Nut	Ecrou	Mutter	2	
**	12	20066	Rosetta piana	Flat washer	Rondelle	Scheibe	2	
**	13	42864	Guidacatena	Chain guide	Guide-chaine	Kettenfuhrung	1	
□	14	42813	Vite	Screw	Vis	Schraube	1	F.m. 5N000804
●								F.m. 1N001504
□	14A	50358	Vite	Screw	Vis	Schraube	1	D.m. 5N000805
●								D.m. 1N001505
**	15	N2509-G22	Vite	Screw	Vis	Schraube	1	
**	16	32071	Tappo	Plug	Bouchon	Verschluss	2	
**	17	41221	Dado	Nut	Ecrou	Mutter	1	
**	18	N15507-G22	Rósetta piana	Flat washer	Rondelle	Scheibe	4	
**	19	42782	Bussola	Bushing	Douille	Buchse	2	
**	20	N1085-G22	Vite	Screw	Vis	Schraube	2	

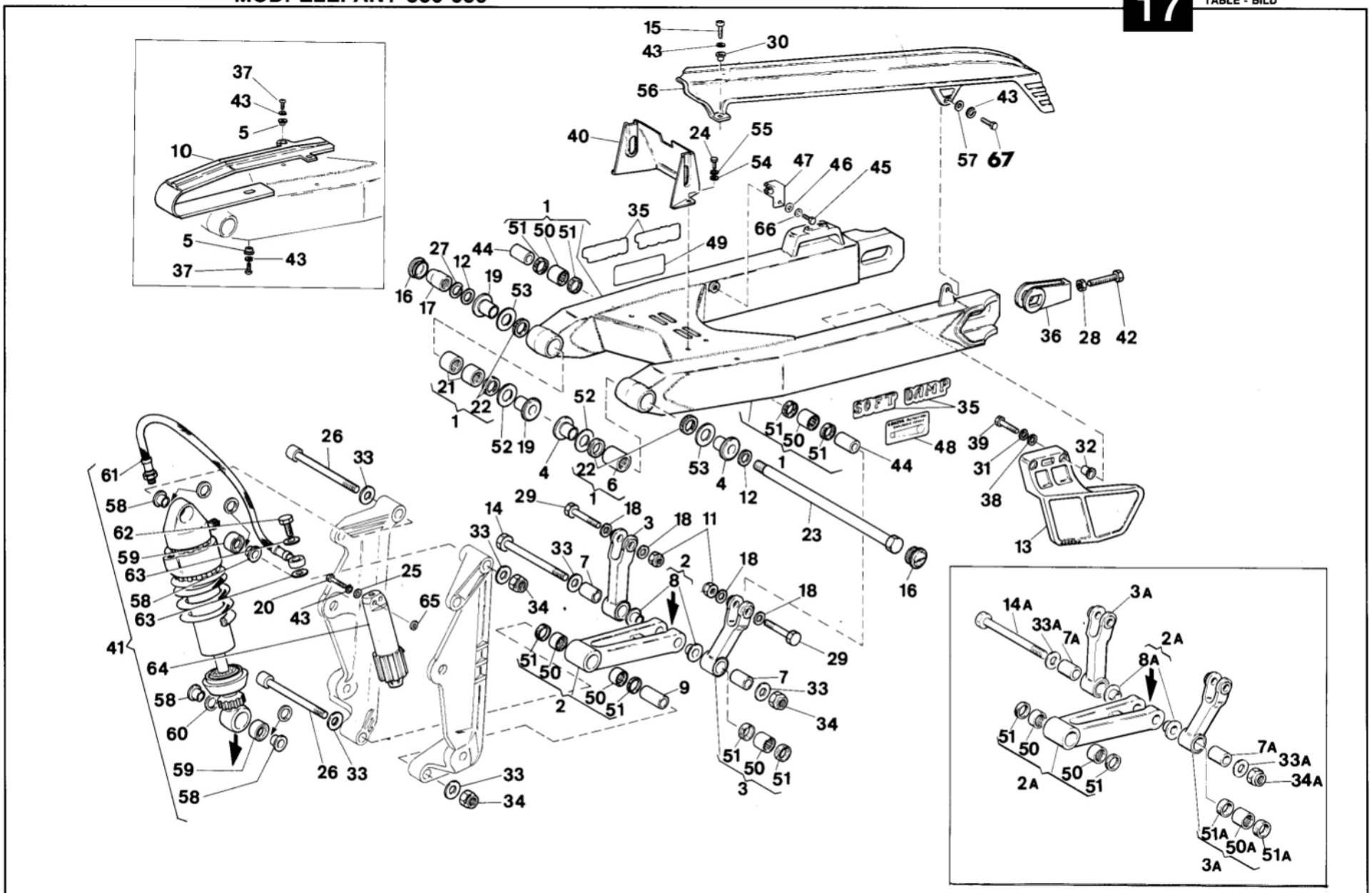
SOFT DAMP

Note Notes Notes Marke	Index No. Pos. N.	Code N. Nr. Code N. Cod Code Nr.	DENOMINAZIONE	NAME	DESIGNATION	BESHREIBUNG	Q.ty Q.tà Q.te M.ge	Validity Validità Validité Gultig
**	21	42781	Gabbia a rullini	Roller cage	Cage à rouleaux	Nadellager	2	
**	22	32065	Anello di tenuta	Seal ring	Bague d'étanchéité	Dichtungsring	4	
**	23	42739	Perno forcellone	Pin	Pivot	Stift	1	
**	24	N1051-G22	Vite	Screw	Vis	Schraube	2	
**	25	N15504-G22	Rosetta piana	Flat washer	Rondelle	Scheibe	2	
**	26	38959	Vite	Screw	Vis	Schraube	2	
**	27	N15542-G22	Rosetta elastica	Spring washer	Rondelle élastique	Federscheibe	1	
**	28	N15064-G22	Dado	Nut	Ecrou	Mutter	2	
**	29	42815	Vite	Screw	Vis	Schraube	2	
**	30	42858	Bussola	Bushing	Douille	Buchse	1	
**	31	N15538-G22	Rosetta elastica	Spring washer	Rondelle élastique	Federscheibe	2	
**	32	45455	Bussola	Bushing	Douille	Buchse	2	
□ ●	33	13335	Rosetta piana	Flat washer	Rondelle	Scheibe	6	F.m. 5N000804 F.m. 1N001504
□ ●	33A	50416	Rosetta piana	Flat washer	Rondelle	Scheibe	2	D.m. 5N000805 D.m. 1N001505
□ ●	34	N15198-G22	Dado	Nut	Ecrou	Mutter	3	F.m. 5N000804 F.m. 1N001504
□ ●		N15198-G22	Dado	Nut	Ecrou	Mutter	2	D.m. 5N000805 D.m. 1N001505
□ ●	34A	N15214-G22	Dado per part. n. 14A	Nut for n. 14A	Ecrou pour n. 14A	Mutter fur. n.14A	1	D.m. 5N000805 D.m. 1N001505
**	35	38136	Adesivo Soft-Damp	Trim «Soft-Damp»	Décal. «Soft-Damp»	Streifen «Soft-Damp»	2	
**	36	44133	Tendicatena	Chain adjuster	Tendeur de chaine	Kettenspanner	2	
**	37	33564	Vite	Screw	Vis	Schraube	2	
**	38	N15506-G22	Rosetta piana	Flat washer	Rondelle	Scheibe	2	
**	39	N1150-G22	Vite	Screw	Vis	Schraube	2	
**	40	42855	Protezione post. ammortizzatore	Guard	Protection	Protektion	1	
□ ●	41	42878	Ammortizzatore completo	Shock absorber assy	Ammortisseur compl.	Stossdampfer kpl.	1	F.m. 5N000804 F.m. 1N001504
□ ●		50417	Ammortizzatore completo	Shock absorber assy	Ammortisseur compl.	Stossdampfer kpl.	1	D.m. 5N000805 D.m. 1N001505
**	42	13825	Vite	Screw	Vis	Schraube	2	
**	43	N15536-G22	Rosetta elastica	Spring washer	Rondelle élastique	Federscheibe	6	
**	44	40709	Bussola	Bushing	Douille	Buchse	2	
**	45	N1049-G22	Vite	Screw	Vis	Schraube	1	
**	46	N15548-G22	Rosetta	Washer	Rondelle	Scheibe	1	
**	47	46419	Graffetta	Clip	Pince	Kralle	1	

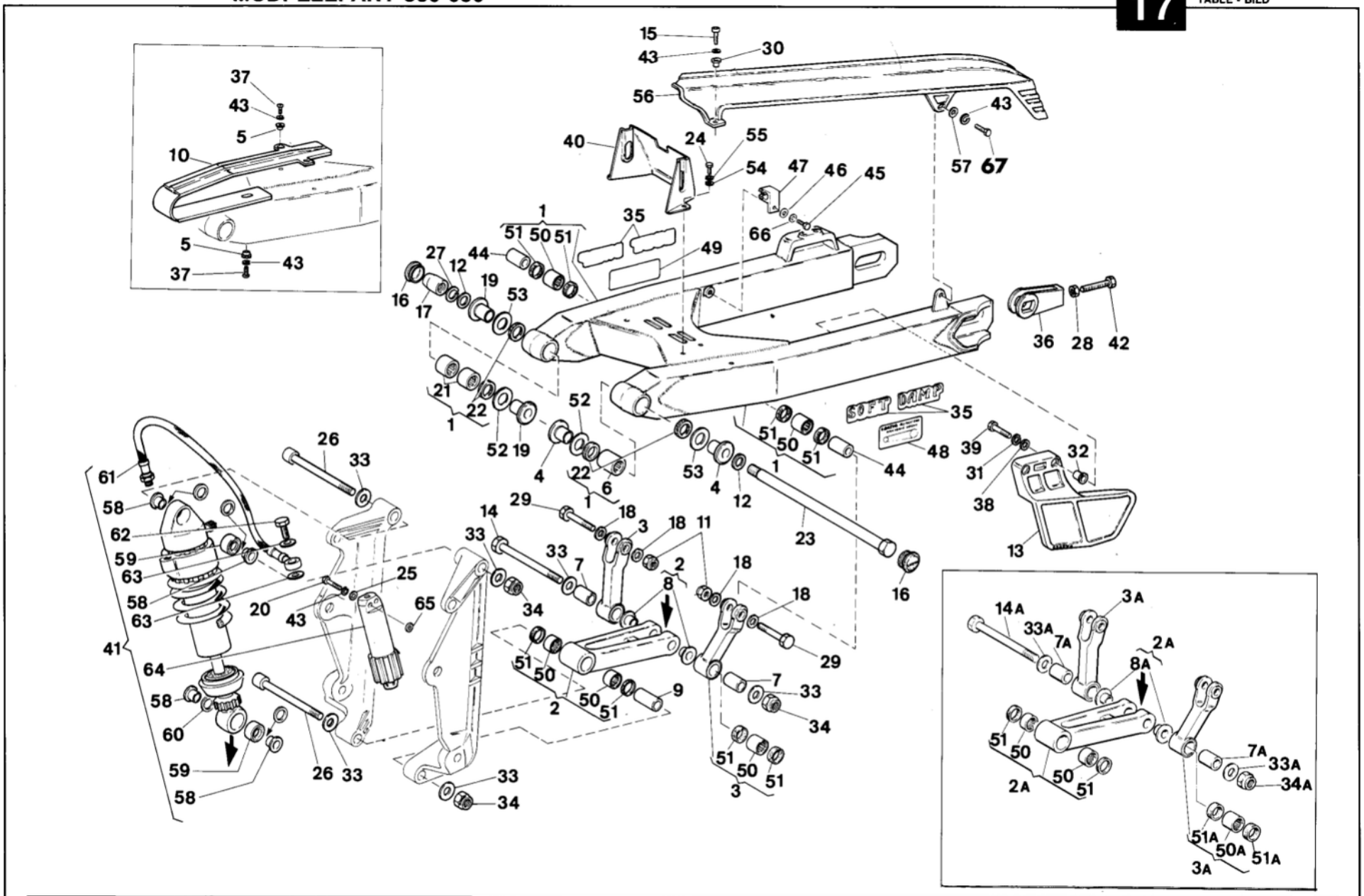
SOFT DAMP

Note Notes Notes Marke	Index No. Pos. N.	Code N. Nr. Code N. Cod Code Nr.	DENOMINAZIONE	NAME	DESIGNATION	BESHREIBUNG	Q.ty Q.tà Q.te M.ge	Validity Validità Validité Gultig
●	48	47305	Adesivo reg. catena	Chain trim	Décalcomanie chaine	Kettenstreifen	1	
□		47485	Adesivo reg. catena	Chain trim	Décalcomanie chaine	Kettenstreifen	1	
●	49	47304*	Adesivo pressione pneumatici	Tires trim	Décalcomanie pneus	Reifendruck	1	
□		48331	Adesivo pressione pneumatici	Tires trim	Décalcomanie pneus	Reifendruck	1	
□ ●	50	38956	Cuscinetto a rullini	Needle bearing	Roulement à aiguilles	Nadelkafig	6	F.m. 5N000804 F.m. 1N001504
□ ●		38956	Cuscinetto a rullini	Needle bearing	Roulement à aiguilles	Nadelkafig	4	D.m. 5N000805 D.m. 1N001505
□ ●	50A	50414	Cuscinetto a rullini	Needle bearing	Roulement à aiguilles	Nadelkafig	2	D.m. 5N000805 D.m. 1N001505
□ ●	51	38957	Anello di tenuta	Seal ring	Bague d'étanchéité	Dichtungsring	1	F.m. 5N000804 F.m. 1N001504
□ ●		38957	Anello di tenuta	Seal ring	Bague d'étanchéité	Dichtungsring	6	D.m. 5N000805 D.m. 1N001505
□ ●	51A	32065	Anello di tenuta	Seal ring	Bague d'étanchéité	Dichtungsring	4	D.m. 5N000805 D.m. 1N001505
**	52		Rosetta di rasamento	Thrust washer	Rondelle d'épaulement	Anlaufscheibe	2	
		32069/40	sp. 0,4 mm.	0,4 mm.	0,4 mm.	0,4 mm.		
		32069/50	sp. 0,5 mm.	0,5 mm.	0,5 mm.	0,5 mm.		
		32069/70	sp. 0,7 mm.	0,7 mm.	0,7 mm.	0,7 mm.		
		32069/100	sp. 1,0 mm.	1,0 mm.	1,0 mm.	1,0 mm.		
**	53		Rosetta di rasamento	Thrust washer	Rondelle d'épaulement	Anlaufscheibe	2	
		32070/30	sp. 0,3 mm.	0,3 mm.	0,3 mm.	0,3 mm.		
		32070/70	sp. 0,7 mm.	0,7 mm.	0,7 mm.	0,7 mm.		
		32070/100	sp. 1,0 mm.	1,0 mm.	1,0 mm.	1,0 mm.		
**	54	N15503-G22	Rosetta piana	Flat washer	Rondelle	Scheibe	2	
**	55	N15535-G22	Rosetta elastica	Spring washer	Rondelle élastique	Federscheibe	2	
**	56	42881	Copricatena	Chain guar	Carter de chaine	Kettekasten	1	
**	57	2709	Rosetta	Washer	Rondelle	Scheibe	1	
**	58	48934	Bussola superiore ed inferiore	Upper and lower bushing	Douille sup. et inf.	Uber-und Unterbuchse	4	F.m. 5N000804 F.m. 1N001504
□ ●		48934	Bussola superiore	Upper bushing	Douille sup.	Uberbuchse	2	D.m. 5N000805 D.m. 1N001505
□ ●		50418	Bussola inferiore	Lower bushing	Douille inf.	Unterbuchse	2	D.m. 5N000805 D.m. 1N001505

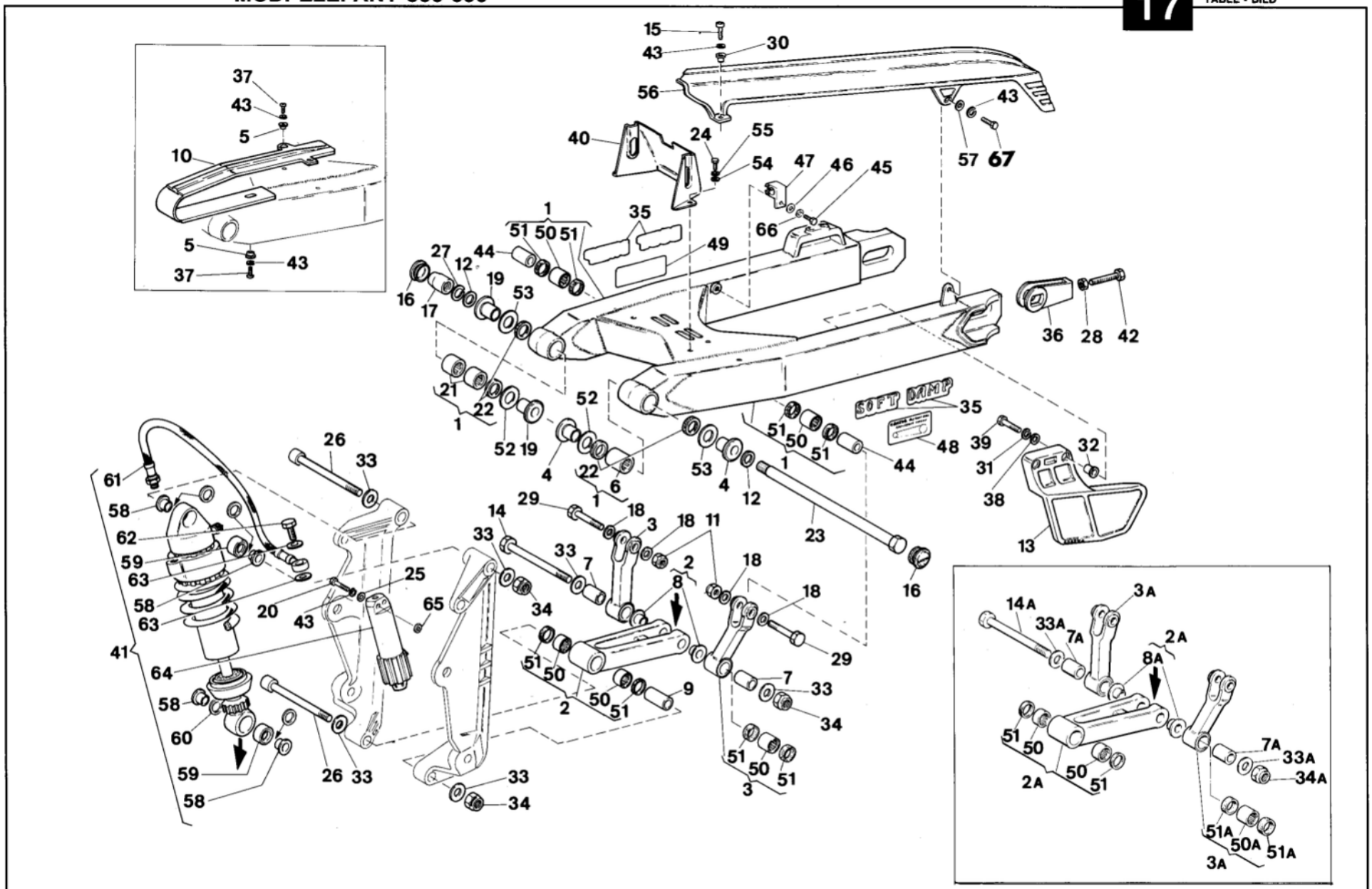
SOFT DAMP

Note Notes Notes Marke	Index No. Pos. N.	Code N. Nr. Code N. Cod Code Nr.	DENOMINAZIONE	NAME	DESIGNATION	BESHREIBUNG	Q.ty Q.tà Q.te M.ge	Validity Validità Validité Gultig
**	59	48936	Cuscinetto a snodo sferico	Bearing	Roulement	Lager	2	
**	60	48935	Guarnizione	Gasket	Joint	Dichtung	4	
**	61	48937	Tubazione	Hose	Tuyau	Rohr	1	
**	62	48938	Vite	Screw	Vis	Schraube	1	
**	63	48939	Rosetta di tenuta	Washer	Rondelle	Scheibe	2	
**	64	48940	Serbatoio	Gas tank	Réservoir	Tank	1	
**	65	37880	Distanziale	Spacer	Entretoise	Distanzstuck	2	
**	66	N15535-G22	Rosetta elastica	Spring washer	Rondelle élastique	Federscheibe	1	
**	67	N1078-G22	Vite	Screw	Vis	Schraube	1	
			* : Escluso USA	* : Exept USA	* : Exclu USA	* : Ausschliessen USA		

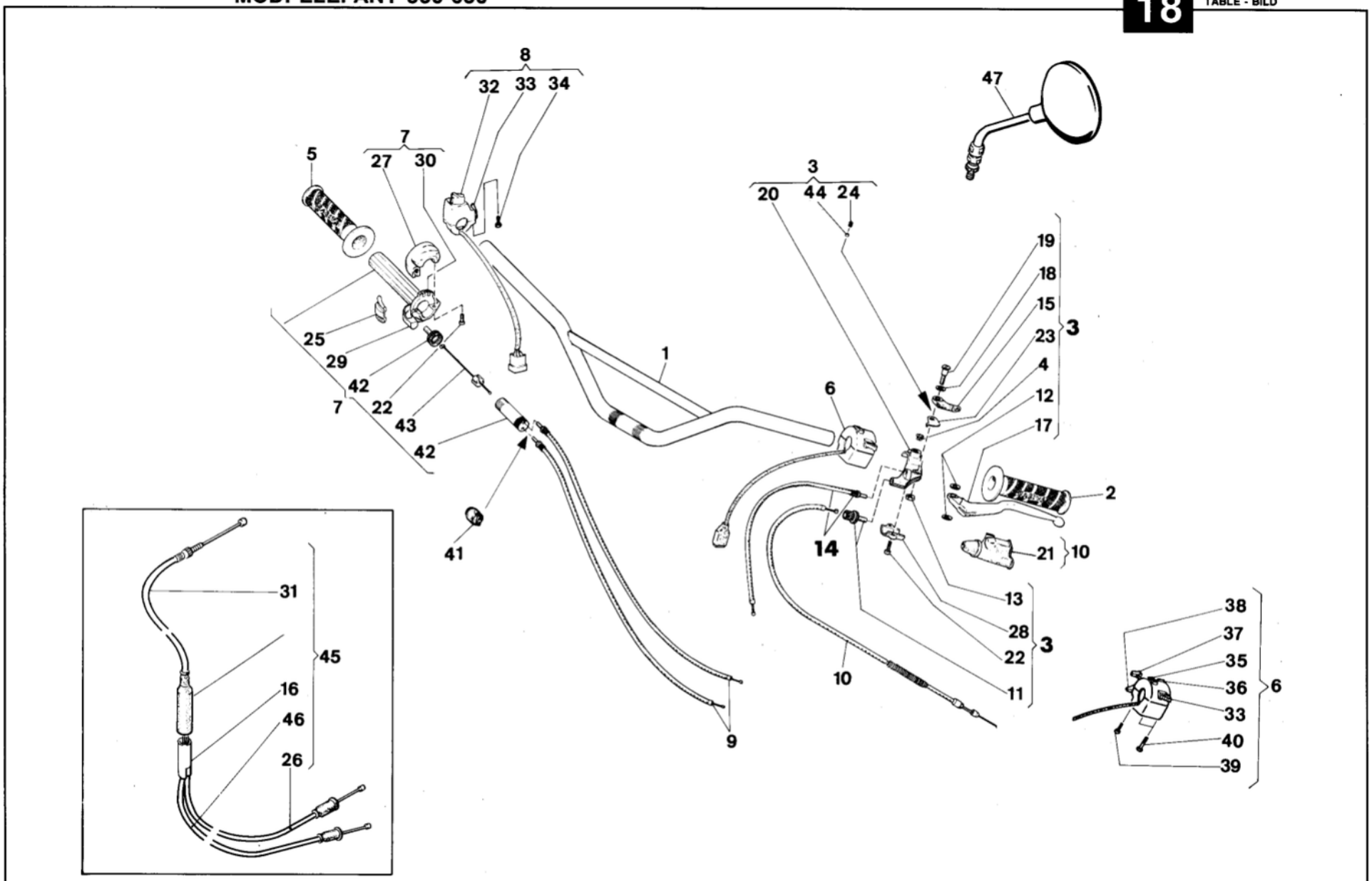
8
32 33 34
7
27 30
5
25
29
42
7
22
43
42
41
1
9
3
20 44 24
6
14
10
47
19
18
15
23
4
12
17
3
2
21
10
13
28
22
3
11
38
37
35
36
33
40
39
6
31
45
16
46
26

Note Notes Notes Marke	Index No. Pos. N.	Code N. Nr. Code N. Cod Code Nr.	DENOMINAZIONE	NAME	DESIGNATION	BESHREIBUNG	Q.ty Q.tà Q.te M.ge	Validity Validità Validité Gultig
**	1	42857	Manubrio	Handlebar	Guidon	Lenker	1	
**	2	39629	Manopola sinistra	Handle grip L.	Poignée G.	Lenker Festariff L.	1	
**	3	47129	Assieme comando frizione	Clutch control assy	Commande embr. compl.	Kupplungshebelgruppe	1	
**	4	33017	Tappo protezione allogg. specchietto	Plug	Bouchon	Verschuss	1	
**	5	39628	Manopola destra	Handle grip R.	Poignée D.	Lenker Festgriff R.	1	
**	6	46291	Commutatore sinistro	Commutator L.	Commutateur G.	Kommutator L.	1	
**	7	47131	Comando gas	Throttle control	Commande gaz	Gaszug	1	
**	8	46292	Commutatore destro	Commutator R.	Commutateur D.	Kommutator R.	1	
□	9	47564	Trasmissione comando gas	Throttle wite-sheat	Fil-gaine comm. gaz	Gaszugkabel	2	
●		47524	Trasmissione comando gas	Throttle with-sheat	Fil-gaine comm. gaz	Gaszugkabel	2	
**	10	47521	Trasmissione comando frizione	Clutch control cable	Câble embrayage compl.	Kupplungszug	2	
**	11	47823	Gruppo registro frizione	Clutch assy	Registre embr.	Kupplung	2	
**	12	47825	Rosetta elastica	Spring washer	Rondelle élastique	Federscheibe	4	
**	13	14868	Dado	Nut	Ecrou	Mutter	1	
□	14	47523	Trasmissione comando starter	Starter control transmission	Transmission commande starter	Fuhrungssteuerung des starters	1	F.m. 5N000804
●		47523	Trasmissione comando starter	Starter control transmission	Transmission commande starter	Fuhrungssteuerung des starters	1	
**	15	47822	Levetta comando starter	Starte control lever	Levier commande starter	Schalthebel des starters	1	
□	16	17747	Astuccio sdoppiatore	Slit case	Trousse à dédoubler	Entdoppelungstasche	1	D.m. 5N000805
**	17	47820	Leva comando frizione	Clutch lever	Levier comm. émbrayage	Kupplungshebel	1	
**	18	47826	Rosetta piana	Flat washer	Rondelle	Scheibe	1	
**	19	47824	Perno rotazione leva	Pin	Pivot	Stift	1	
**	20	47962	Supporto com. frizione	Holder	Support	Halter	1	
**	21	47446	Coprileva	Lever guard	Couvre-levier	Hebelschutz	1	
**	22	N7330-G19	Vite	Screw	Vis	Schraube	4	
**	23	47827	Piastrina fermo leva	Plate	Plaque	Platte	1	
**	24	47964	Molla	Spring	Ressort	Feder	1	
**	25	47845	Guidacavo	Câble guide	Guide-cable	Kabelfuhrung	1	
□	26	50918	Trasmissione lato destro	R. cables	Cable D.	Kabel R.	1	D.m. 5N000805
**	27	47958	Coperchietto anteriore	Front cover	Couvercle avant	Vorderdeckel	1	
**	28	47219	Cavallotto	Holder	Support	Halter	1	
**	29	47959	Coperchietto posteriore	Rear cover	Couvercle arrière	Hinterdeckel	1	
**	30	51135	Carrucola	Pulley	Poulie	Fuhrungsrolle	1	

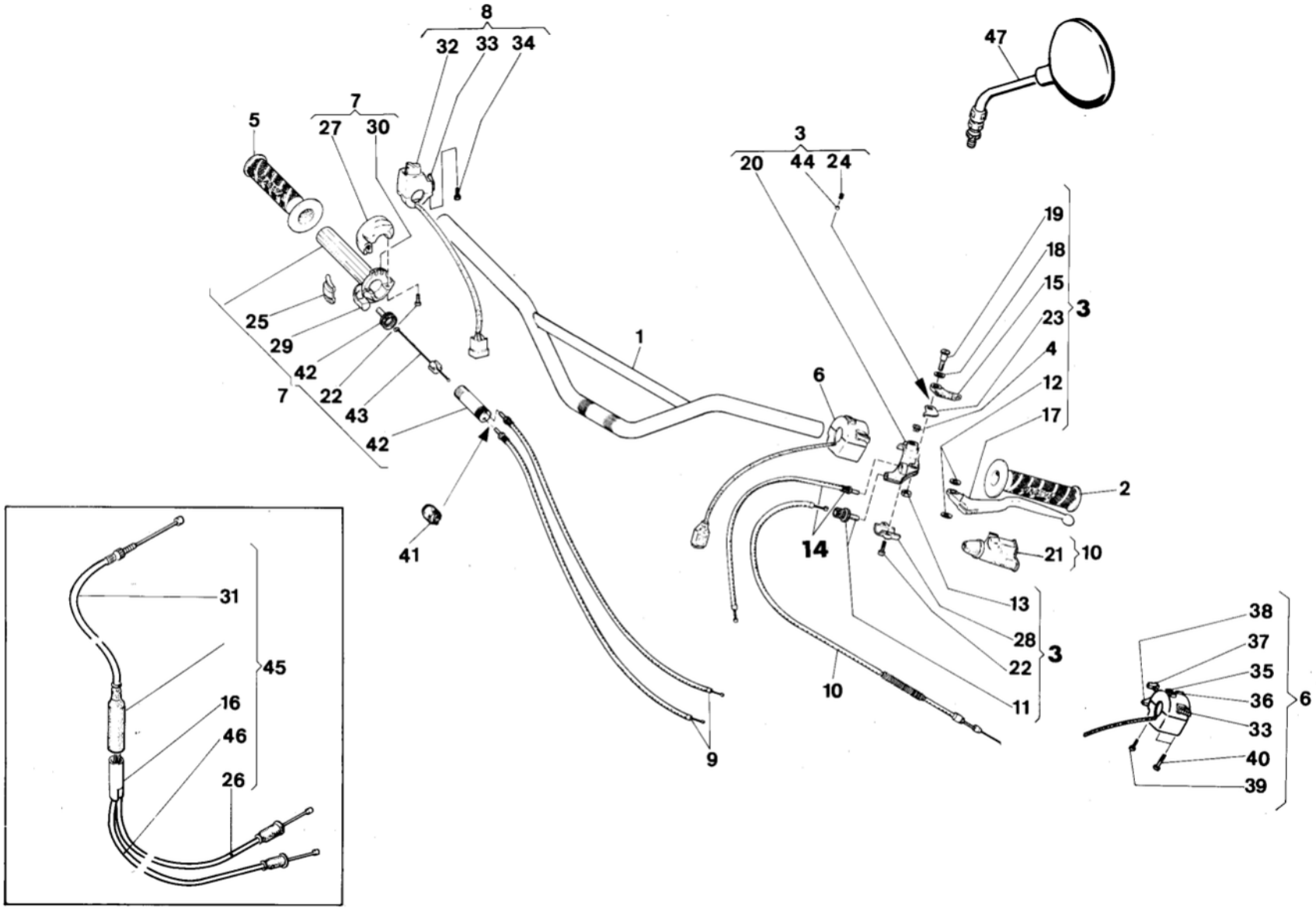
8
32 33 34
7
27 30
5
25
29
42
7
22
43
42
41
1
9
3
20 44 24
19
18
15
23
4
12
17
3
6
2
14
21
10
13
28
22
3
11
10
38
37
35
36
33
40
39
6
47
31
45
16
46
26

Note Notes Notes Marke	Index No. Pos. N.	Code N. Nr. Code N. Cod Code Nr.	DENOMINAZIONE	NAME	DESIGNATION	BESHREIBUNG	Q.ty Q.tà Q.te M.ge	Validity Validità Validité Gultig
□	31	50881	Trasmissione superiore	Upper cable	Câble superieur	Oberkabel	1	D.m. 5N000805
**	32	50771	Levetta «ENGINE STOP»	«ENGINE STOP» lever	Levier «ENGINE STOP»	«ENGINE STOP» Hebel	1	
**	33	50764	Pulsante avviamento ed anabagliante	Dimmer push button	Poussoir des anti-éblouissants	Drucktaste Abblendlicht	2	
**	34	50772	Vite	Screw	Vis	Schraube	2	
**	35	50765	Levetta luci di posizione	Parking lights lever	Levier feux de parc	Parkenlichthebel	1	
**	36	50766	Levetta anabbagliante-abbagliante	Low-beam, hig-beam lever	Levier feux et feux de route	Lichthebel	1	
**	37	50767	Levetta indicatori di direzione	Turn signals lever	Levier clignotant	Blinkerhebel	1	
**	38	50768	Levetta avvisatore acustico	Hooter lever	Levier avertisseur acoustique	Hupenhebel	1	
**	39	50769	Vite	Screw	Vis	Schraube	1	
**	40	50770	Vite	Screw	Vis	Schraube	2	
**	41	42979	Cappuccio	Cap	Capouchon	Kappe	1	
**	42	47847	Sdoppiatore compl.	Equalizer assy	Double-cable compl.	Kabelung Kpl.	1	
**	43	47846	Cavetto interno	Cable	Cable	Kabel	1	
**	44	47963	Sfera	Ball	Bille	Kugel	1	
□	45	50883	Trasmissione comando starter compl.	Assy starter gear trasmission	Transmission commande starter compl.	Starterantrieb kpl.	1	D.m. 5N000805
□	46	50882	Trasmissione lato sinistro	Left cable	Cable G.	Kabel L.	1	D.m. 5N000805
□	47	46355	Specchio retrovisore sin. (D, CH, F)	L. driving mirror	Rétroviseur G.	Ruckblickspiegel L.	1	
●			Specchio retrovisore sin. (D, CH, F, USA)	L. driving mirror	Rétroviseur G.	Ruckblickspiegel L.	1	
			★ : Elefant 650 F.m. 1N000989	★ : Elefant 650 F.m. 1N000989	★ : Elefant 650 F.m. 1N000989	★ : Elefant 650 F.m. 1N000989		

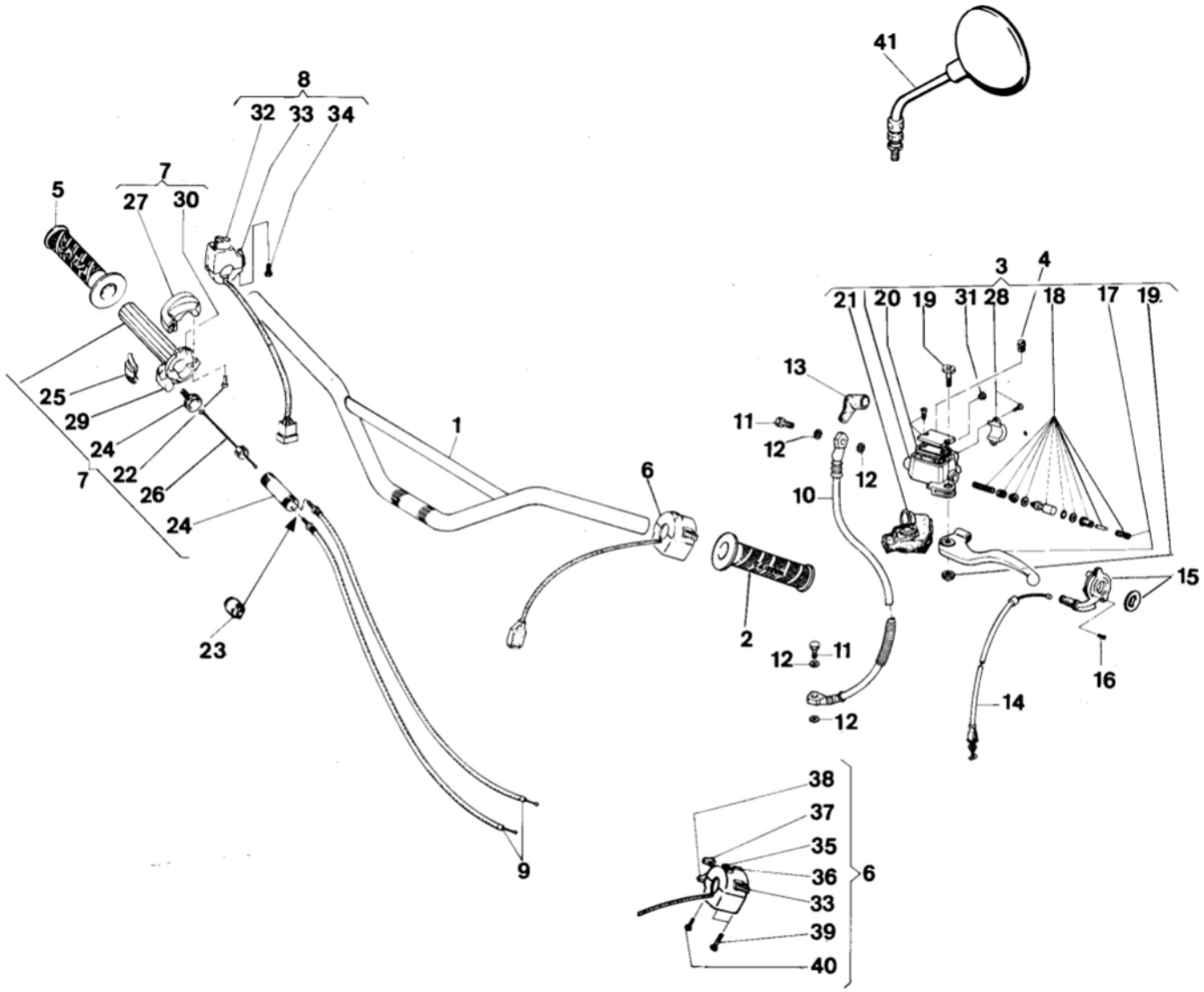
41
8
32 33 34
7
27 30
5
3 4
21 20 19 31 28 18 17 19
13
11
12
12
10
25
29
24
22
26
7
24
1
6
2
15
12 11
16
14
12
23
9
38
37
35
36
33
39
40
6

Note Notes Notes Marke	Index No. Pos. N.	Code N. Nr. Code N. Cod Code Nr.	DENOMINAZIONE	NAME	DESIGNATION	BESHREIBUNG	Q.ty Q.tà Q.te M.ge	Validity Validità Validité Gultig
•	1	42857	Manubrio	Handlebar	Guidon	Lenker	1	
•	2	39629	Manopola sinistra	Handle grip L.	Poignée G.	Lenker Festariff L.	1	
•	3	47132	Assieme pompa comando frizione	Clutch control pump assembly	Ensemble pompe commande embrayage	Pumpenaggregat Kupplungspedal	1	
•	4	33017	Tappo protezione allogg. specchietto	Plug	Bouchon	Verschluss	1	
•	5	39628	Manopola destra	Handle grip R.	Poignée D.	Lenker Festgriff R.	1	
•	6	48699	Commutatore sinistro	Commutator L.	Commutateur G.	Kommutator L.	1	
		48885	Commutatore sinistro (USA)	Commutator L.	Commutateur G.	Kommutator L.	1	
•	7	47131	Comando gas	Throttle control	Commande gaz	Gaszug	1	
•	8	46292	Commutatore destro	Commutator R.	Commutateur D.	Kommutator R.	1	
•	9	47524	Trasmissione comando gas	Throttle wite-sheat	Fil-gaine comm. gaz	Gaszugkabel	2	
•	10	46894	Tubo mandata olio	Pipe	Tuyau	Verbindung	1	
•	11	25988	Bocchettone	Smal opening	Vis de pass	Verschlusstopfen	2	
•	12	21480	Rosetta di tenuta	Washer	Rondelle	Scheibe	4	
•	13	25989	Cappuccio	Cap	Capouchon	Kappe	1	
•	14	48978	Trasmissione comando starter	Starter control transmission	Transmission commande starter	Fuhrungssteuerung des starters	1	
•	15	48928	Levetta comando starter	Starter control lever	Levier commande starter	Schalthebel des starters	1	
•	16	N3755-G22	Vite	Screw	Vis	Schraube	2	
•	17	47225	Leva completa	Lever assy	Levier compl.	Hebel Kpl.	1	
•	18	47226	Gruppo revisione guarnizioni	Seal set	Kit de joints	Dichtungsatz	1	
•	19	46664	Gruppo revisione perno	Pin repair kit	Nécessaire de réparation pour tourillon	Bolzen-Reparaturausstattung	1	
•	20	46665	Gruppo revisione tappo	Cap assy	Bouchon compl.	Verschluss kpl.	1	
•	21	49540	Coprileva	Lever guard	Couvre-levier	Hebelschutz	1	
•	22	N7330-G19	Vite	Screw	Vis	Schraube	2	
•	23	42979	Cappuccio	Cap	Capouchon	Kappe	1	
•	24	47847	Sdoppiatore completo	Equalizer assy	Double-câble compl.	Kabelung kpl.	1	
•	25	47845	Guidacavo	Cable guide	Guide-câble	Kabelfuhrung	1	
•	26	47846	Cavetto interno	Cable	Cable	Kabel	1	
•	27	47958	Coperchietto anteriore	Front cover	Couvercle avant	Vorderdeckel	1	
•	28	47420	Gruppo revisone cavallotto	U-bolt repair kit	Nécessaire de réparation pour étrier	U-Bolzen-Reparaturausstattung	1	
•	29	47959	Coperchietto posteriore	Rear cover	Couvercle arrière	Hinterdeckel	1	
•	30	51135	Carrucola	Pulley	Poulie	Fuhrungsrolle	1	
•	31	49654	Oblò	Porthole	Hublot	Kontrolloffnung	1	
•	32	50771	Levetta «ENGINE STOP»	«ENGINE STOP» lever	Levier «ENGINE STOP»	«ENGINE STOP» Hebel	1	
•	33	50764	Pulsante avviamento ed abbagliante	Driving beam and starting push-button	Poussoir de démarrage et du phare-route	Anlass-und Fernlichtknopf	2	
•	34	50772	Vite	Screw	Vis	Schraube	2	
•	35	50765	Levetta luci di posizione	Parking lights lever	Levier feux de parc	Parkenlichthebel	1	

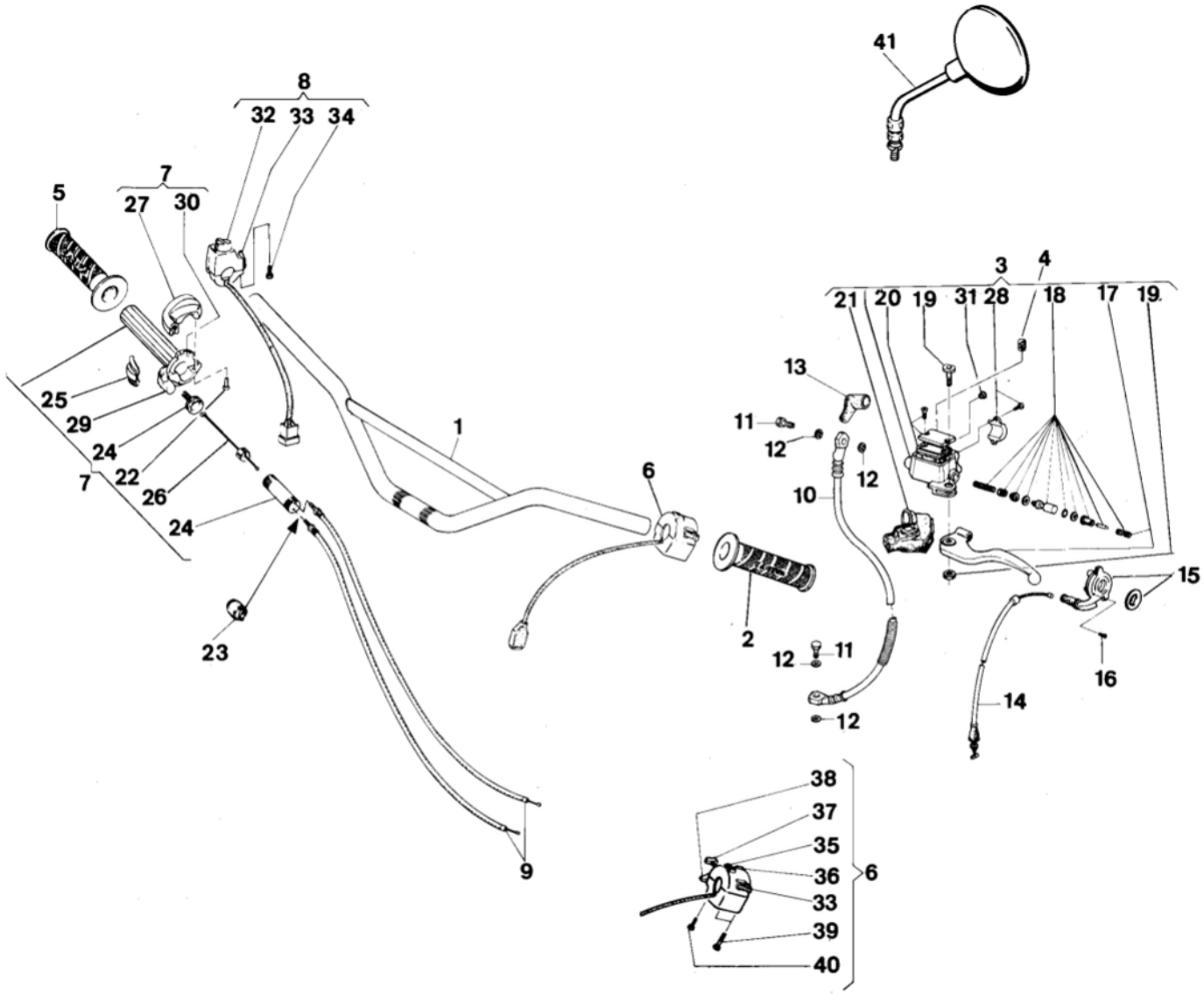
41
8
32 33 34
7
5
27 30
3
4
21 20 19 31 28 18 17 19
13
25
29
24
22
26
7
1
11
12
12
10
6
24
2
15
23
12
11
16
14
12
38
37
35
36
33
39
40
6
9

Note Notes Notes Marke	Index No. Pos. N.	Code N. Nr. Code N. Cod Code Nr.	DENOMINAZIONE	NAME	DESIGNATION	BESHREIBUNG	Q.ty Q.tà Q.te M.ge	Validity Validità Validité Gultig
•	36	50766	Levetta anabbagliante-abbagliante	Low-beam, hig-beam lever	Levier feux et feux de route	Lichthebel	1	
•	37	50767	Levetta indicatori di direzione	Turn signals lever	Levier clignotant	Blinkerhebel	1	
•	38	50768	Levetta avvisatore acustico	Hooter lever	Levier avertisseur acoustique	Hupenhebel	1	
•	39	50769	Vite	Screw	Vis	Schraube	1	
•	40	50770	Vite	Screw	Vis	Schraube	2	
•	41	46355	Specchio retrovisore sin. (D, CH, F, USA)	L. driving mirror	Rétroviseur G.	Ruckblickspiegel L.	1	
			* : D.m. 1N000990 F.m. 1N001504	* :D.m. 1N000990 F.m. 1N001504	* : D.m. 1N000990 F.m. 1N001504	* : D.m. 1N000990 F.m. 1N001504		

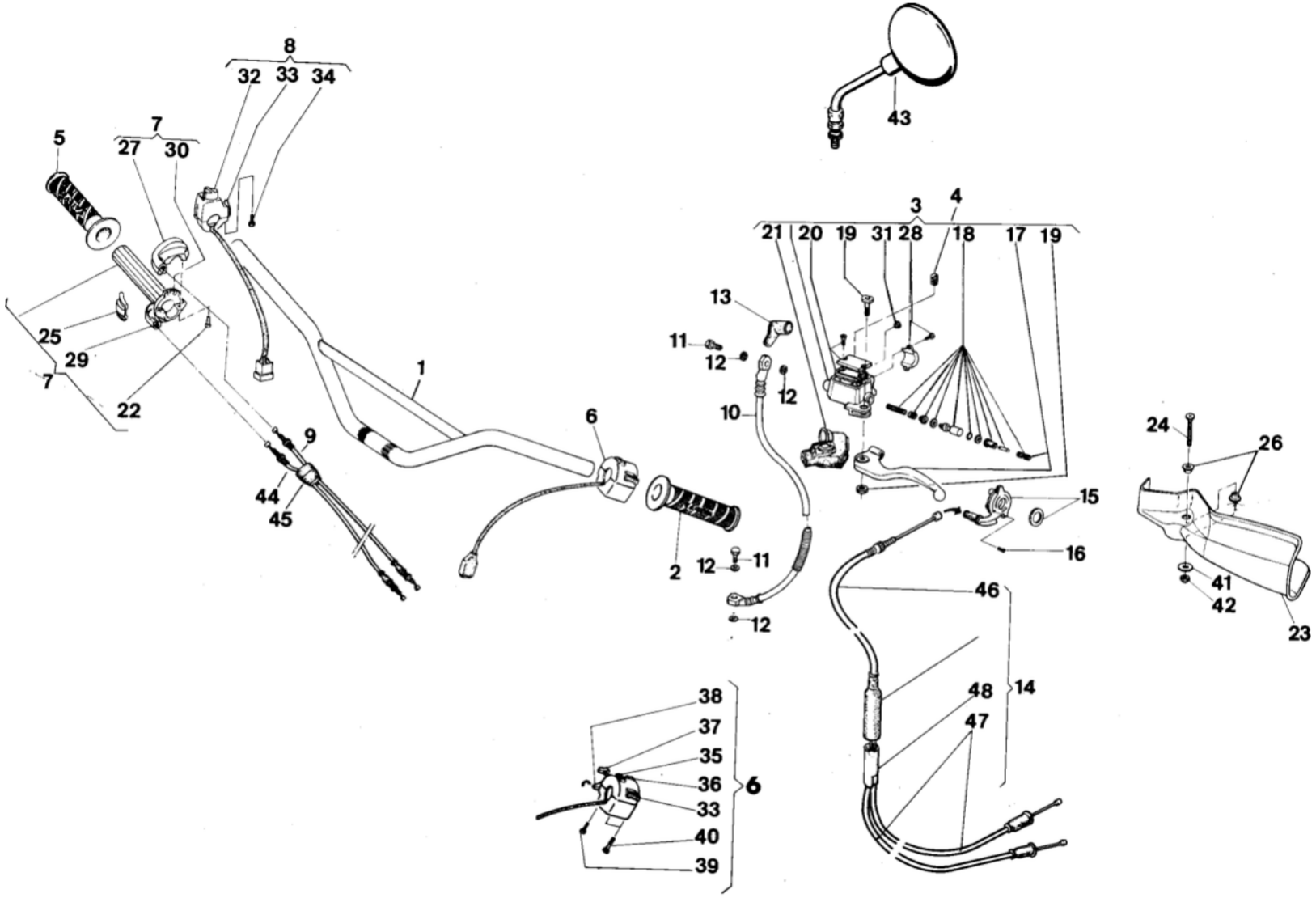
8
32 33 34
7
27 30
5
25
29
7
22
1
9
44
45
6
2
12
11
12
10
12
13
11
12
3
4
21 20 19 31 28 18 17 19
43
15
16
46
14
48
47
24
26
41
42
23
38
37
35
36
33
40
39
6

Note Notes Notes Marke	Index No. Pos. N.	Code N. Nr. Code N. Cod Code Nr.	DENOMINAZIONE	NAME	DESIGNATION	BESHREIBUNG	Q.ty Q.tà Q.te M.ge	Validity Validità Validité Gultig
•	1	51125	Manubrio	Handlebar	Guidon	Lenker	1	
•	2	39629	Manopola sinistra	Handle grip L.	Poignée G.	Lenker Festgriff L.	1	
•	3	47132	Assieme pompa comando frizione	Clutch control pump assembly	Ensemble pompe commande embrayage	Pumpenaggregat kupplungspedal	1	
•	4	33017	Tappo protezione allogg. specchietto	Plug	Bouchon	Verschluss	1	
•	5	39628	Manopola destra	Handle grip R.	Poignée D.	Lenker Festgriff R.	1	
•	6	48699	Commutatore sinistro	Commutator L.	Commutateur G.	Kommutator L.	1	
		48885	Commutatore sinistro (USA)	Commutator L.	Commutateur G.	Kommutator L.	1	
•	7	47965	Comando gas	Throttle control	Commande gaz	Gaszug	1	
•	8	46292	Commutatore destro	Commutator R.	Commutateur D.	Kommutator R.	1	
•	9	51879	Trasmissione comando gas	Throttle wite-sheat	Fil-gaine comm. gaz	Gaszugkabel	1	
•	10	46894	Tubo mandata olio	Pipe	Tuyau	Verbindung	1	
•	11	25988	Bocchettone	Smal opening	Vis de pass	Verschlusstopfen	2	
•	12	21480	Rosetta di tenuta	Washer	Rondelle	Scheibe	4	
•	13	25989	Cappuccio	Cap	Capouchon	Kappe	1	
•	14	50563	Trasmissione comando starter	Starter control transmission	Transmission commande starter	Fuhrungssteuerung des starters	1	
•	15	48928	Levetta comando starter	Starter control lever	Levier commande starter	Schalthebel des starters	1	
•	16	N3755-G22	Vite	Screw	Vis	Schraube	2	
•	17	47225	Leva completa	Lever assy	Levier compl.	Hebel Kpl.	1	
•	18	47226	Gruppo revisione guarnizioni	Seal set	Kit de joints	Dichtungsatz	1	
•	19	46664	Gruppo revisione perno	Pin repair kit	Nécessaire de réparation pour tourillon	Bolzen-Reparaturausstattung	1	
•	20	46665	Gruppo revisione tappo	Cap assy	Bouchon compl.	Verschluss kpl.	1	
•	21	49540	Coprileva	Lever guard	Couvre-levier	Hebelschutz	1	
•	22	N7330-G19	Vite	Screw	Vis	Schraube	2	
•	23	50193	Protezione sinistra	L. protection	Protection G.	L. Schutz	1	
•	24	37292	Vite	Screw	Vis	Schraube	1	
•	25	47845	Guidacavo	Cable guide	Guide-câble	Kabelfuhrung	1	
•	26	50321	Bussola	Bushing	Douille	Buchse	2	
•	27	47966	Coperchietto anteriore	Front cover	Couvercle avant	Vorderdeckel	1	
•	28	47420	Gruppo revisone cavallotto	U-bolt repair kit	Nécessaire de réparation pour étrier	U-Bolzen-Reparaturausstattung	1	
•	29	47967	Coperchietto posteriore	Rear cover	Couvercle arrière	Hinterdeckel	1	
•	30	51135	Carrucola	Pulley	Poulie	Fuhrungsrolle	1	
•	31	49654	Oblò	Porthole	Hublot	Kontrolloffnung	1	
•	32	50771	Levetta «ENGINE STOP»	«ENGINE STOP» lever	Levier «ENGINE STOP»	«ENGINE STOP» Hebel	1	
•	33	50764	Pulsante avviamento ed abbagliante	Driving beam and starting push-button	Poussoir de démarrage et du phare-route	Anlass-und Fernlichtknopf	2	
•	34	50772	Vite	Screw	Vis	Schraube	2	
•	35	50765	Levetta luci di posizione	Parking lights lever	Levier feux de parc	Parkenlichthebel	1	

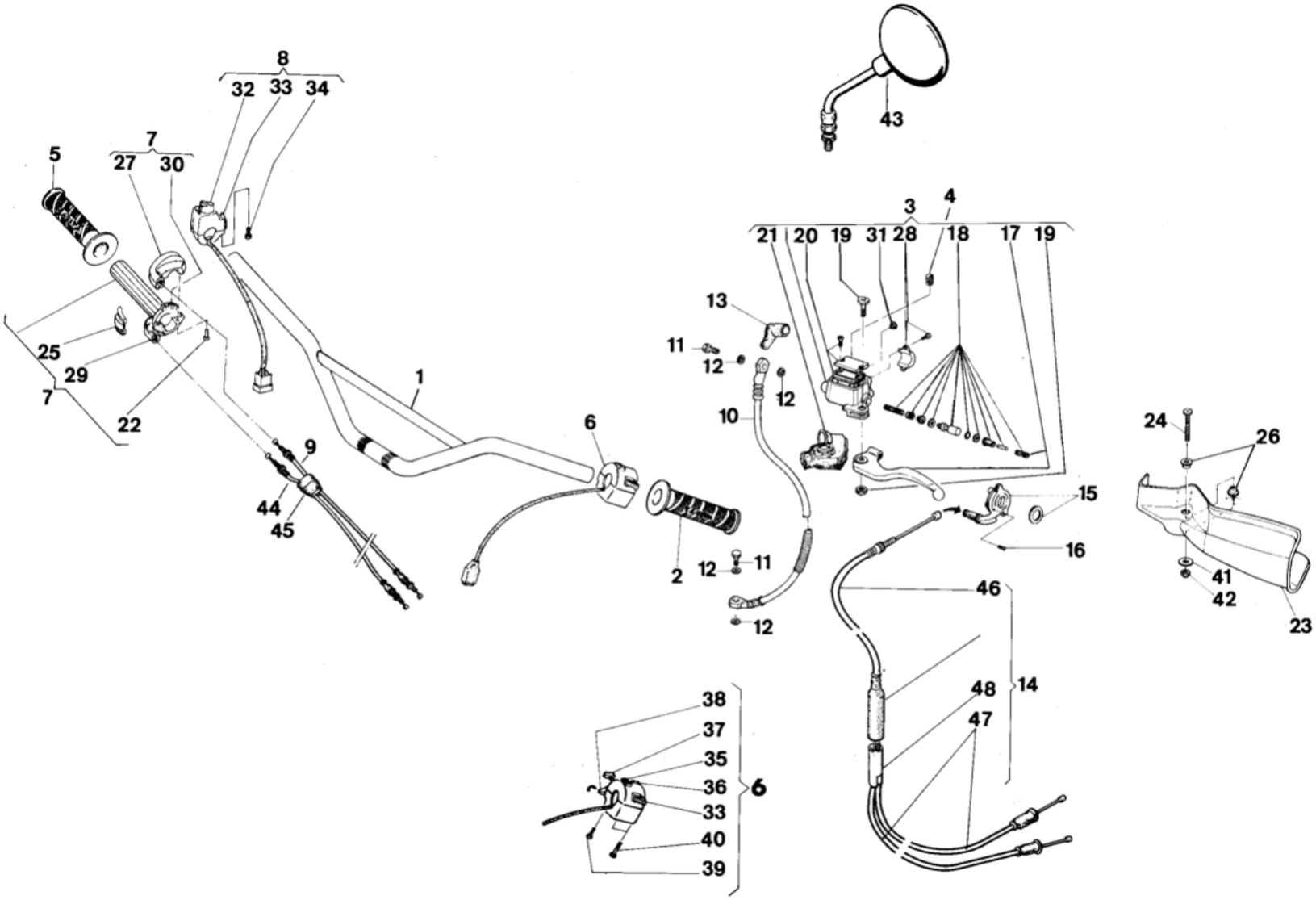
8
32 33 34
7
27 30
5
25
29
7
22
1
9
44
45
6
2
12
11
12
10
12
13
11
12
3
4
21 20 19 31 28 18 17 19
43
15
16
46
14
48
47
24
26
41
42
23
38
37
35
36
33
40
39
6

Note Notes Notes Marke	Index No. Pos. N.	Code N. Nr. Code N. Cod Code Nr.	DENOMINAZIONE	NAME	DESIGNATION	BESHREIBUNG	Q.ty Q.tà Q.te M.ge	Validity Validità Validité Gultig
•	36	50766	Levetta anabbagliante-abbagliante	Low-beam, hig-beam lever	Levier feux et feux de route	Lichthebel	1	
•	37	50767	Levetta indicatori di direzione	Turn signals lever	Levier clignotant	Blinkerhebel	1	
•	38	50768	Levetta avvisatore acustico	Hooter lever	Levier avertisseur acoustique	Hupenhebel	1	
•	39	50769	Vite	Screw	Vis	Schraube	1	
•	40	50770	Vite	Screw	Vis	Schraube	2	
•	41	36137	Rosetta piana	Flat washer	Rondelle	Scheibe	1	
•	42	N15192-G22	Dado	Nut	Ecrou	Mutter	1	
•	43	46355	Specchio retrovisore sin. (D, CH, F, USA)	L. driving mirror	Rétroviseur G.	Ruckblickspiegel L.	1	
•	44	51880	Trasmissione comando gas	Throttle wite-sheat	Fil-gaine comm. gaz.	Gaszugkabel	1	
•	45	50868	Cappuccio	Cap	Capouchon	Kappe	1	
•	46	50919	Trasmissione superiore	Upper cable	Câble superieur	Oberkabel	1	
•	47	51405	Trasmissione inferiore	Lower cable	Câble inférieure	Unterkabel	2	
•	48	17747	Astuccio sdoppiatore	Split case	Trousse à dédoubler	Entdoppelungstasche	1	
			* :D.m. 1N001505	* :D.m. 1N001505	* :D.m. 1N001505	* :D.m. 1N001505		

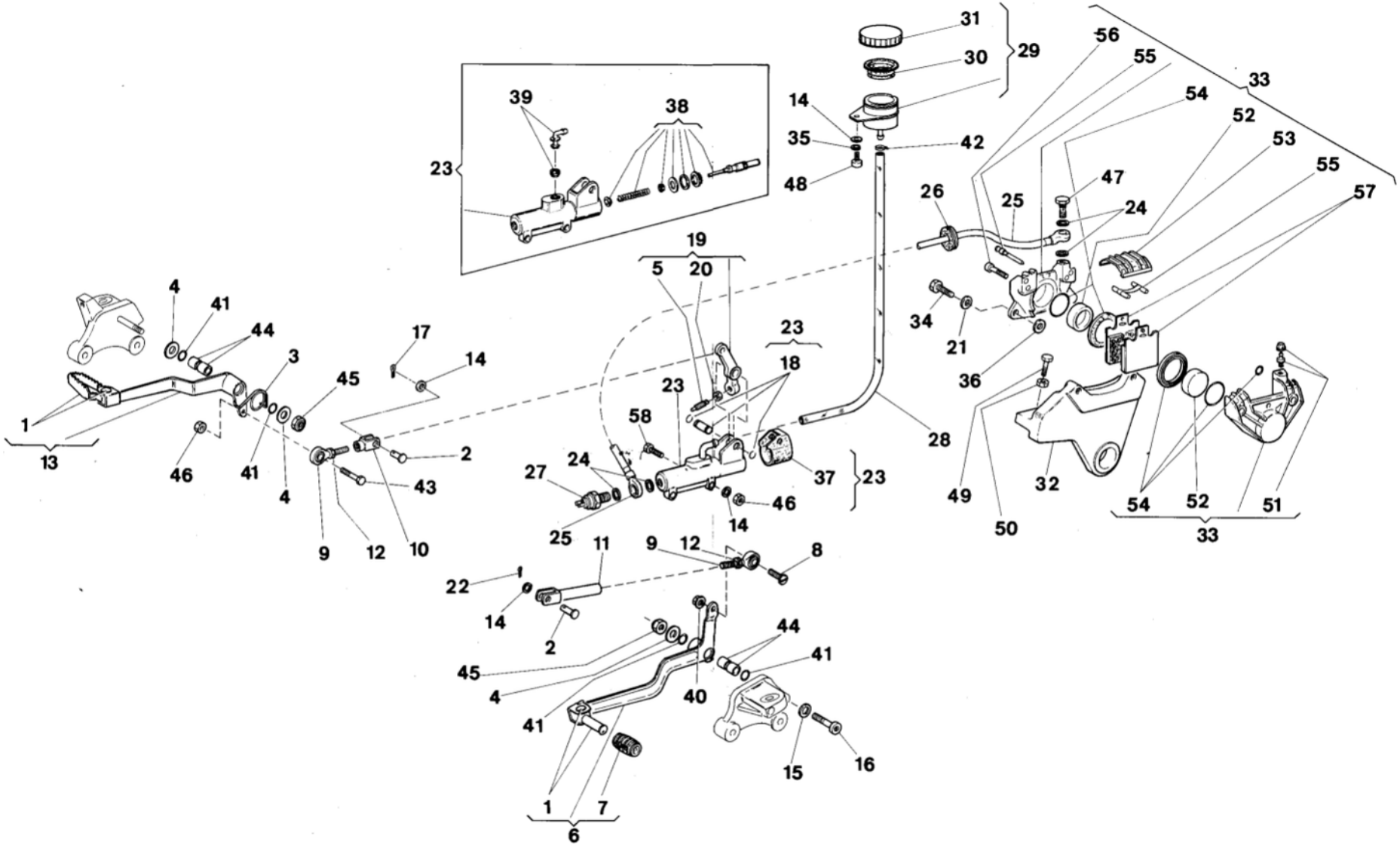
31
30
29
56
55
33
54
52
53
55
57
14
35
42
48
39
38
23
47
26
25
24
19
5
20
4
41
44
3
45
17
14
23
18
34
21
36
1
13
46
41
4
9
12
10
2
43
23
58
28
27
24
25
11
9
12
8
22
14
2
37
23
46
14
49
50
32
54
52
51
33
44
41
45
4
40
41
15
16
1
7
6

FRENO IDRAULICO POSTERIORE, COMANDO CAMBIO - REAR HYDRAULIC BRAKE, SHIFTER
FREIN HYDRAULIQUE ARRIÈRE, COMMANDE DE VITESSE - HINTERBREMSE, GANGSCHALTUNG

TAVOLA DRAWING TABLE BILD **19**

Elefant 350/650

Note Notes Notes Marke	Index No. Pos. N.	Code N. Nr. Code N. Cod Code Nr.	DENOMINAZIONE	NAME	DESIGNATION	BESHREIBUNG	Q.ty Q.tà Q.te M.ge	Validity Validità Validité Gultig
**	1	45412	Perno con molla e rosetta	Pin with spring and washer	Pivot avec ressort et rondelle	Stift mit Feder und Scheibe	1	
**	2	40865	Perno	Pin	Pivot	Stift	2	
□	3	45261	Molla	Spring	Ressort	Feder	1	F.m. 5N001489
		48372	Molla	Spring	Ressort	Feder	1	D.m. 5N001490
●		45261	Molla	Spring	Ressort	Feder	1	F.m.1N000989
		48372	Molla	Spring	Ressort	Feder	1	D.m.1N000990
**	4	1911	Rosetta piana	Flat washer	Rondelle	Scheibe	3	
**	5	45415	Vite di registro	Adjusting screw	Vis de réglage	Verstellungsschraube	1	
□	6	45410	Leva com. cambio	Gearchange lever	Levier comm. select	Schalthebel	1	
●		45410	Leva com. cambio	Gearchange lever	Levier comm. select	Schalthebel	1	F.m. 1N001504
		50386	Leva com. cambio	Gearchange lever	Levier comm. select	Schalthebel	1	D.m. 1N001505
**	7	29861	Manicotto	Rubber	Manchon	Gummimuffe	1	
**	8	41924	Vite	Screw	Vis	Schraube	1	
**	9	42333	Terminale con snodo	Articulated joint end	Bout du joint articulé	Anschlussklemme	2	
**	10	41067	Forcella	Fork	Fourche	Gabel	1	
**	11	42852	Forcella	Fork	Fourche	Gabel	1	
●		51488	Forcella (versione LUCKY EXPLORER)	Fork (version LUCKY EXPLORER)	Fourche (version LUCKY EXPLORER)	Gabel (version LUCKY EXPLORER)	1	D.m. 1N001505
**	12	N15033-G22	Dado	Nut	Ecrou	Mutter	2	
□	13	45442	Leva comando freno	Brake control lever	Levier comm. frein	Bremshebel	1	F.m. 5N001489
		48368	Leva comando freno	Brake control lever	Levier comm. frein	Bremshebel	1	D.m. 5N001490
●		45442	Leva comando freno	Brake control lever	Levier comm. frein	Bremshebel	1	F.m. 1N000989
		48368	Leva comando freno	Brake control lever	Levier comm. frein	Bremshebel	1	D.m. 1N000990
**	14	N15504-G22	Rondella	Washer	Rondelle	Scheibe	6	
**	15	N15506-G22	Rosetta piana	Flat washer	Rondelle	Scheibe	1	
**	16	N2562-G22	Vite	Screw	Vis	Schraube	1	
**	17	N20048	Copiglia	Cotter pin	Goupille	Splint	1	
**	18	45265	Gruppo revisione perno	Pin repair kit	Nécessaire de réparation pour tourillon	Bolzen-Reparaturausstattung	1	
**	19	45214	Leva com. pompa	Pump control lever	Levier comm. poumpe		1	
**	20	45417	Dado	Nut	Ecrou	Mutter	1	
**	21	N15769-G22	Rosetta elastica	Spring washer	Rondelle élastique	Federscheibe	2	
**	22	N20050	Copiglia	Cotter pin	Goupille	Splint	1	
**	23	45263	Pompa freno posteriore	Rear brake pump	Pompe frein arr.	Bremszylinder	1	
**	24	21480	Rondella	Washer	Rondelle	Scheibe	4	
**	25	45267	Tubo flessibile	Flex. pipe	Tuyau flex.	Schlauch	1	
●		49862	Tubo flessibile (USA, AUS)	Flex. pipe	Tuyau flex.	Schlauch	1	
**	26	42001	Gommino	Rubber	Caoutchouc	Gummisttuck	1	
**	27	37891	Interruttore idraulico stop	Hydr. stop switch	Interrupteur hydr. stop	Bremslichtschalter	1	
**	28	45268	Tubo flessibile	Flex. pipe	Tuyau flex.	Schlauch	1	
**	29	42346	Serbatoio olio completo	Oil tank assy	Reservoir oil compl.	Oeltank Kpl	1	
**	30	27065	Membrana a soffietto	Rubber boot	Soufflet	Membrane	1	
**	31	25304	Tappo completo	Cap	Bouchon	Deckel	1	

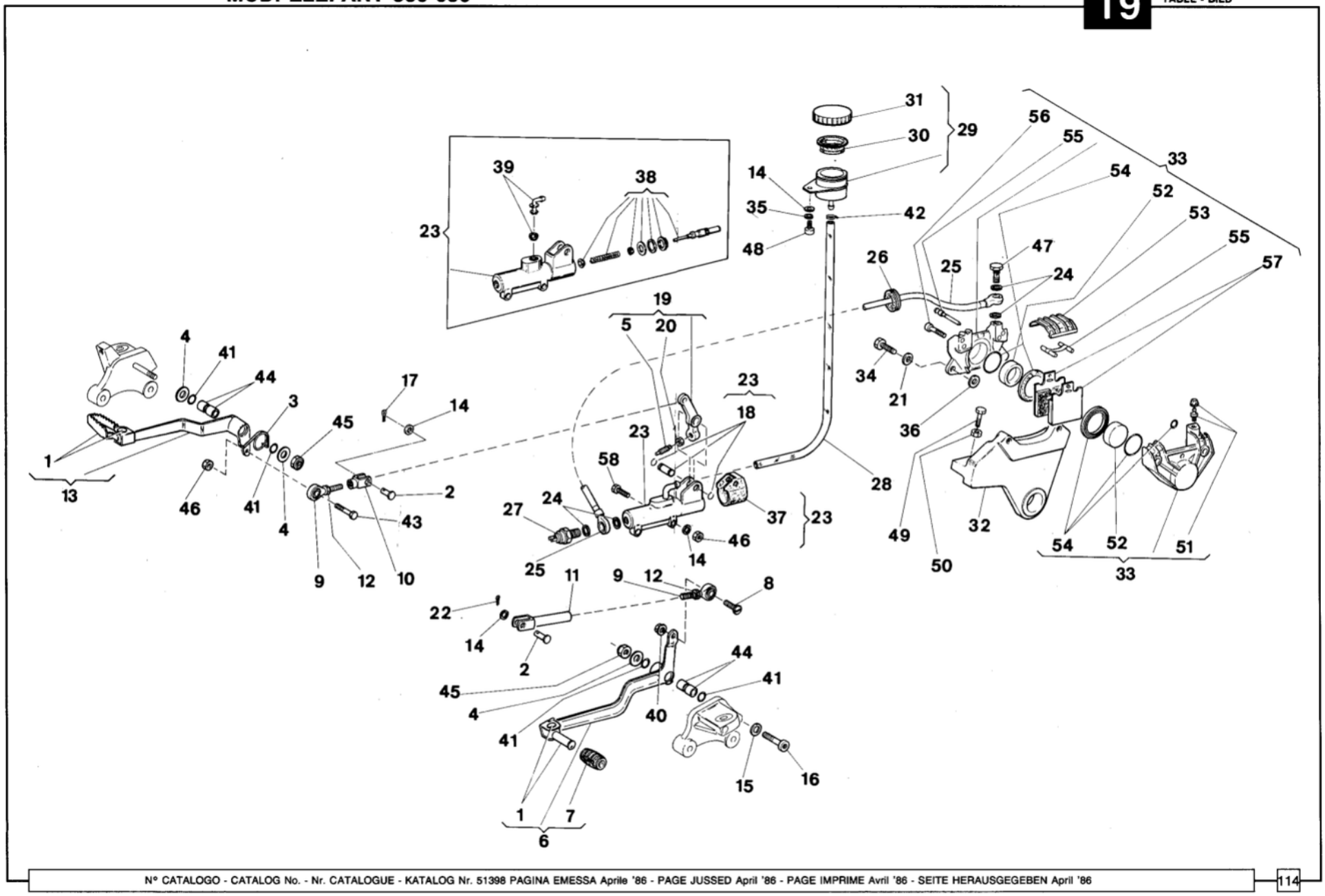
31
30
29
56
55
33
54
52
53
55
57
39
38
14
35
42
23
48
47
26
25
24
19
5
20
4
41
44
17
14
3
45
23
18
34
21
36
1
13
46
41
4
9
12
10
2
43
58
23
28
27
24
25
37
23
46
14
49
32
50
54
52
51
33
11
9
12
8
22
14
2
44
41
45
4
40
41
15
16
1
7
6

Note Notes Notes Marke	Index No. Pos. N.	Code N. Nr. Code N. Cod Code Nr.	DENOMINAZIONE	NAME	DESIGNATION	BESHREIBUNG	Q.ty Q.tà Q.te M.ge	Validity Validità Validité Gultig
**	32	44366	Piastra attacco pinza	Plate	Plaque	Platte	1	
•		51509	Piastra attacco pinza (versione LUCKY EXPLORER)	Plate (version LUCKY EXPLORER)	Plaque (version LUCKY EXPLORER)	Platte (version LUCKY EXPLORER)	1	D.m. 1N001505
**	33	44274	Pinza freno completa	Caliper assy	Etrier compl.	Greifen Kpl.	1	
**	34	N1141-G22	Vite	Screw	Vis	Schraube	2	
**	35	N15536-G22	Rondella elastica	Spring washer	Rondelle élastique	Federscheibe	1	
**	36		Rosetta di rasamento	Thrust washer	Rondelle dépaulement	Anlaufscheibe	2	
		5893/20	sp. 0,2 mm.	thick 0,2 mm.	ép. 0,2 mm.	st. o,2 mm.		
		5893/40	sp. 0,4 mm.	thick 0,4 mm.	ép. 0,4 mm.	st. 0,4 mm.		
		5893/60	sp. 0,6 mm.	thick 0,6 mm.	ép. 0,6 mm.	st. 0,6 mm.		
		5893/80	sp. 0,8 mm.	thick 0,8 mm.	ép. 0,8 mm.	st. 0,8 mm.		
**	37	45266	Cuffia parapolvere	Cover guard	Pare poussière	Staub Abdeckhaube	1	
**	38	45264	Gruppo revisione guarnizioni	Seal set	Kit de joints	Dichtungsatz	1	
**	39	42345	Gruppo revisione raccordo	Kit	Kit	Satz	1	
**	40	41512	Dado	Nut	Ecrou	Mutter	1	
**	41	23109	Anello OR	«O» Ring	Joint «OR»	«O» Ring	4	
**	42	18921	Fascetta	Clamp	Collier	Schelle	1	
**	43	N1083-G22	Vite	Screw	Vis	Schraube	2	
**	44	38103	Distanziale	Spacer	Entretoise	Distanzstück	2	
**	45	14668	Dado	Nut	Ecrou	Mutter	2	
**	46	14868	Dado	Nut	Ecrou	Mutter	3	
**	47	25988	Bocchettone	Smal opening	Vis de pass	Verschlusstopfen	1	
**	48	N2507-G22	Vite	Screw	Vis	Schraube	1	
**	49	50335	Vite	Screw	Vis	Schraube	1	
**	50	N15064-G22	Dado	Nut	Ecrou	Mutter	1	
**	51	39727	Gruppo revisione spurgo	Screws kit	Kit de jeu	Schraubenrep-Satz	1	
**	52	29058	Pistoncino	Piston	Piston	Kolben	2	
**	53	29066	Coperchio	Cover	Couvercle	Deckel	1	
**	54	29627	Gruppo revisione guarnizioni	Seal set	Kit de joints	Dichtungsatz	1	
**	55	48744	Gruppo revisione pastiglie	Pinks kit	Kit de pivots	Bremsbelagrep-Satz	1	
**	56	29061	Vite	Screw	Vis	Schraube	2	
**	57	46147	Coppia pastiglie	Pads couple	Couple pastilles	Bremsbelag	1	
**	58	N1087-G22	Vite	Screw	Vis	Schraube	2	

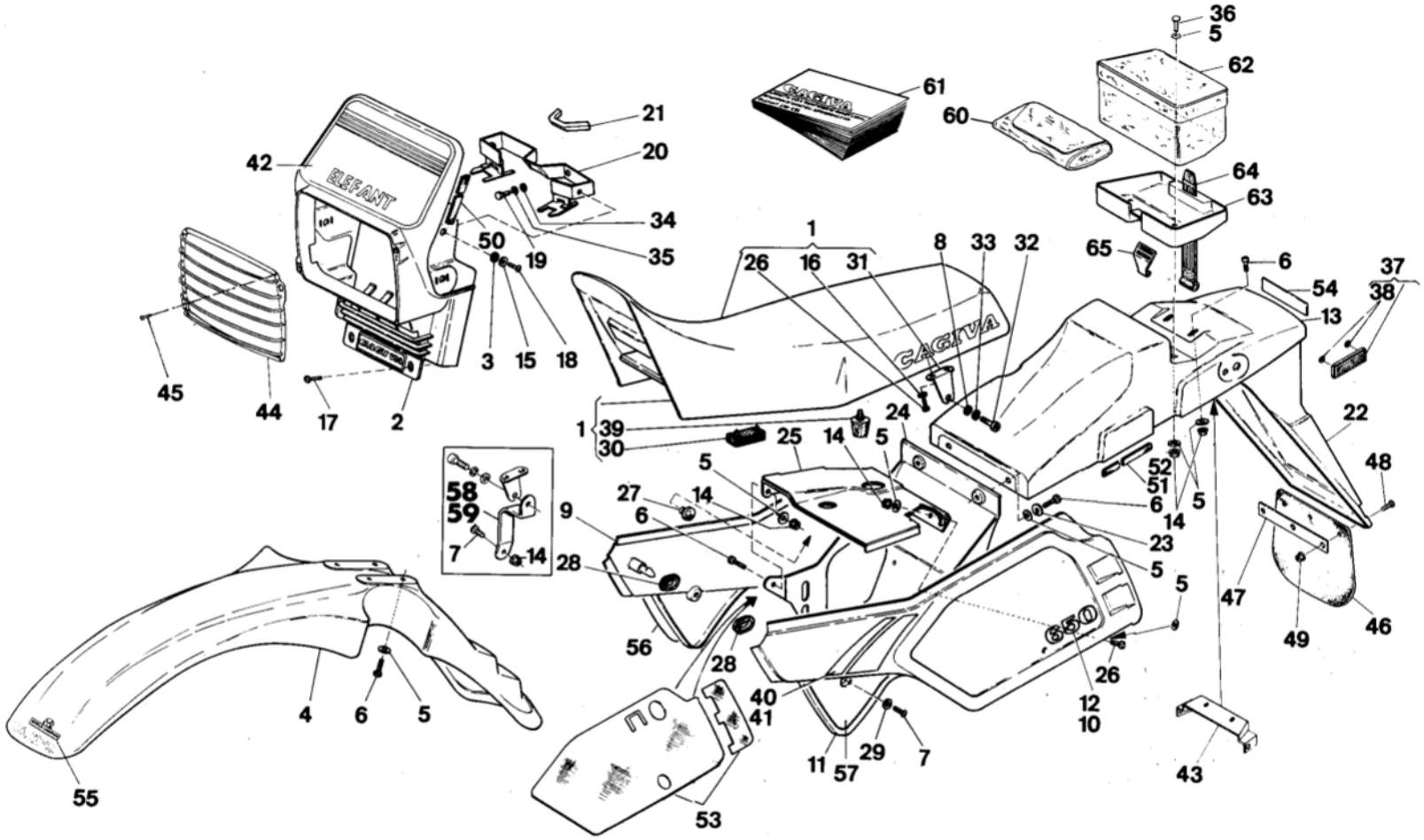
36
5
62
61
60
64
63
21
20
42
ELEFANT
34
35
50
19
1
26
16
31
8
33
32
65
6
54
37
38
13
3
15
18
45
44
17
2
1
39
30
25
14
24
5
22
48
52
51
5
6
14
23
58
59
7
14
9
27
14
6
28
5
5
47
49
46
56
28
26
12
10
40
41
4
6
5
11
57
29
7
43
55
53

Note Notes Notes Marke	Index No. Pos. N.	Code N. Nr. Code N. Cod Code Nr.	DENOMINAZIONE	NAME	DESIGNATION	BESHREIBUNG	Q.ty Q.tà Q.te M.ge	Validity Validità Validité Gultig
□	1	47900	Sella completa (AZZURRA)	Seat assy (LIGHT BLUE)	Siège compl. (AZUR)	Sattel kpl. (HELLBLAU)	1	F.m. 5N000804
		50184	Sella completa (AZZURRA)	Seat assy (LIGHT BLUE)	Siège compl. (AZUR)	Sattel kpl. (HELLBLAU)	1	D.m. 5N000805
●		44157	Sella completa (ROSSA)	Seat assy (RED)	Siège compl. (ROUGE)	Sattel kpl. (ROTE)	1	
**	2	41472	Portafaro anteriore	Front bulb holder	Porte-lampe avant	Vorderlampenhalter	1	
**	3	30232	Rosetta in gomma	Spring washer	Rondelle élastique	Federscheibe	2	
**	4	44141	Parafango anteriore	Front fender	Garde-boue avant	Vorderkotflugel	1	
**	5	21535	Rosetta piana	Flat washer	Rondelle	Scheibe	17	
**	6	N1081-G22	Vite	Screw	Vis	Schraube	12	
□	7	45175	Vite	Screw	Vis	Schraube	2	F.m. 5N000008
●								F.m. 1N000840
□		47551	Vite (D)	Screw	Vis	Schraube	2	F.m. 5N000008
●								F.m. 1N000840
□		45175	Vite	Screw	Vis	Schraube	3	D.m. 5N000009
								F.m. 5N000804
●								D.m. 1N000841
								F.m. 1N001504
□		47551	Vite (D)	Screw	Vis	Schraube	3	D.m. 5N000009
								F.m. 5N00804
●								D.m. 1N000841
								F.m. 1N001504
□		45175	Vite	Screw	Vis	Schraube	4	D.m. 5N000805
●								D.m. 1N001505
□		47551	Vite (D)	Screw	Vis	Schraube	4	D.m. 5N000805
●								D.m. 1N001505
**	8	11928	Rosetta piana	Flat washer	Rondelle	Scheibe	2	
**	9	44146	Pannello lato destro	Right panel	Panneau D.	Streifen R.	1	
●	10	44148	Adesivo destro (650)	Right trim (650)	Décalcomanie D. (650)	Abziehbild R. (650)	1	
□		47554	Adesivo destro (350)	Right trim (350)	Décalcomanie D. (350)	Abziehbild R. (350)	1	
**	11	44147	Pannello lato sinistro	Left panel	Panneau G.	Streifen L.	1	
●	12	44149	Adesivo sinistro (650)	Left trim (650)	Décalcomanie G. (650)	L. Abziehbild (650)	1	
□		47553	Adesivo sinistro (350)	Left trim (350)	Décalcomanie G. (350)	L. Abziehbild (350)	1	
**	13	44142	Parafango posteriore	Rear fender	Garde-boue arrière	Hinterkotflugel	1	
●		46351	Parafango post. (USA)	Rear fender	Garde boue AR.	Hinterkotflugel	1	

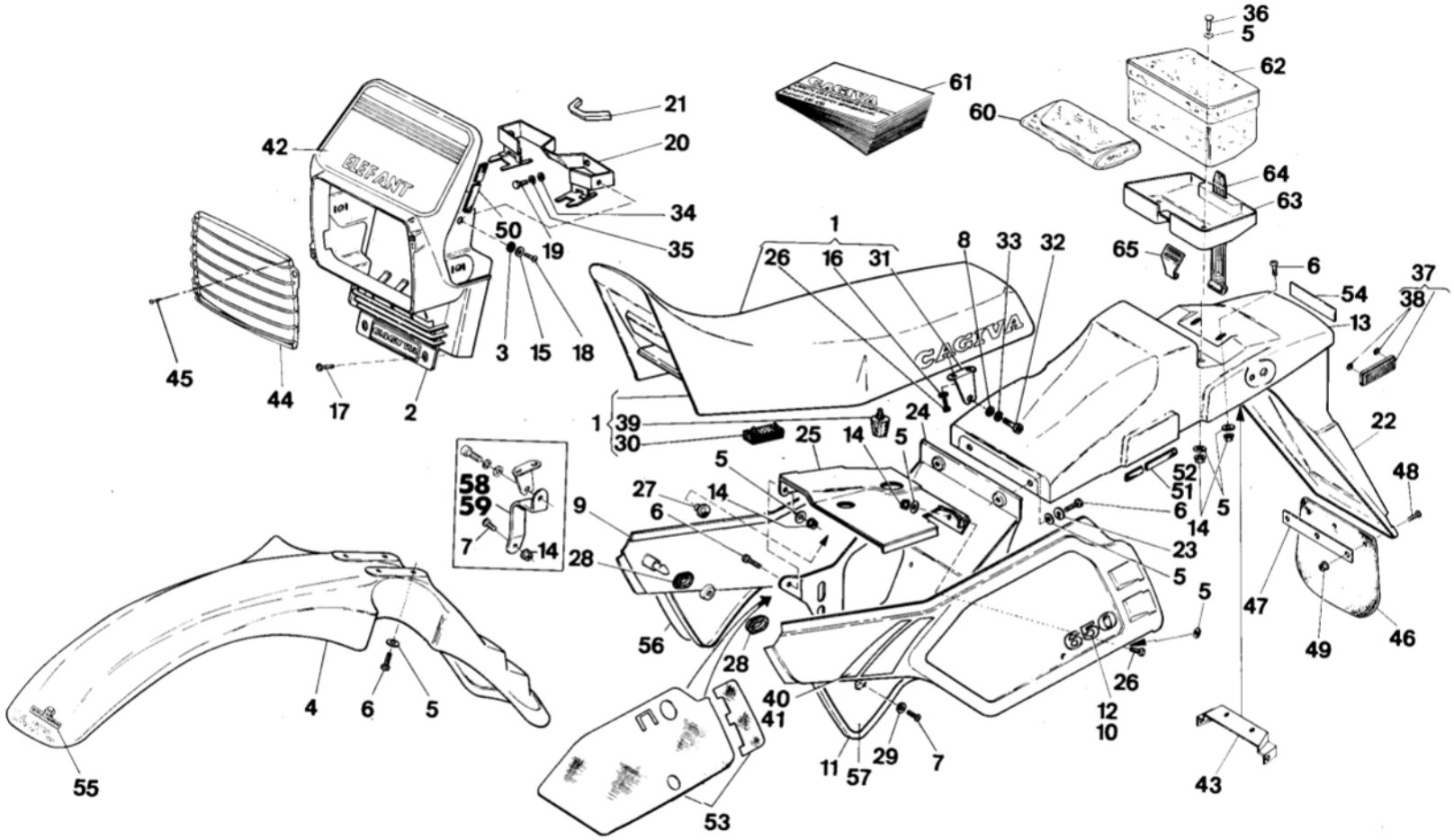
36
5
62
61
60
21
20
42
ELEFANT
34
35
50
19
64
63
1
26
16
31
8
33
32
65
6
37
38
54
13
45
44
17
2
3
15
18
CAGIVA
1
39
30
25
14
24
5
22
48
58
59
7
14
9
27
14
6
28
52
51
6
14
5
23
5
5
47
46
49
56
28
650
26
4
6
5
40
41
12
10
55
11
57
29
7
43
53

Note Notes Notes Marke	Index No. Pos. N.	Code N. Nr. Code N. Cod Code Nr.	DENOMINAZIONE	NAME	DESIGNATION	BESHREIBUNG	Q.ty Q.tà Q.te M.ge	Validity Validità Validité Gultig
□	14	41512	Dado	Nut	Ecrou	Mutter	7	F.m. 5N000008
●								F.m. 1N000840
□		41512	Dado	Nut	Ecrou	Mutter	8	D.m. 5N000009
●								F.m. 5N000804
								D.m. 1N000841
□		41512	Dado	Nut	Ecrou	Mutter	9	F.m. 1N001504
●								D.m. 5N000805
**	15	2709	Rosetta piana	Flat washer	Rondelle	Scheibe	2	D.m. 1N0001505
**	16	N15536-G22	Rosetta elastica	Spring washer	Rondelle élastique	Federscheibe	4	
**	17	33683	Vite	Screw	Vis	Schraube	2	
**	18	33564	Vite	Screw	Vis	Schraube	2	
**	19	N1048-G22	Vite	Screw	Vis	Schraube	2	
**	20	46271	Staffa	Stirrup	Etrier	Strupp	1	
**	21	40344	Protezione	Guard	Protection	Schutz	1	
**	22	44143	Portatarga	Number plate holder	Porte plaque	Nummernschildhalter	1	
**	23	N15536	Rosetta elastica	Spring washer	Rondelle élastique	Federscheibe	2	
**	24	42884	Protezione scatola filtro	Air filter guard	Protection boite à filtre	Luftfilterschutz	1	
**	25	45405	Piastra supporto batteria	Plate	Plaque	Platte	1	
**	26	N1079-G22	Vite	Screw	Vis	Schraube	7	
□	27	45042	Gommino	Rubber	Caoutchouc	Gummistuck	1	F.m. 5N000008
●			Gommino	Rubber	Caoutchouc	Gummistuck	1	F.m. 1N000840
**	28	41874	Antivibrante	Damper bushing	Element antivibrant	Vibrierschatzelement	4	
**	29	45192	Rosetta	Washer	Rondelle	Scheibe	2	
**	30	37358	Tampone	Pad	Tampon	Stopfen	3	
**	31	42877	Attacco posteriore	Rear linkage	Attaque post.	Hinterverschluss	2	
**	32	N2556-G22	Vite	Screw	Vis	Schraube	2	
**	33	N15538	Rosetta elastica	Spring washer	Rondelle élastique	Federscheibe	2	
**	34	N15503-G22	Rosetta piana	Flat washer	Rondelle	Scheibe	2	
**	35	N15535-G22	Rosetta elastica	Spring washer	Rondelle élastique	Federscheibe	2	
**	36	N1081-G22	Vite	Screw	Vis	Schraube	2	
●	37	45437	Catadiottro compl. (USA)	Reflector	Catadioptrique	Rucksrtaher	2	
●	38	32690	Molletta (USA)	Spring	Ressort	Feder	2	
**	39	23151	Tampone	Pad	Tampon	Stopfen	1	
●	40	47555	Adesivo pannello sinistro	Left trim	Décalc. G.	L. Streifen	1	
□		47831	Adesivo pannello sinistro	Left trim	Décalc. G.	L. Streifen	1	
●	41	47556	Adesivo pannello destro	Right trim	Décalc. D.	R. Streifen	1	
□		47830	Adesivo pannello destro	Right trim	Décalc. D.	R. Streifen	1	

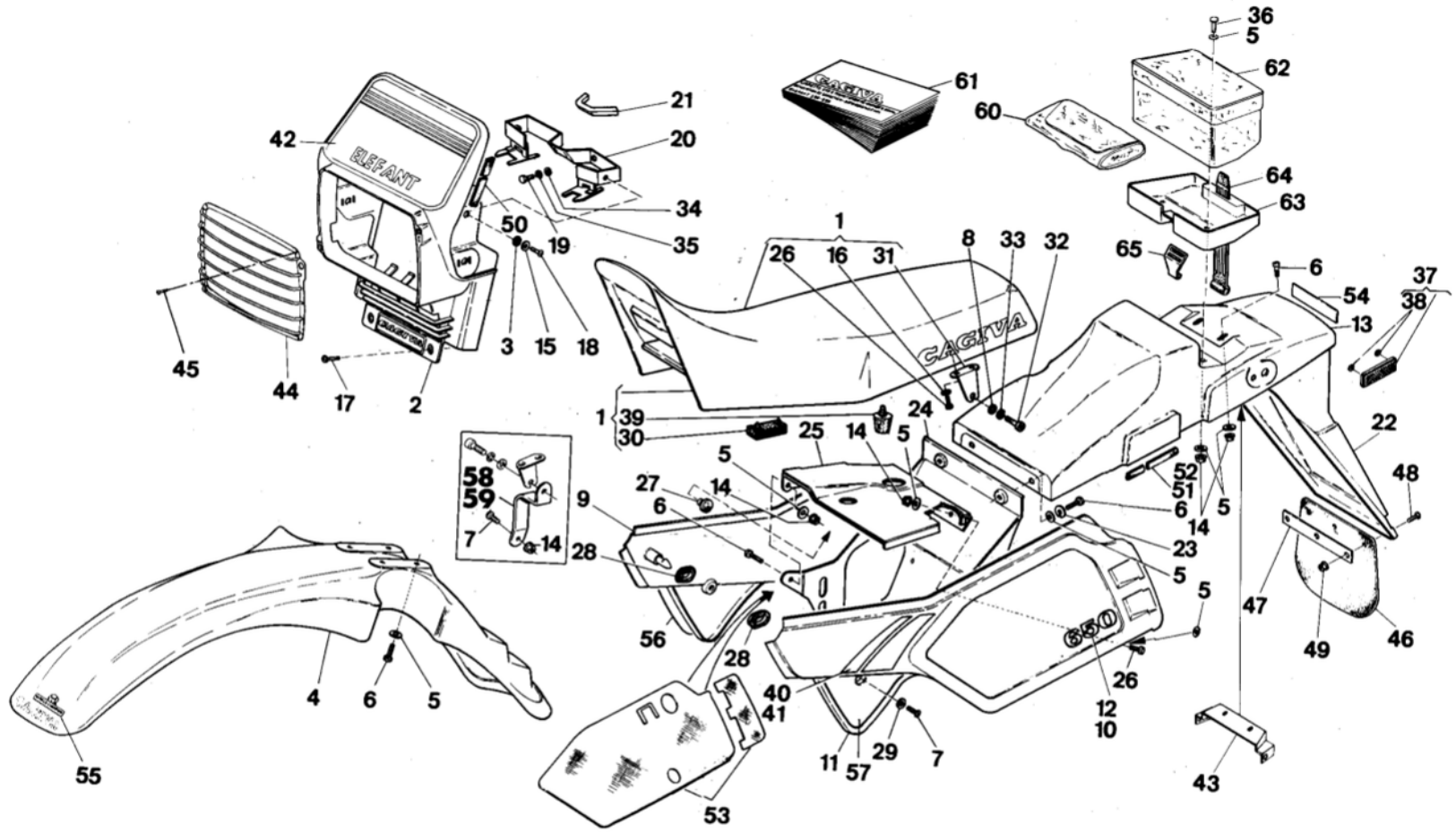
36
5
62
61
60
21
20
42
ELEFANT
64
63
34
35
50
19
1
26
16
31
8
33
32
65
6
37
38
54
13
45
44
17
2
3
15
18
CAGIVA
1
39
30
25
14
24
5
22
58
59
7
14
9
27
14
6
5
52
51
6
14
5
48
28
23
5
5
47
56
28
40
41
4
6
5
55
11
57
29
7
12
10
26
49
46
43
53

Note Notes Notes Marke	Index No. Pos. N.	Code N. Nr. Code N. Cod Code Nr.	DENOMINAZIONE	NAME	DESIGNATION	BESHREIBUNG	Q.ty Q.tà Q.te M.ge	Validity Validità Validité Gultig
□	42	47881	Adesivo	Trim	Décalcomania	Streifen	1	
●		47882	Adesivo	Trim	Décalcomania	Streifen	1	
**	43	48520	Rinforzo	Reinforcement	Renforcement	Verstarkung	1	
**	44	41473	Protezione	Guard	Protection	Schutz	1	
**	45	41509	Vite	Screw	Vis	Schraube	4	
**	46	36410	Paraspruzzi (D)	Rear end	Terminal AR.	Hinterkiff	1	
		50419	Paraspruzzi (CH)	Rear end	Terminal AR.	Hinterkiff	1	
**	47	36411	Rinforzo (D, CH)	Reinforcement	Renforcement	Verstarkung	1	
**	48	33659	Vite (D, CH)	Screw	Vis	Schraube	3	
**	49	14668	Dado (D, CH)	Nut	Ecrou	Mutter	3	
**	50	46483	Protezione (D)	Guard	Protection	Schutz	1	
**	51	47546	Protezione destra (D)	R. guard	Protection D.	Schutz R.	1	
**	52	47545	Protezione sinistra (D)	L. guard	Protection G.	Schutz L.	1	
**	53	47459	Protezione in amianto	Guard	Protection	Schutz	1	
**	54	48839	Adesivo «MADE IN ITALY»	«MADE IN ITALY» trim	Décalcomanie «MADE IN ITALY»	Abziehbild «MADE IN ITALY»	1	
**	55	50315	Adesivo «World Champion»	«World Champion» trim	Décalc. «World Champion»	«World Champion» Abziehbild	1	
**	56	48670	Adesivo inferiore destro	Lower right trim	Décalcomanie inferieure D.	Abziehbild unter R.	1	
**	57	48671	Adesivo inferiore sinistro	Lower left trim	Décalcomanie inferieure G.	Abziehbild unter L.	1	
□ ●	58	48702	Staffa destra	R.flask	Bride D.	R. Bugel	1	D.m. 5N000009 D.m. 1N000841
□ ●	59	49472	Staffa sinistra	L.clamp	Bricle gauche	L. Bugel	1	D.m. 5N000805 D.m. 1N001505
**	60	45199	Borsa attrezzi completa	Tools case assy	Trousse à outils compl.	Werkzeugstasche	1	
**	61	45189	Libretto uso e manutenzione	Owner's manual	Emploi d' entretien	Handbuch	1	
●		47955	Libretto uso e manutenzione (USA)	Owner's manual	Emploi d' entretien	Handbuch	1	
**	62	45197	Contenitore borsa attrezzi	Tools case container	Conteneur trousse à outils	Behalter fur Werkzeugtasche	1	
**	63	45198	Base per contenitore	Container base	Base du conteneur	Behalterlager	1	
**	64	23433	Fascia elastica	Elastic clamp	Collier élastique	Gummischelle	1	
**	65	34643	Fermaglio	Retainer	Arret	Aufhalter	1	
			* :Per Elefant 650 F.m. 1N001504	* :For Elefant 650 F.m. 1N001504	* :Pour Elefant 650 F.m. 1N001504	* :Fur Elefant 650 F.m. 1N001504		

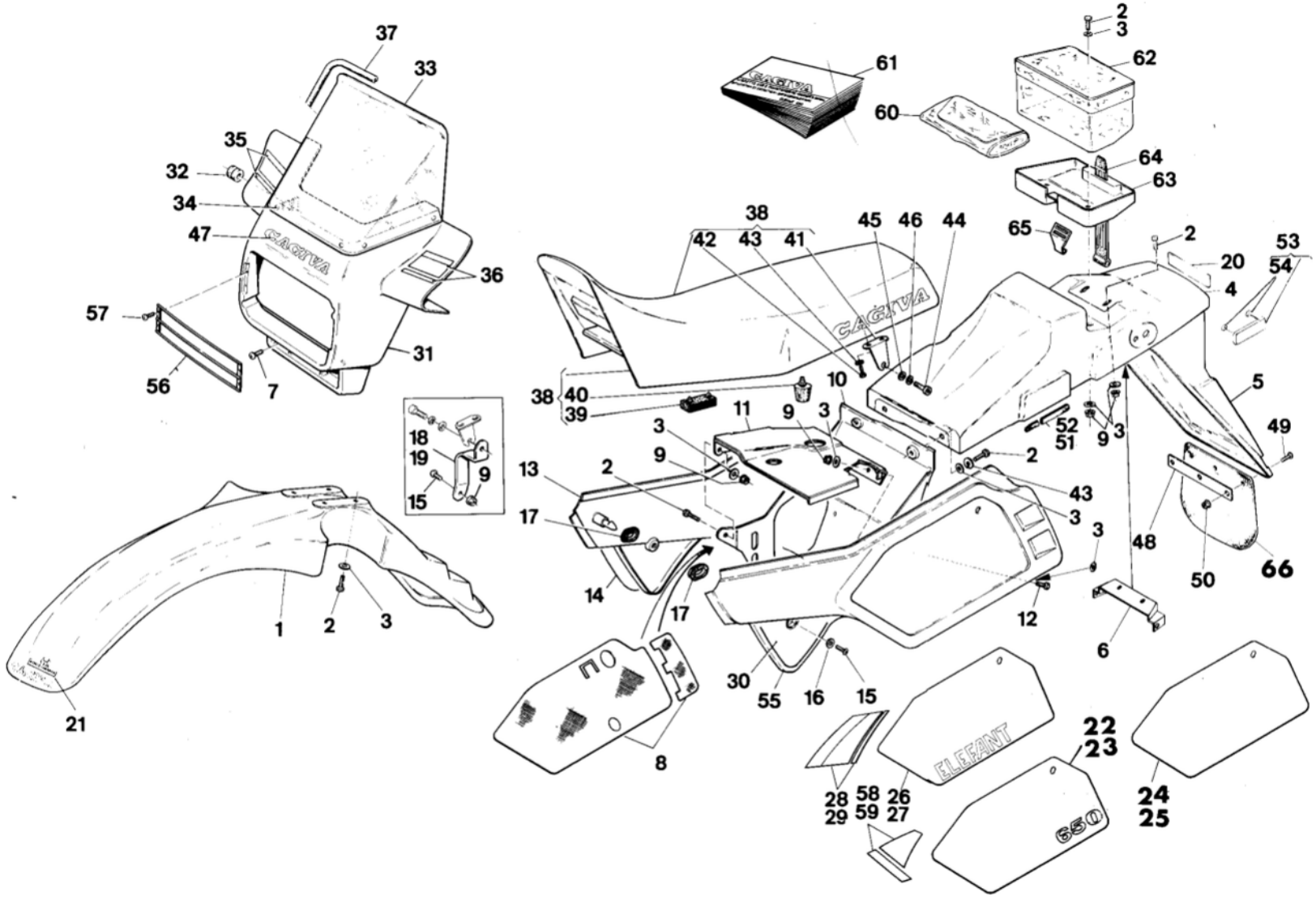
37
33
35
32
34
47
36
57
31
56
7
38
42
43
41
45
46
44
61
60
2
3
62
64
63
65
2
20
53
54
4
5
49
66
50
48
6
12
3
43
3
2
52
51
9
3
10
11
9
3
38
40
39
3
9
13
2
17
14
17
1
2
3
21
18
19
9
15
8
30
55
16
15
28
29
58
59
26
27
22
23
24
25
ELEFANT
650

Note Notes Notes Marke	Index No. Pos. N.	Code N. Nr. Code N. Cod Code Nr.	DENOMINAZIONE	NAME	DESIGNATION	BESHREIBUNG	Q.ty Q.tà Q.te M.ge	Validity Validità Validité Gultig
•	1	44141	Parafango anteriore	Front fender	Garde-boue avant	Vorderkotflugel	1	
•	2	N1081-G22	Vite	Screw	Vis	Schraube	12	
•	3	21535	Rosetta piana	Flat washer	Rondelle	Scheibe	17	
•	4	44142	Parafango posteriore	Rear fender	Garde-boue arrière	Hinterkotflugel	1	
•	5	44143	Portatarga	Number plate holder	Porte plaque	Nummernschildhalter	1	
•	6	48520	Rinforzo	Reinforcement	Renforcement	Verstarkung	1	
•	7	48463	Vite	Screw	Vis	Schraube	2	
•	8	47459	Protezione in amianto	Guard	Protection	Schutz	1	
•	9	41512	Dado	Nut	Ecrou	Mutter	9	
•	10	42884	Protezione scatola filtro	Air filter guard	Protection boite à filtre	Luftfilterschutz	1	
•	11	45405	Piastra supporto batteria	Plate	Plaque	Platte	1	
•	12	N1079-G22	Vite	Screw	Vis	Schraube	3	
•	13	44146	Pannello lato destro	Right panel	Panneau D.	Streifen R.	1	
•	14	48670	Adesivo inferiore	Lower trim	Décalcomanie inferieure	Unterabziehbild	1	
•	15	45175	Vite	Screw	Vis	Schraube	4	
		47551	Vite (D)	Screw	Vis	Schraube	4	
•	16	45192	Rosetta piana	Flat washer	Rondelle	Scheibe	2	
•	17	41874	Antivibrante	Damper bushing	Element antivibrant	Vibrierschatzelement	4	
•	18	48702	Staffa destra	R.flask	Bride D.	R. Bugel	1	
•	19	49472	Staffa sinistra	L.clamp	Bricle gauche	L. Bugel	1	
•	20	48839	Adesivo «MADE IN ITALY»	«MADE IN ITALY» trim	Décalcomanie «MADE IN ITALY»	Abziehbild «MADE IN ITALY»	1	
•	21	50315	Adesivo «World Champion»	«World Champion» trim	Décalc. «World Champion»	«World Champion» Abziehbild	1	
•	22	44149	Adesivo sinistro 650	Left trim 650	Décalcomanie G. 650	L. Abziehbild 650	1	
			(motocicli BIANCO/AZZURRI)	(motorcycles WHITE and LIGHT BLUE)	(motocyclette BLANCHE et BLEU)	(WEISS und HELLBLAU Motorrad)		
•	23	44148	Adesivo destro 650	Right trim 650	Décalcomanie D. 650	Abziehbild 650	1	
			(motocicli BIANCO/AZZURRI)	(motorcycles WHITE and LIGHT BLUE)	(motocyclette BLANCHE et BLEU)	(WEISS und HELLBLAU Motorrad)		
•	24	51563	Adesivo sin. (Versione LUCKY EXPLORER)	Left trim (LUCKY EXPLORER)	Décalcomanie G. (LUCKY EXPLORER)	L. Abziehbild (LUCKY EXPLORER)	1	
•	25	51564	Adesivo destro (versione LUCKY EXPLORER)	D. trim (LUCKY EXPLORER)	Décalcomanie D. (LUCKY EXPLORER)	Abziehbild R. (LUCKY EXPLORER)	1	
•	26	50949	Adesivo sinistro	Left trim	Décalcomanie G.	L. Abziehbild	1	
			(motocicli NERI)	(motorcycles BLACK)	(motocyclette NOIRE)	(SCHWARZ Motorrad)		
•	27	50950	Adesivo destro	Right trim	Décalcomanie D.	Abziehbild	1	
			(motocicli NERI)	(motorcycles BLACK)	(motocyclette NOIRE)	(SCHWARZ Motorrad)		
•	28	50951	Adesivo sinistro	L. trim	Décalcomanie G.	L. Abziehbild	1	
			(motocicli NERI)	(motorcycles BLACK)	(motocyclette NOIRE)	(SCHWARZ Motorrad)		
•	29	50952	Adesivo destro	R. trim	Décalcomanie D.	R. Abziehbild	1	
			(motocicli NERI)	(motorcycles BLACK)	(motocyclette NOIRE)	(SCHWARZ Motorrad)		
•	30	48671	Adesivo inferiore	Lower trim	Décalcomanie inferieure	Unterabziehbild	1	
•	31	50827	Cupolino completo	Assy Fairing	Dome compl.	Kpl. Verkleidung	1	
•	32	50825	Gommino	Rubber	Caoutchouc	Gummistuck	2	
•	33	50829	Parabrezza	Windshield	Pare-brise	Windschutzscheibe	1	
•	34	41922	Rivetto	Rivet	Teivet	Niete	6	
•								

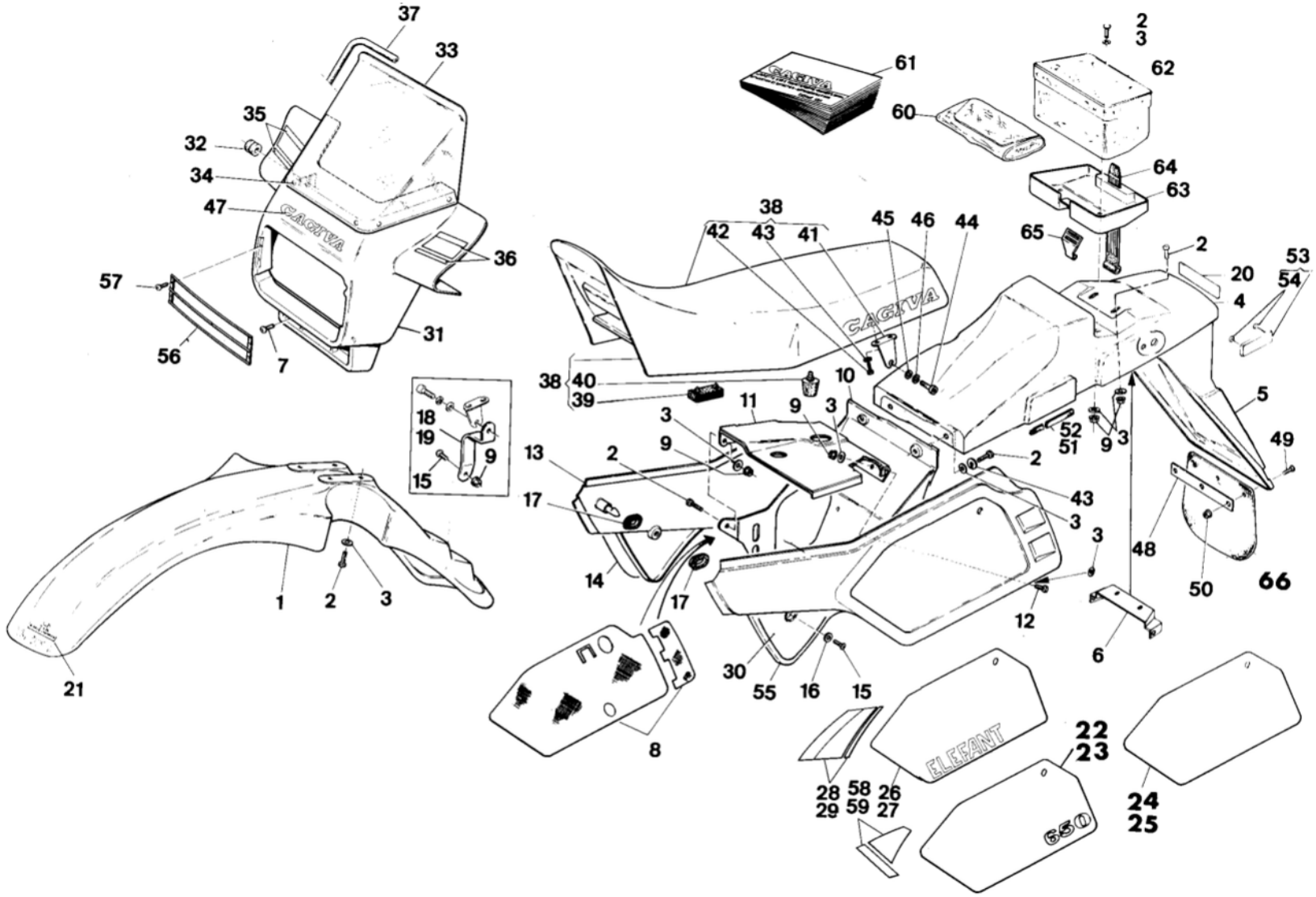
37
33
35
32
34
47
36
57
56
7
31
61
60
2
3
62
64
63
65
38
42
43
41
45
46
44
2
20
53
54
4
5
49
38
40
39
10
11
9
3
52
51
9
3
2
43
3
3
48
50
66
12
6
18
19
9
15
13
2
9
17
14
17
1
2
3
21
8
30
55
16
15
28
29
58
59
26
27
22
23
24
25
ELEFANT
650

Note Notes Notes Marke	Index No. Pos. N.	Code N. Nr. Code N. Cod Code Nr.	DENOMINAZIONE	NAME	DESIGNATION	BESHREIBUNG	Q.ty Q.tà Q.te M.ge	Validity Validità Validité Gultig
•	35	50948	Adesivo destro (motocicli NERI)	R. trim (motorcycles BLACK)	Décalcomanie D. (motocyclette NOIRE)	R. Abziehbild (SCHWARZ Motorrad)	1	
		51558	Adesivo destro (motocicli BIANCO/AZZURRI)	R. trim (motorcycles WHITE and LIGHT BLUE)	Décalcomanie D. (motocyclette BLANCHE et BLEU)	R. Abziehbild (WEISS und HELLBLAU Motorrad)	1	
		51560	Adesivo destro (versione LUCKY EXPLORER)	D. trim (LUCKY EXPLORER)	Décalcomanie D. (LUCKY EXPLORER)	Abziehbild R. (LUCKY EXPLORER)	1	
•	36	50947	Adesivo sinistro (motocicli NERI)	L. trim (motorcycles BLACK)	Décalcomanie G. (motocyclette NOIRE)	L. Abziehbild (SCHWARZ Motorrad)	1	
		51557	Adesivo sinistro (motocicli BIANCO/AZZURRI)	L. trim (motorcycles WHITE and LIGHT BLUE)	Décalcomanie G. (motocyclette BLANCHE et BLEU)	L. Abziehbild (WEISS und HELLBLAU Motorrad)	1	
		51559	Adesivo sin. (Versione LUCKY EXPLORER)	Left trim (LUCKY EXPLORER)	Décalcomanie G. (LUCKY EXPLORER)	L. Abziehbild (LUCKY EXPLORER)	1	
•	37	51873	Profilo in gomma	Rubber outline	Profil en cautchouc	Profil aus Gummi	1	
•	38	50184	Sella completa (AZZURRA)	Seat assy (LIGHT BLUE)	Siège compl. (AZUR)	Sattel kpl. (HELLBLAU)	1	
		50195	Sella completa (ROSSA)	Seat assy (RED)	Siège compl. (ROUGE)	Sattel kpl. (ROTE)	1	
		51535	Sella completa (BIANCA e NERA)	Seat assy (WHITE and BLACK)	Siège compl. (BLANCHE et NOIRE)	Sattel kpl. (WEISS und SCHWARZ)	1	
•	39	37358	Tampone	Pad	Tampon	Stopfen	3	
•	40	23151	Tampone	Pad	Tampon	Stopfen	1	
•	41	42887	Attacco posteriore	Rear linkage	Attaque post.	Hinterverschluss	2	
•	42	N1079-G22	Vite	Screw	Vis	Schraube	4	
•	43	N15536-G22	Rosetta elastica	Spring washer	Rondelle élastique	Federscheibe	4	
•	44	N2556-G22	Vite	Screw	Vis	Schraube	2	
•	45	11928	Rosetta piana	Flat washer	Rondelle	Scheibe	2	
•	46	N15538	Rosetta elastica	Spring washer	Rondelle élastique	Federscheibe	2	
•	47	49046	Adesivo «CAGIVA»	«CAGIVA» trim	Décalcomanie «CAGIVA»	Abziehbild «CAGIVA»	1	
•	48	36411	Rinforzo (D, CH)	Reinforcement	Renforcement	Verstarkung	1	
•	49	33659	Vite (D, CH)	Screw	Vis	Schraube	3	
•	50	14668	Dado (D, CH)	Nut	Ecrou	Mutter	3	
•	51	47546	Protezione spigolo destro	Right edge guard	Protection arete droite	Rechtkantenschutz	1	
•	52	47545	Protezione spigolo sinistro	Left edge guard	Protection arete gauche	L. kantenschutz	1	
•	53	45437	Catadiotro compl. (USA)	Reflector	Catadioptrique	Rucksrtaher	1	
•	54	32690	Molletta	Spring	Ressort	Feder	4	
•	55	44147	Pannello lato sinistro	Left panel	Panneau G.	Streifen L.	1	
•	56	51123	Protezione fanale	Headlight guard	Garde projecteur	Scheinwerferschutz	1	
•	57	41509	Vite	Screw	Vis	Schraube	4	
•	58	47831	Adesivo sinistro (motocicli BIANCO/AZZURRI)	L. trim (motorcycles WHITE and LIGHT BLUE)	Décalcomanie G. (motocyclette BLANCHE et BLEU)	L. Abziehbild (WEISS und HELLBLAU Motorrad)	1	
•	59	47830	Adesivo destro (motocicli BIANCO/AZZURRI)	R. trim (motorcycles WHITE and LIGHT BLUE)	Décalcomanie D. (motocyclette BLANCHE et BLEU)	R. Abziehbild (WEISS und HELLBLAU Motorrad)	1	

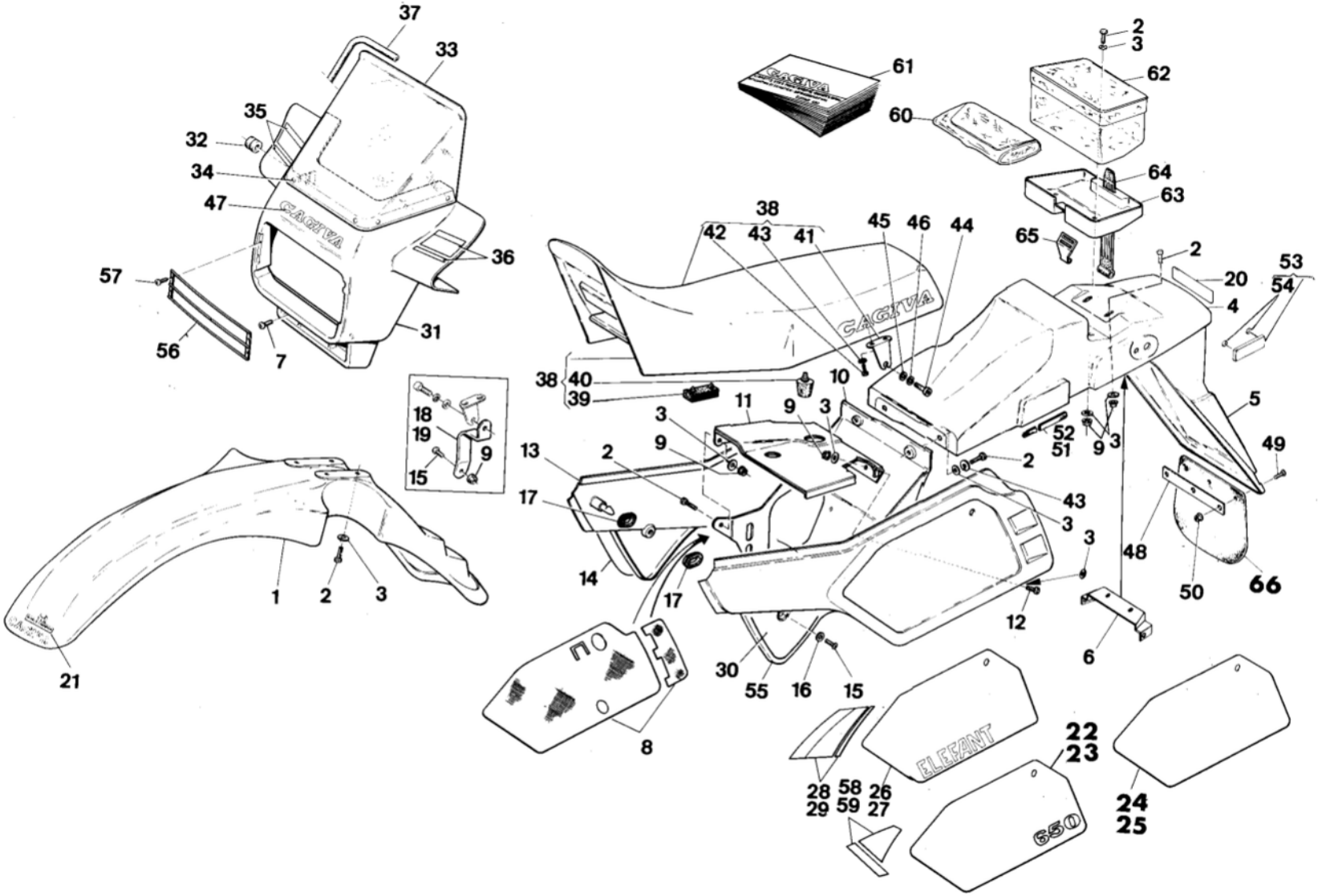
37
33
35
32
34
47
36
57
56
7
31
61
60
2
3
62
64
63
65
38
42
43
41
45
46
44
2
20
53
54
4
5
49
38
40
39
10
11
9
3
18
19
9
15
13
2
9
17
14
17
52
51
9
3
2
43
3
3
48
50
66
12
6
1
2
3
21
30
55
16
15
8
28
29
58
59
26
27
22
23
24
25

Note Notes Notes Marke	Index No. Pos. N.	Code N. Nr. Code N. Cod Code Nr.	DENOMINAZIONE	NAME	DESIGNATION	BESHREIBUNG	Q.ty Q.tà Q.te M.ge	Validity Validità Validité Gultig
•	60	45199	Borsa attrezzi completa	Tools case assy	Trousse à outils compl.	Werkzeugstasche	1	
•	61	51445	Libretto uso e manutenzione	Owner's manual	Emploi d' entretien	Handbuch	1	
•	62	45197	Contenitore borsa attrezzi	Tools case container	Conteneur trousse à outils	Behalter fur Werkzeugtasche	1	
•	63	45198	Base per contenitore	Container base	Base du conteneur	Behalterlager	1	
•	64	23433	Fascia elastica	Elastic clamp	Collier élastique	Gummischelle	1	
•	65	34643	Fermaglio	Retainer	Arret	Aufhalter	1	
•	66	36410	Paraspruzzi post. (D)	Rear end	Terminal AR.	Hinterkiff	1	
		50419	Paraspruzzi posteriore (CH)	Rear end	Terminal	Hinterkiff	1	
			* : D.m. 1N001505	* : D.m. 1N001505	* : D.m. 1N001505	* : D.m. 1N001505		

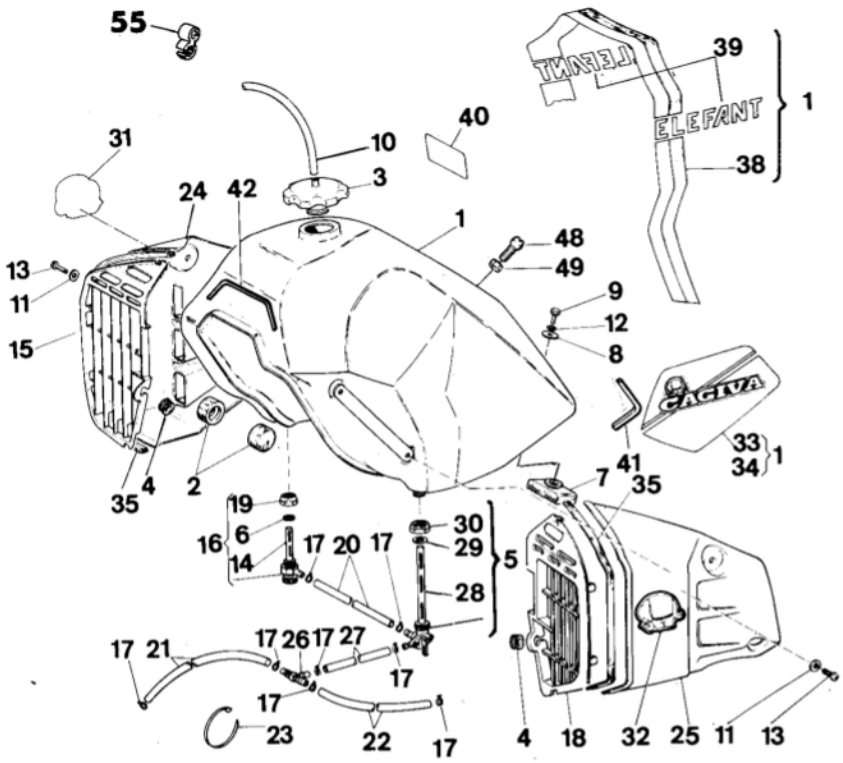
55
31
10
3
40
24
42
1
39
38
1
48
49
13
11
15
9
12
8
CAGIVA
33
34
1
41
35
4
2
35
7
19
6
16
14
17
20
17
30
29
5
28
17
21
17
26
17
27
17
17
23
22
17
4
18
32
25
11
13
47
45
46
1A
42
41
39
38
1B
43
44
53
54
51
52
50
1C

SERBATOIO CARBURANTE - GAS TANK
RESERVOIR CARBURANT - KRAFSTOFFBEHÄLTER

TAVOLA DRAWING TABLE BILD **21**

Elefant 350-650

Note Notes Notes Marke	Index No. Pos. N.	Code N. Nr. Code N. Cod Code Nr.	DENOMINAZIONE	NAME	DESIGNATION	BESHREIBUNG	Q.ty Q.tà Q.te M.ge	Validity Validità Validité Gultig
□	1	47889	Serbatoio carburante completo (motocicli BIANCO/AZZURRI)	Gas tank assy (motorcycles WHITE and LIGHT BLUE)	Réservoir carburant compl. (motocyclette BLANCHE et BLEU)	Kraftstoffbehalter kpl. (WEISS und HELLBLAU Motorrad)	1	F.m. 5N000804
		48754	Serbatoio carburante compl. (D) (motocicli BIANCO/AZZURRI)	Gas tank assy (motorcycles WHITE and LIGHT BLUE)	Réservoir carburant compl. (motocyclette BLANCHE et BLEU)	Kraftstoffbehalter kpl. (WEISS und HELLBLAU Motorrad)	1	F.m. 5N000804
•		44154	Serbatoio carburante completo (motocicli BIANCHI)	Gas tank assy (motorcycles WHITE)	Réservoir carburant compl. (motocyclette BLANCHE)	Kraftstoffbehalter kpl. (WEISS Motorrad)	1	F.m. 1N001504
		48755	Serbatoio carburante compl. (D) (motocicli BIANCHI)	Gas tank assy (motorcycles WHITE)	Réservoir carburant compl. (motocyclette BLANCHE)	Kraftstoffbehalter kpl. (WEISS Motorrad)	1	F.m. 1N001504
		48628	Serbatoio carburante completo (USA) (motocicli BIANCHI)	Gas tank assy (motorcycles WHITE)	Réservoir carb. compl. (motocyclette BLANCHE)	Kraftstoffbehalter (WEISS Motorrad)	1	
□		50182	Serbatoio carburante completo (motocicli BIANCO/AZZURRI)	Gas tank assy (motorcycles WHITE and LIGHT BLUE)	Réservoir carburant compl. (motocyclette BLANCHE et BLEU)	Kraftstoffbehalter kpl. (WEISS und HELLBLAU Motorrad)	1	D.m. 5N000805
		52032	Serbatoio carburante compl. (D) (motocicli BIANCO/AZZURRI)	Gas tank assy (motorcycles WHITE and LIGHT BLUE)	Réservoir carburant compl. (motocyclette BLANCHE et BLEU)	Kraftstoffbehalter kpl. (WEISS und HELLBLAU Motorrad)	1	D.m. 5N000805
•	1A	50194	Serbatoio carburante completo (motocicli NERI)	Gas tank assy (motorcycles BLACK)	Réservoir carburant compl. (motocyclette NOIRE)	Kraftstoffbehalter kpl. (SCHWARZ Motorrad)	1	D.m. 5N001505
		51347	Serbatoio carburante compl. (D) (motocicli NERI)	Gas tank assy (motorcycles BLACK)	Réservoir carburant compl. (motocyclette NOIRE)	Kraftstoffbehalter kpl. (SCHWARZ Motorrad)	1	D.m. 1N001505
	1B	50182	Serbatoio carburante completo (motocicli BIANCO/AZZURRI)	Gas tank assy (motorcycles WHITE and LIGHT BLUE)	Réservoir carburant compl. (motocyclette BLANCHE et BLEU)	Kraftstoffbehalter kpl. (WEISS und HELLBLAU Motorrad)	1	D.m. 1N001505
		51646	Serbatoio carburante compl. (D) (motocicli BIANCO/AZZURRI)	Gas tank assy (motorcycles WHITE and LIGHT BLUE)	Réservoir carburant compl. (motocyclette BLANCHE et BLEU)	Kraftstoffbehalter kpl. (WEISS und HELLBLAU Motorrad)	1	D.m. 1N001505
	1C	51568	Serbatoio carburante completo (versione LUCKY EXPLORER)	Gas tank assy (version LUCKY EXPLORER)	Réservoir carburant compl. (version LUCKY EXPLORER)	Kraftstoffbehalter kpl. (version LUCKY EXPLORER)	1	D.m. 1N001505
		52049	Serbatoio carburante compl. (D) (versione LUCKY EXPLORER)	Gas tank assy (version LUCKY EXPLORER)	Réservoir carburant compl. (version LUCKY EXPLORER)	Kraftstoffbehalter kpl. (version LUCKY EXPLORER)	1	D.m. 1N001505
**	2	34561	Tampone anteriore	Front bumper	Tampon avant	Vorderer Stopfen	2	
**	3	43968	Tappo	Plug	Bouchon	Verschluss	1	
•		51730	Tappo (USA)	Plug	Bouchon	Stopfen	1	
**	4	33662	Antivibrante	Damper bushing	Element antivibrant	Vibrierschatzelement	2	
**	5	45171	Rubinetto completo	Gas valve assy	Robinet compl.	Kraftstoffhahn kpl.	1	
**	6	37859	Guarnizione	Gasket	Joint	Dichtung	1	
**	7	41030	Antivibrante post.	Rear damper	Element antivibrant post.	Hinterschatzelement	1	
**	8	13419	Rosetta	Washer	Rondelle	Scheibe	1	
**	9	N1079-G22	Vite	Screw	Vis	Schraube	1	
**	10	51909	Tubetto sfiato	Exhaust pipe	Tuyau d'échappement	Auspuffrohr	1	
**	11	45192	Rosetta piana	Flat washer	Rondelle	Scheibe	4	
**	12	N15536-G22	Rosetta elastica	Spring washer	Rondelle élastique	Federscheibe	1	
**	13	37391	Vite	Screw	Vis	Schraube	4	

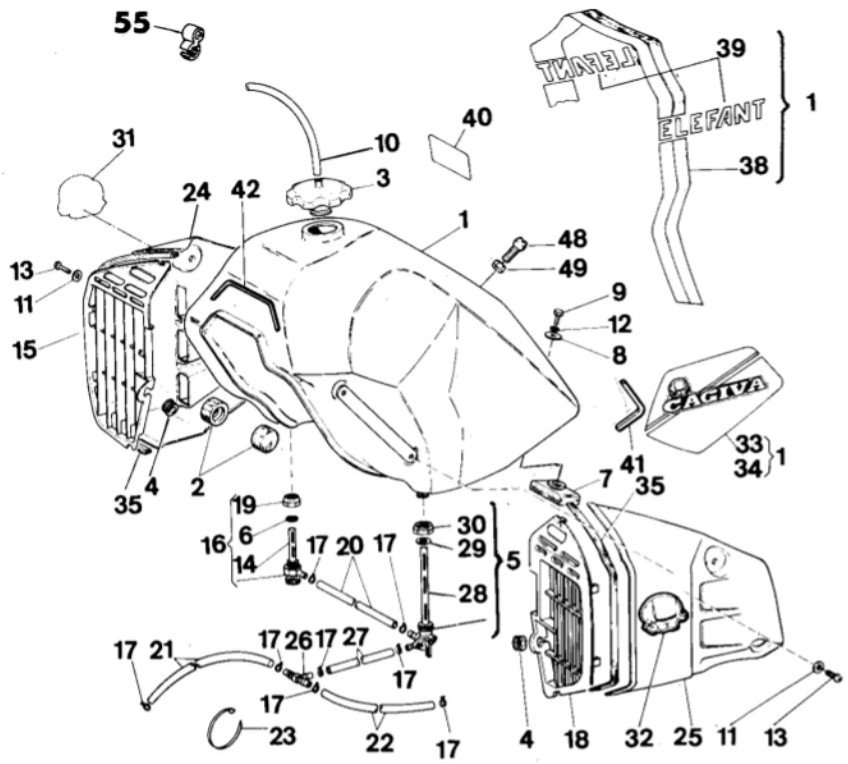
55
39
40
1
38
31
10
3
24
42
1
48
49
13
11
15
9
12
8
CAGIVA
33
34
1
41
35
7
35
4
2
19
6
16
14
17
20
17
30
29
5
28
17
21
17
26
17
27
17
17
23
22
17
4
18
32
25
11
13
47
1A
45
46
42
41
39
1B
38
43
44
53
54
51
52
50
1C

Note Notes Notes Marke	Index No. Pos. N.	Code N. Nr. Code N. Cod Code Nr.	DENOMINAZIONE	NAME	DESIGNATION	BESHREIBUNG	Q.ty Q.tà Q.te M.ge	Validity Validità Validité Gultig
**	14	46818	Filtro benzina	Fuel filter	Filtre essence	Benzinfilter	1	
**	15	45186	Griglia destra	R. Grid	Grille D.	R. Rost	1	
**	16	45184	Rubinetto ausiliario	Gas valve	Robinet	Kraftstoffhahn	1	
**	17	41912	Anello elastico	Elastic ring	Bague élastique	Elastischer Ring	8	
**	18	45188	Griglia sinistra	Left grid	Grille D.	L. Grille	1	
**	19	37860	Dado	Nut	Ecrou	Mutter	1	
**	20	47125	Tubo coll. rubinetti	Pipe	Tuyau	Rohr	1	
**	21	47126	Tubo per cil. orizzontale	Pipe	Tuyau	Rohr	1	
**	22	47127	Tubo per cil. verticale	Pipe	Tuyau	Rohr	1	
**	23	21811	Fascetta	Clamp	Collier	Schelle	1	
**	24	42875	Convogliatore destro	R. Outlet hood	Capot sortie D.	R. Ablufthaube	1	
**	25	42874	Convogliatore sinistro	L. outlet hood	Capot sortie G.	L. Ablufthaube	1	
**	26	47124	Raccordo	Union	Raccord	Anschluss	1	
**	27	47128	Tubo	Pipe	Tuyau	Verbindung	1	
**	28	46820	Filtro	Filter	Filtre	Filter	1	
**	29	30942	Guarnizione	Gasket	Joint	Dichtung	1	
**	30	10660	Dado	Nut	Ecrou	Mutter	1	
**	31	47552	Adesivo per convogliatore destro (motocicli BIANCHI e BIANCHI/AZZURRI)	Trim R. conveyor (motor. WHITE and WHITE/LIGHT BLUE)	Décalc. convoyeur D. (motocylette BLANCHE et BLANCHE/BLEU)	Abziehbild R. Konveyor (WEISS und WEISSHELLBLAU Motorrad)	1	
**	32	47829	Adesivo per convogliatore sinistro (motocicli BIANCHI e BIANCHI/AZZURRI)	Trim L. conveyor (motor. WHITE and WHITE/LIGHT BLUE)	Décalc. convoyeur G. (motocylette BLANCHE et BLANCHE/BLEU)	Abziehbild L. Konveyor (WEISS und WEISSHELLBLAU Motorrad)	1	
•	33	47883	Decalc. sinistra (motocicli BIANCHI)	L. trim (motorcycles WHITE)	Décalc. G. (motocyclette BLANCHE)	Abziehbild L. (WEISS Motorrad)	1	F.m. 1N001504
•	34	47884	Decalc. destra (motocicli BIANCHI)	R. trim (motorcycles WHITE)	Décalc. D. (motocyclette BLANCHE)	Abziehbild R. (WEISS Motorrad)	1	F.m. 1N001504
**	35	47547	Protezione (D)	Guard	Protection	Schutz	1	
•	38	47885	Adesivo ROSSO/BIANCO (motocicli BIANCO/AZZURRI)	RED/WHITE trim (motorcycles WHITE and LIGHT BLUE)	Décalcomanie ROUGE/BLANCHE (motocyclette BLANCHE et BLEU)	Streifen ROTE/WEISS (WEISS und HELLBLAU Motorrad)	1	F.m. 1N001505
□		47885	Adesivo ROSSO/BIANCO (motocicli BIANCO/AZZURRI)	RED/WHITE trim (motorcycles WHITE and LIGHT BLUE)	Décalcomanie ROUGE/BLANCHE (motocyclette BLANCHE et BLEU)	Streifen ROTE/WEISS (WEISS und HELLBLAU Motorrad)	1	
•	39	47880	Adesivo «Elefant» (motocicli BIANCO/AZZURRI)	«Elefant» trim (motorcycles WHITE and LIGHT BLUE)	Décalcomanie «Elefant» (motocyclette BLANCHE et BLEU)	Streifen «Elefant» (WEISS und HELLBLAU Motorrad)	2	F.m. 1N001505
□		47880	Adesivo «Elefant» (motocicli BIANCO/AZZURRI)	«Elefant» trim (motorcycles WHITE and LIGHT BLUE)	Décalcomanie «Elefant» (motocyclette BLANCHE et BLEU)	Streifen «Elefant» (WEISS und HELLBLAU Motorrad)	2	
**	40	33532	Adesivo raccomandazioni	Adhesive-Recommendations	Adhésif des recommandations	Klebstoff «Empfehlungen»	1	
**	41	50549	Coprispigolo	Edge cover	Couvre-arete	Kantendeckel	2	
		50549	Coprispigolo	Edge cover	Couvre-arete	Kantendeckel	2	F.m. 1N001505
**	42	51230	Coprispigolo	Edge cover	Couvre-arete	Kantendeckel	1	
		51230	Coprispigolo	Edge cover	Couvre-arete	Kantendeckel	1	F.m. 1N001505

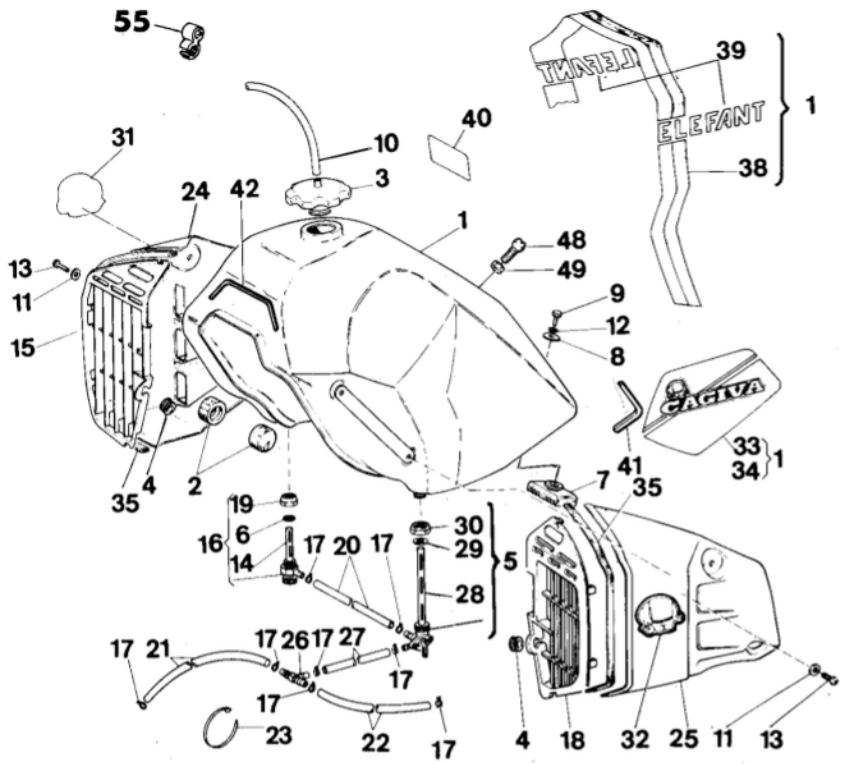
55
31
10
40
3
24
42
1
13
11
15
48
49
9
12
8
39
ELEFANT
38
1
33
34
1
41
35
4
2
7
35
19
6
16
14
17
20
17
30
29
5
28
17
21
17
26
17
27
17
17
23
22
17
4
18
32
25
11
13

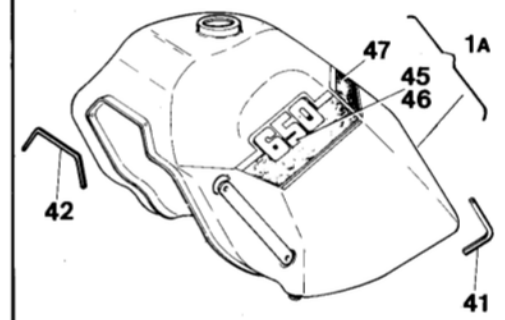
47
45
46
1A
42
41

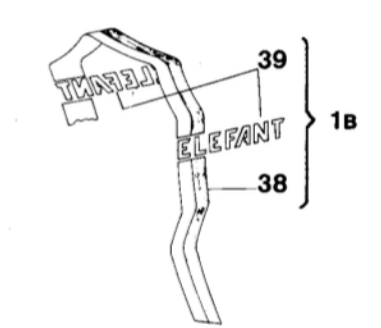
39
ELEFANT
38
1B

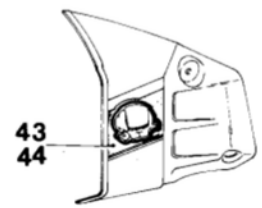
43
44

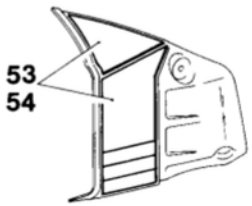
53
54

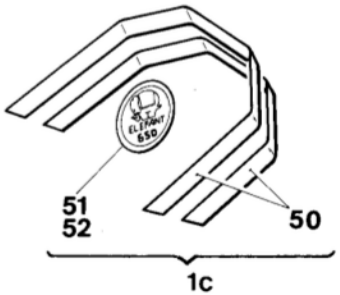
51
52
50
1C

Note Notes Notes Marke	Index No. Pos. N.	Code N. Nr. Code N. Cod Code Nr.	DENOMINAZIONE	NAME	DESIGNATION	BESHREIBUNG	Q.ty Q.tà Q.te M.ge	Validity Validità Validité Gultig
•	43	50953	Adesivo per convogliatore sinistro (motocicli NERI)	Trim L. conveyor (motorcycles BLACK)	Décalc. convoyeur G. (motocyclette NOIRE)	Abziehbild L. Konveyor (SCHWARZ Motorrad)	1	D.m. 1N001505
•	44	50954	Adesivo per convogliatore destro (motocicli NERI)	Trim R. conveyor (motorcycles BLACK)	Décalc. convoyeur D. (motocyclette NOIRE)	Abziehbild R. Konveyor (SCHWARZ Motorrad)	1	D.m. 1N001505
•	45	50943	Adesivo sinistro (motocicli NERI)	L. trim (motorcycles BLACK)	Décalcomanie G. (motocyclette NOIRE)	L. Abziehbild (SCHWARZ Motorrad)	1	D.m. 1N001505
•	46	50942	Adesivo destro (motocicli NERI)	R. trim (motorcycles BLACK)	Décalcomanie D. (motocyclette NOIRE)	R. Abziehbild (SCHWARZ Motorrad)	1	D.m. 1N001505
•	47	50944	Adesivo centrale (motocicli NERI)	Central trim (motorcycles BLACK)	Décalcomanie centrale (motocyclette NOIRE)	Zentralabziehbild (SCHWARZ Motorrad)	1	D.m. 1N001505
**	48	50035	Piolo aggancio sella	Dowel	Pivot	Zapfen	1	
**	49	N15033-G22	Dado	Nut	Ecrou	Mutter	1	
•	50	51569	Decal serbatoio (versione LUCKY EXPLORER)	Gas tank trim (version LUCKY EXPLORER)	Décalcomanie réservoir (version LUCKY EXPLORER)	Abziehbild Tank (version LUCKY EXPLORER)	1	D.m. 1N001505
•	51	51570	Decal «Elefant 650» sinistro (versione LUCKY EXPLORER)	L. trim (Calf elephant) (version LUCKY EXPLORER)	Décalcomanie G. (Petit éléfant) (version LUCKY EXPLORER)	Abziehbild L. (Elefantenkalb) (version LUCKY EXPLORER)	1	D.m. 1N001505
•	52	51887	Decal «Elefant 650» destra (versione LUCKY EXPLORER)	R. trim (Calf elephant) (version LUCKY EXPLORER)	Décalcomnaie D. (Petit éléfant) (version LUCKY EXPLORER)	Abziehbild R. (Elefantenkalb) (version LUCKY EXPLORER)	1	D.m. 1N001505
•	53	51565	Adesivo sin. (Versione LUCKY EXPLORER)	Left trim (LUCKY EXPLORER)	Décalcomanie G. (LUCKY EXPLORER)	L. Abziehbild (LUCKY EXPLORER)	1	D.m. 1N001505
•	54	51566	Adesivo destro (versione LUCKY EXPLORER)	D. trim (LUCKY EXPLORER)	Décalcomanie D. (LUCKY EXPLORER)	Abziehbild R. (LUCKY EXPLORER)	1	D.m. 1N001505
**	55	33536	Attacco tubetto sfiato	Connection exhaust pipe	Attaque tuyau d'échappement	Auspuffrottrohrschluss	1	

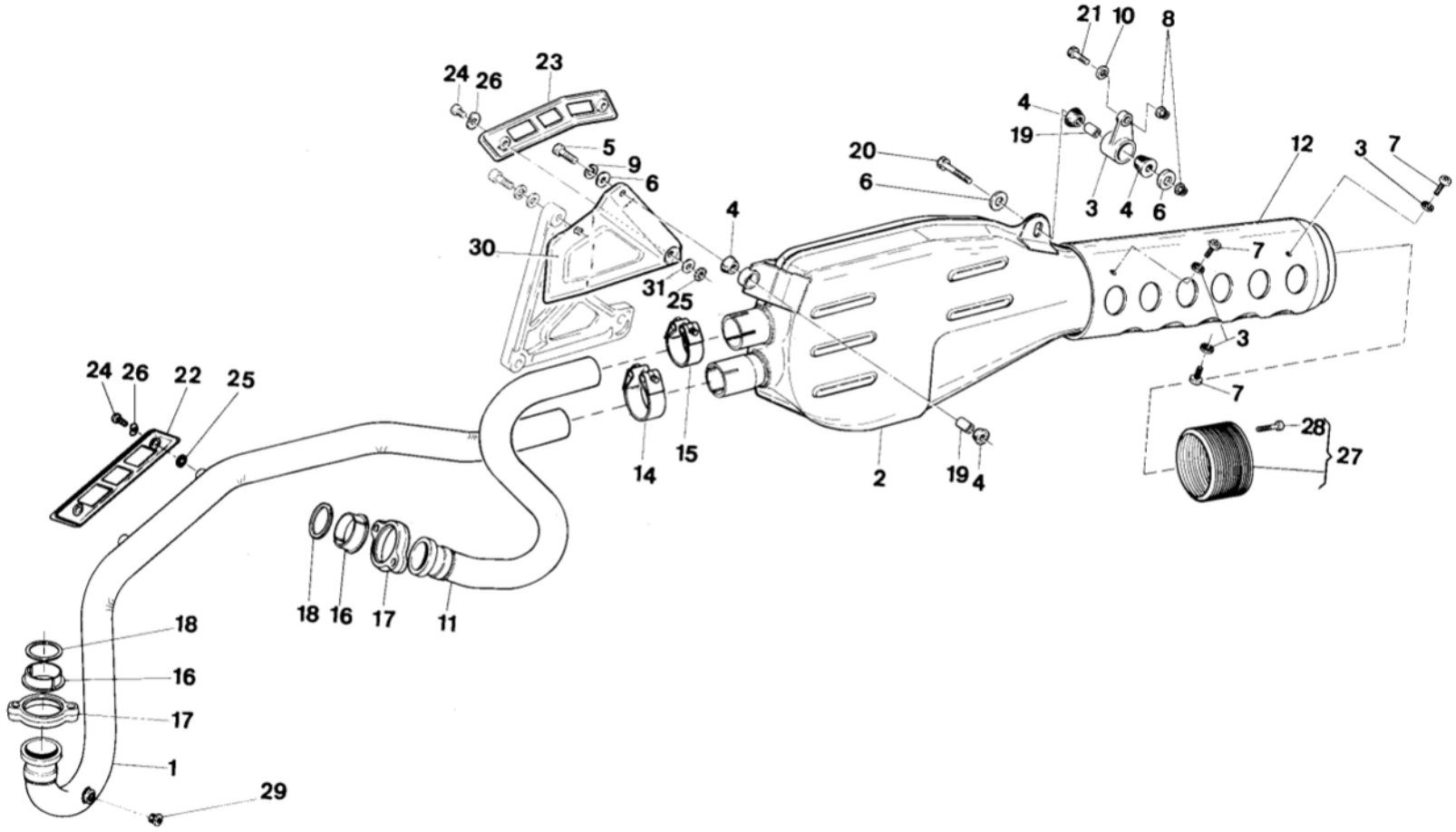
21
10
8
24
26
23
4
19
20
12
3
7
5
9
6
6
3
4
6
4
30
7
31
25
3
24
26
22
25
7
28
27
14
15
2
19
4
18
16
17
11
18
16
17
1
29

SCARICO - EXHAUST SYSTEM
TUYAU D'ECHAPPEMENT - AUSPUFFROHR

TAVOLA DRAWING TABLE BILD **22**

Elefant 350-650

Note Notes Notes Marke	Index No. Pos. N.	Code N. Nr. Code N. Cod Code Nr.	DENOMINAZIONE	NAME	DESIGNATION	BESHREIBUNG	Q.ty Q.tà Q.te M.ge	Validity Validità Validité Gultig
**	1	45136	Tubo di scarico cil. orizz.	Exhaust pipe horiz. cylinder	Tuyau d' échapp. cylindre horiz.	Auspuffrohr horiz. Zylinder	1	
		47531	Tubo di scarico cil. orizz. (D)	Exhaust pipe horiz. cyl.	Tuyau d' échapp. cyl. horiz.	Auspuffrohr horiz. Zyl.	1	
•		47723	Tubo di scarico cil. orizz. (USA)	Exhaust pipe horiz. cyl.	Tuyau d' échapp. cyl. horiz.	Auspuffrohr horiz.	1	
**	2	45138	Silenziatore	Silencer	Silencieux	Schaldampfer	1	
•		46358	Silenziatore (USA)	Silencer	Silencieux	Schaldampfer	1	
**	3	40633	Piastrina	Plate	Plaque	Platte	1	
**	4	28330	Boccola Elastica	Rubber bushing	Douille élastique	Buchse	4	
**	5	N1146-G22	Vite	Screw	Vis	Schraube	1	
**	6	11928	Rosetta piana	Flat washer	Rondelle	Scheibe	3	
**	7	43015	Vite	Screw	Vis	Schraube	3	
**	8	41513	Dado	Nut	Ecrou	Mutter	2	
**	9	N15538	Rosetta elastica	Spring washer	Rondelle élastique	Federscheibe	1	
**	10	N15506-G22	Rosetta piana	Flat washer	Rondelle	Scheibe	1	
**	11	45137	Tubo di scarico cil. vert.	Exhaust pipi vert. cylinder	Tuyau d' échapp. cylindre vert.	Auspuffrohr vert. Zylinder	1	
		47532	Tubo di scarico cil. vert. (D)	Exhaust pipe vert. cylinder	Tuyau d' échapp. cyl. vert.	Auspuffrohr vert. Zyl.	1	
•		47722	Tubo di scarico cil. vert. (USA)	Exhaust pipe vert. cyl.	Tuyau d' échapp. cyl. vert.	Auspuffrohr vert. Zyl.	1	
**	12	45139	Protezione posteriore	Rear guard	Protection arrière	Hinterschalldampfer	1	
•		47177	Protezione posteriore (USA)	Rear guard	Protection arrière	Hinterschalldampfer	1	
**	13	N15636-G19	Rosetta dentellata	Washer	Rondelle	Scheibe	3	
**	14	47152	Fascetta	Clamp	Collier	Schelle	1	
**	15	47151	Fascetta	Clamp	Collier	Schelle	1	
**	16	42467	Semiboccola	Half-bushing	Demi-coquille	Halbbuchse	4	
**	17	42823	Ghiera	Ring nut	Embout	Nutmutter	2	
**	18	42468	Guarnizione	Gasket	Joint	Dichtung	2	
**	19	26329	Distanziale	Spacer	Entretoise	Distanzstuck	2	
**	20	N1148-G22	Vite	Screw	Vis	Schraube	1	
**	21	N1140-G22	Vite	Screw	Vis	Schraube	1	
**	22	47366	Protezione tubo di scarico	Exhaust pipe guard	Protection tuyau d'échap.	Auspuffrohrschutz	1	
**	23	47121	Protezione silenziatore	Silencer guard	Protection silencieux	Schaldampferschutz	1	
**	24	35099	Vite	Screw	Vis	Schraube	4	
**	25	35112	Rosetta in amianto	Washer	Rondelle	Scheibe	4	
**	26	N15767-G22	Rosetta elastica	Spring washer	Rondelle élastique	Federscheibe	4	
•	27	47510	Parascintille (USA)	Spark quencher	Pare-étincelles	Funkensieb	1	
•	28	47511	Vite (USA)	Screw	Vis	Schraube	6	
•	29	47113	Tappo (USA)	Plug	Bouchon	Stopfen	2	
**	30	50616	Protezione calore	Guard	Protection	Schutz	1	
**	31	45192	Rondella	Washer	Rondelle	Scheibe	1	

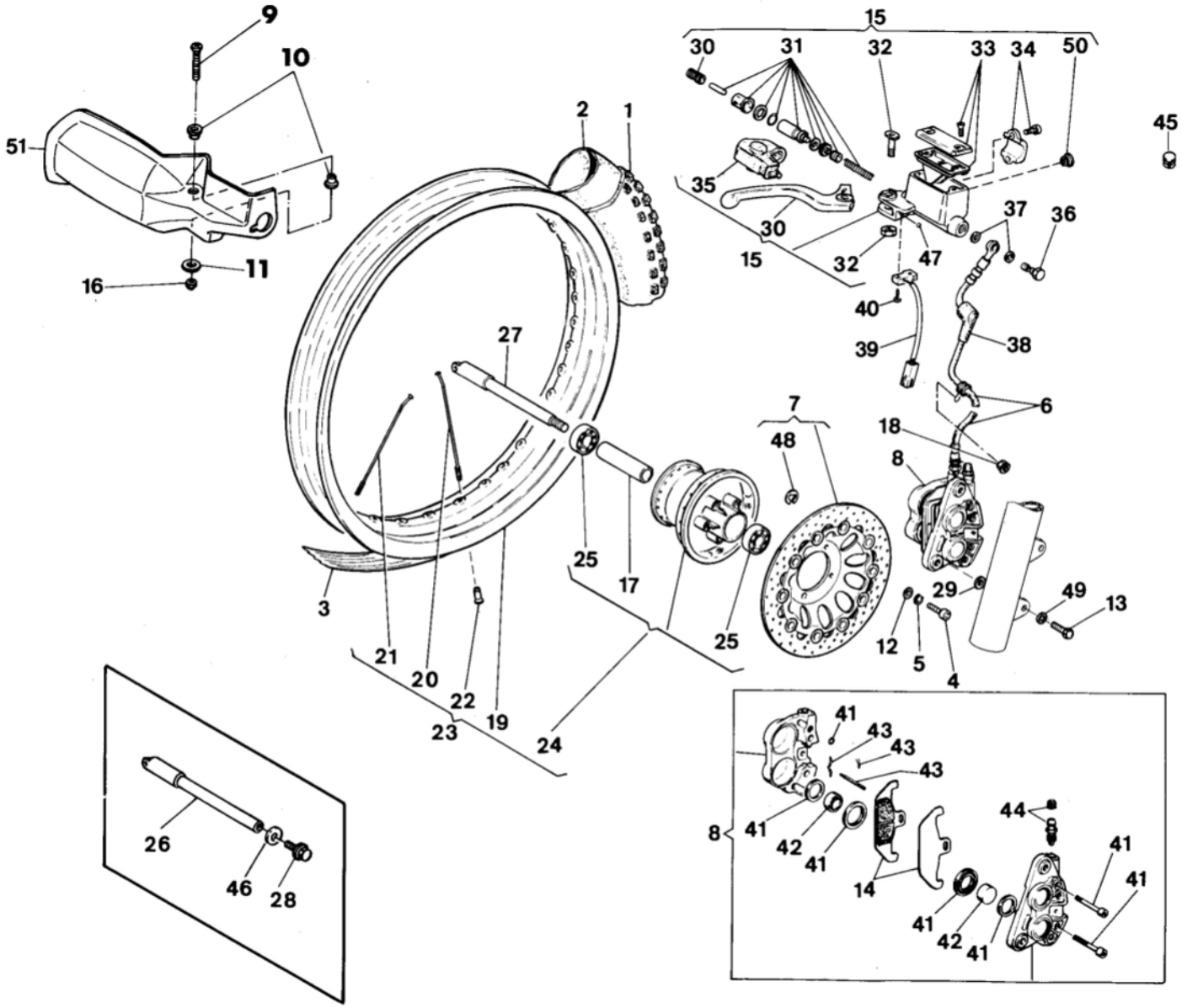
9
10
51
16
11
2
1
15
30
31
32
33
34
50
45
35
30
15
32
47
37
36
40
39
38
27
7
48
6
18
8
3
21
20
22
23
19
24
25
17
25
29
49
13
12
5
4
26
46
28
41
43
43
43
8
41
42
41
14
44
41
41
41
42
41

Note Notes Notes Marke	Index No. Pos. N.	Code N. Nr. Code N. Cod Code Nr.	DENOMINAZIONE	NAME	DESIGNATION	BESHREIBUNG	Q.ty Q.tà Q.te M.ge	Validity Validità Validité Gultig
□	1	40562	Pneumatico PIRELLI MT 40 3,00 S 21	Tire	Pneu	Streifen	1	
		39804	Pneumatico METZELER ENDURO 51R-3,00x21	Tire	Pneu	Streifen	1	
●		46363	Pneumatico PIRELLI MT40-90/90 S 21	Tire	Pneu	Streifen	1	
		46364	Pneumatico METZELER 90/90-21-54S	Tire	Pneu	Streifen	1	
**	2	18648	Camera d'aria	Tube	Chambre à air	Gummischlauch	1	
**	3	13346	Fascia copriraggi	Rim strip	Bande	Band	1	
**	4	N2556-G22	Vite	Screw	Vis	Schraube	6	
**	5	N15538-G22	Rosetta elastica	Spring washer	Rondelle élastique	Federscheibe	6	
**	6	46648	Tubo mandata olio	Pipe	Tuyau	Verbindung	1	
**	7	45449	Disco freno	Brake disc	Disque frein	Bremsscheibe	1	
**	8	45451	Pinza freno completa	Caliper assy	Etrier compl.	Greifen kpl.	1	
**	9	37292	Vite	Screw	Vis	Schraube	1	
**	10	50321	Bussola	Bushing	Douille	Buchse	2	
**	11	36137	Rosetta	Washer	Rondelle	Scheibe	1	
**	12	N15506-G22	Rosetta	Washer	Rondelle	Scheibe	6	
**	13	N1208-G22	Vite	Screw	Vis	Schraube	2	
**	14	45453	Coppia pastiglie	Pads couple	Couple pastilles	Bremsbelag	1	
□ ●	15	46647	Pompa comando freno ant.	Front brake pump	Pompe frein av.	Vorderbremspumpe	1	F.m. 5N000395 F.m. 1N000988
□ ●		47322	Pompa comando freno ant.	Front brake pump	Pompe frein av.	Vorderbremspumpe	1	D.m. 5N000396 D.m. 1N000989
●	16	N15192-G22	Dado	Nut	Ecrou	Mutter	1	
**	17	41280	Distanziale interno	Spacer	Entretoise	Distanzstuck	1	
**	18	41512	Dado	Nut	Ecrou	Mutter	1	
**	19	46153	Cerchio 21''x 1,85''	Rim	Jante	Felge	1	
●		51538	Cerchio 21''x 1,85'' (versione LUCKY EXPLORER)	Rim (version LUCKY EXPLORER)	Jante (version LUCKY EXPLORER)	Felge (version LUCKY EXPLORER)	1	D.m. 1N001505
**	20	41276	Raggio destro	R. Spoke	Rayon D.	Speiche R.	18	
**	21	41275	Raggio sinistro	L. Spoke	Rayon G.	Speiche L.	18	
**	22	N29005	Nipplo	Nipple	Nipple	Nippel	36	
**	23	45450	Ruota anteriore nuda	Front wheel	Roue avant	Vorderrad	1	
●		51539	Ruota anteriore nuda (versione LUCKY EXPLORER)	Front wheel (version LUCKY EXPLORER)	Roue avant (version LUCKY EXPLORER)	Vorderrad (version LUCKY EXPLORER)	1	D.m. 1N001505
**	24	45447	Mozzo ant. completo	Hub assy	Moyeau compl.	Radnabe kpl.	1	
**	25	15658	Cuscinetto	Bearing	Roulement	Lager	2	
□ ●	26	50347	Perno ruota	Axle	Axe	Stift	1	D.m. 5N000805 D.m. 1N001505

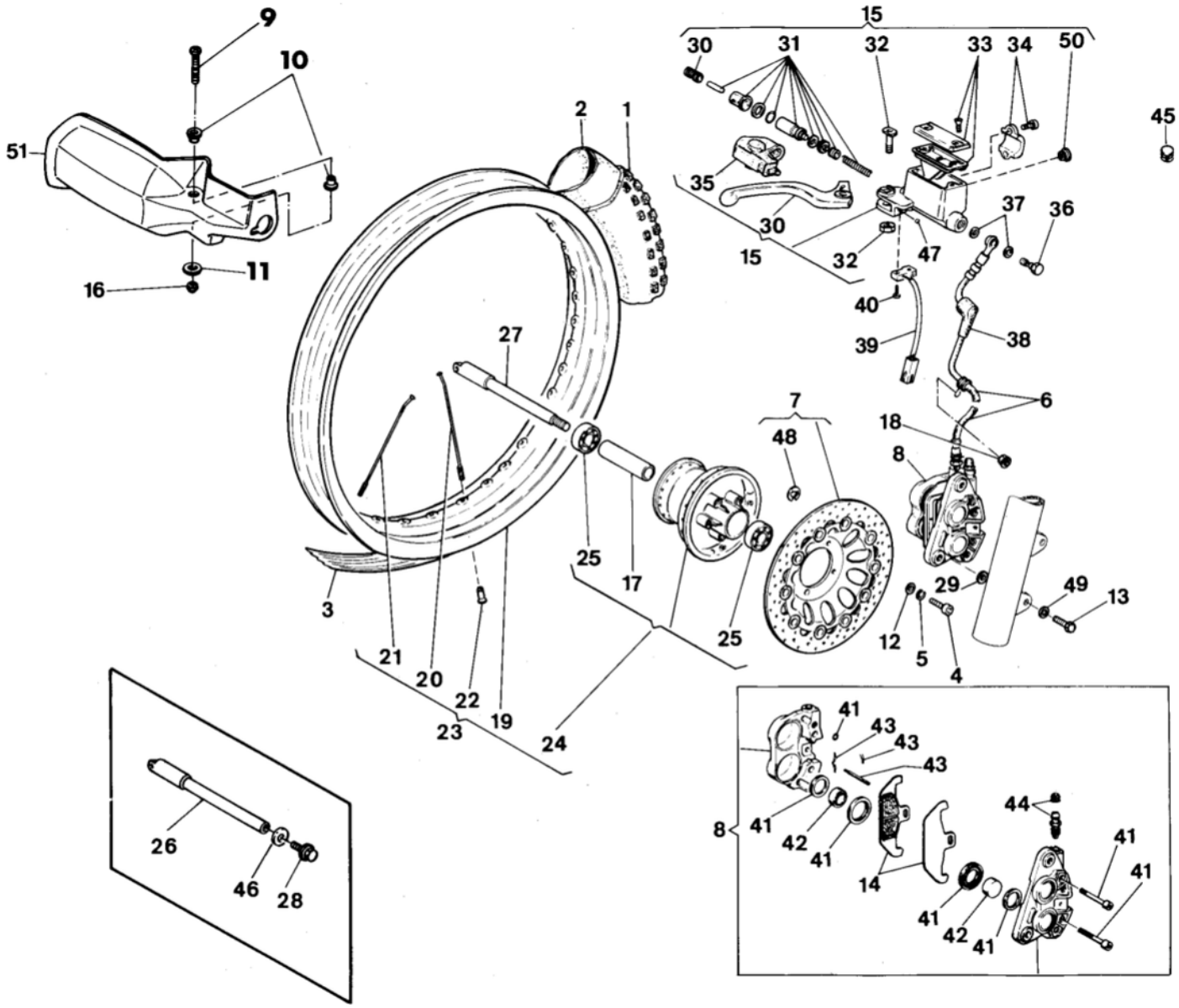
9
10
51
16
11
2
1
15
30
31
32
33
34
50
45
35
30
15
32
47
37
36
40
39
38
27
7
48
6
18
8
25
17
3
21
20
22
23
19
24
25
29
49
13
12
5
4
41
43
43
43
8
41
42
41
44
41
41
14
41
42
41
26
46
28

Note Notes Notes Marke	Index No. Pos. N.	Code N. Nr. Code N. Cod Code Nr.	DENOMINAZIONE	NAME	DESIGNATION	BESHREIBUNG	Q.ty Q.tà Q.te M.ge	Validity Validità Validité Gultig
□	27	45532	Perno ruota	Axle	Axe	Stift	1	F.m. 5N000804
●								F.m. 1N001504
□	28	48773	Vite	Screw	Vis	Schraube	1	D.m. 5N000805
●								D.m. 1N001505
**	29		Rosetta di rasamento sp.	Thrust washer	Rondelle d'épaulement	Anlaufscheibe	2	
		5893/20	sp. 0,2 mm.	thick 0,2 mm.	ép. 0,2 mm.	st. 0,2 mm.		
		5893/40	sp. 0,4 mm.	thick 0,4 mm.	ép. 0,4 mm.	st. 0,4 mm.		
		5893/60	sp. 0,6 mm.	thick 0,6 mm.	ép. 0,6 mm.	st. 0,6 mm.		
		5893/80	sp. 0,8 mm.	thick 0,8 mm.	ép. 0,8 mm.	st. 0,8 mm.		
□	30	46644	Leva completa di grano	Lever assy	Levier compl.	Hebel kpl.	1	F.m. 5N000395
●								F.m. 1N000988
□		47225	Leva completa di grano	Lever assy	Levier compl.	Hebel kpl.	1	D.m. 5N000396
●								D.m. 1N000989
□	31	46645	Gruppo revisione guarnizioni	Seal set	Kit de joints	Dichtungsatz	1	F.m. 5N000395
●								F.m. 1N000988
□		47226	Gruppo revisione guarnizioni	Seal set	Kit de joints	Dichtungsatz	1	D.m. 5N000396
●								D.m. 1N000989
**	32	46664	Kit perno leva	Pin, lever kit	Kit pivot levier	Stifthebelsatz	1	
**	33	46665	Kit tappo	Plug kit	Kit bouchon	Kuhlerschraubensatz	1	
□	34	46666	Kit cavallotto	Staple kit	Kit cavalier	Krampensatz	1	F.m. 5N000395
●								F.m. 1N000988
□		47420	Kit cavallotto	Staple kit	Kit cavalier	Krampensatz	1	D.m. 5N000396
●								D.m. 1N000989
**	35	46667	Protezione leva	Lever guard	Protection levier	Hebelschutz	1	
**	36	25988	Bocchettone	Smal opening	Vis de pass	Verschlusstopfen	1	
**	37	21480	Rosetta di tenuta	Washer	Rondelle	Scheibe	2	
**	38	25989	Cappuccio	Cap	Capouchon	Kappe	1	
□	39	47320	Interruttore stop anteriore	Front stop switch	Interr. stop avant	Bremslichtschalter	1	
●								F.m. 1N001504
		51110	Interruttore stop anteriore	Front stop switch	Interr. stop avant	Bremslichtschalter	1	D.m. 1N001505
**	40	41509	Vite	Screw	Vis	Schraube	2	
**	41	48929	Gruppo revisione guarnizioni	Seal set	Kit de joints	Dichtungsatz	1	
**	42	48930	Gruppo pistoni	Piston set	Kit de pistons	Kolbensatz	1	
**	43	48931	Gruppo revisione perni pastiglie	Pinks kit	Kit de pivots	Bremsbelagrep-Satz	1	
**	44	39727	Gruppo revisione spurgo	Screws kit	Kit de jeu	Schraubenrep-Satz	1	
□	45	33017	Tappo protezione allogg. specchietto	Plug	Bouchon	Verschluss	1	D.m. 5N000396
●								D.m. 1N000989

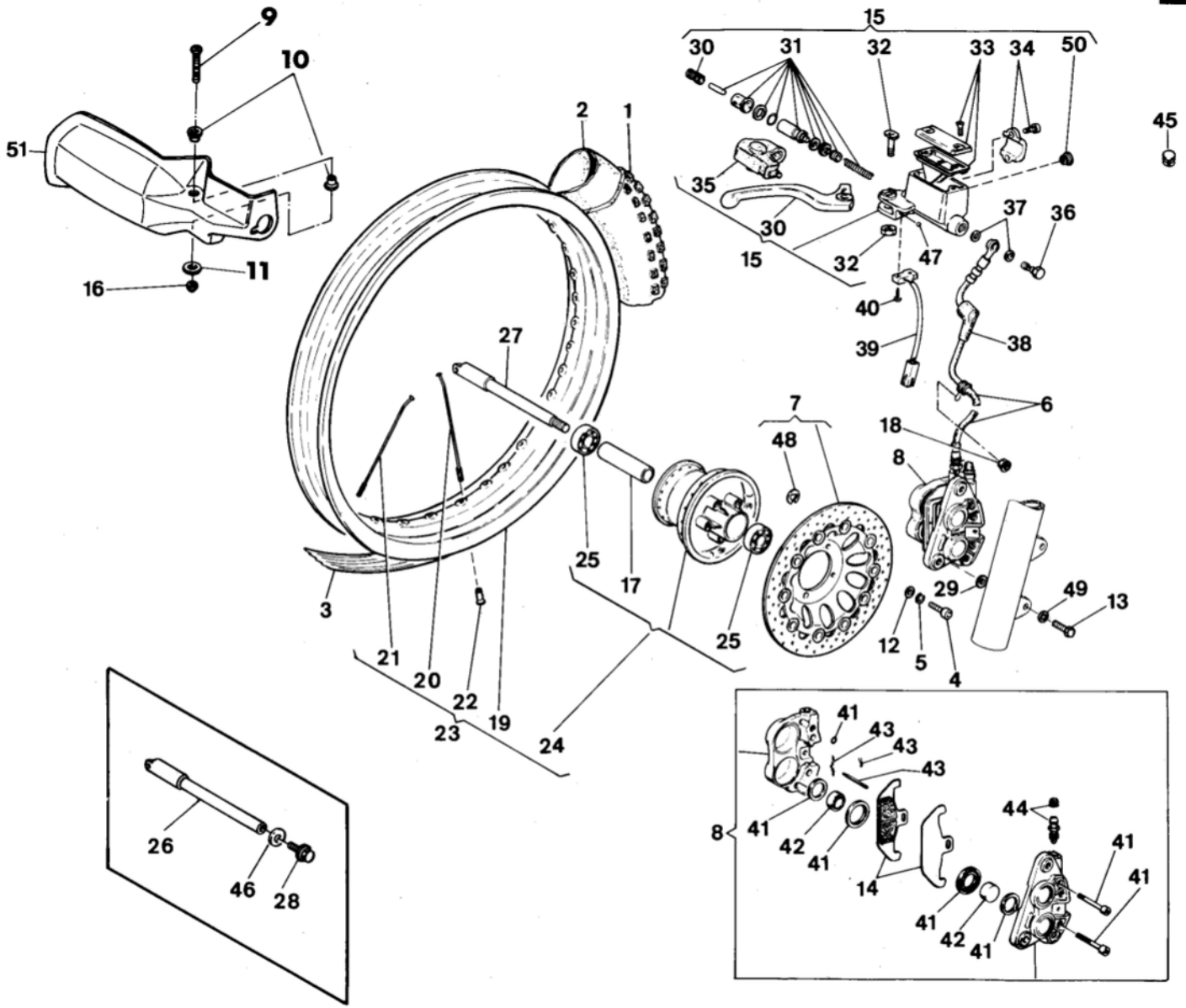
9
10
51
16
11
2
1
15
30
31
32
33
34
50
45
35
30
15
32
47
37
36
40
39
38
27
7
48
6
18
8
25
17
3
21
20
22
23
19
24
25
29
49
13
12
5
4
41
43
43
43
8
41
42
41
44
41
41
14
41
42
41
26
46
28

Note Notes Notes Marke	Index No. Pos. N.	Code N. Nr. Code N. Cod Code Nr.	DENOMINAZIONE	NAME	DESIGNATION	BESHREIBUNG	Q.ty Q.tà Q.te M.ge	Validity Validità Validité Gultig
□ ●	46	48772	Rosetta piana	Flat washer	Rondelle	Scheibe	1	D.m. 5N000805 D.m. 1N0001505
**	47	51508	Sfera ϕ5	Ball	Bille	Kugel	1	
**	48	N21312-G0	Anello elastico	Elastic ring	Bague élastique	Elastischer Ring	1	
**	49	N15771-G22	Rosetta elastica	Spring washer	Rondelle élastique	Federscheibe	2	
□ ●	50	49654	Oblò	Porthole	Hublot	Kontrolloffnung	1	D.m. 5N000396 D.m. 1N000989
●	51	50186	Protezione destra	R. guard	Protection D.	Schutz R.	1	

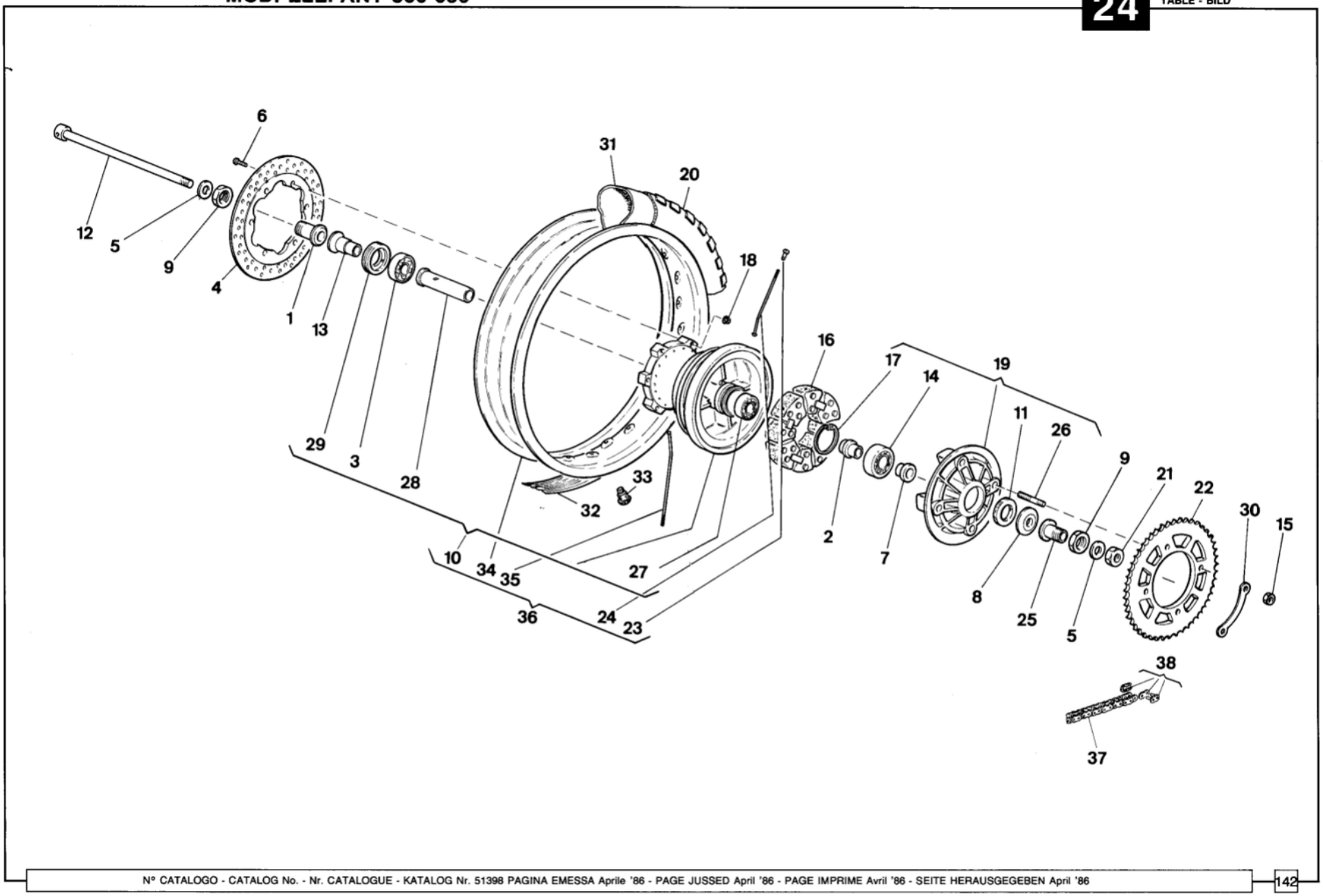
6
31
20
12
5
9
4
1
13
18
16
17
14
19
11
26
29
3
28
33
32
9
21
22
30
15
2
7
10
34
35
27
8
25
5
36
24
23
38
37

Note Notes Notes Marke	Index No. Pos. N.	Code N. Nr. Code N. Cod Code Nr.	DENOMINAZIONE	NAME	DESIGNATION	BESHREIBUNG	Q.ty Q.tà Q.te M.ge	Validity Validità Validité Gultig
**	1	44244	Bussola	Bushing	Douille	Buchse	1	
**	2	44235	Distanziale	Spacer	Entretoise	Distanzstuck	1	
**	3	15659	Cuscinetto	Bearing	Roulement	Lager	1	
**	4	44386	Disco freno	Brake disc	Disque frein	Bremsscheibe	1	
**	5	22236	Rosetta piana	Flat washer	Rondelle	Scheibe	2	
**	6	44365	Vite	Screw	Vis	Schraube	6	
**	7	44236	Distanziale	Spacer	Entretoise	Distanzstuck	1	
**	8	44243	Distanziale	Spacer	Entretoise	Distanzstuck	1	
**	9	44246	Dado	Nut	Ecrou	Mutter	2	
**	10	44362	Mozzo completo	Front hub assy	Moyeu compl.	Radnabe kpl.	1	
**	11	46156	Anello di tenuta	Seal ring	Bague d'étanchéité	Dichtungsring	1	
**	12	44241	Perno ruota posteriore	Rear wheel axle	Pivot roue AR:	Hinterradstift	1	
**	13	44242	Distanziale	Spacer	Entretoise	Distanzstuck	1	
**	14	46157	Cuscinetto	Bearing	Roulement	Lager	1	
**	15	N15037-G22	Dado	Nut	Ecrou	Mutter	4	
**	16	44237	Parastrappi	Rubber	Caoutchouc	Gummidampfer	4	
**	17	N21275-G0	Anello Seeger	Circlip	Bague d'arret	Federring	1	
**	18	44240	Dado	Nut	Ecrou	Mutter	6	
**	19	44229	Flangia portacorona compl.	Flange assy	Bride compl.	Flansch kpl.	1	
□	20	47481	Pneumatico PIRELLI MT 40/5,10 S17	Tire	Pneu	Streifen	1	
		47483	Pneumatico METZELER ENDURO/5,10x17''-67R	Tire	Pneu	Streifen	1	
●		44131	Pneumatico PIRELLI 130/90 S17''	Tire	Pneu	Streifen	1	
		46365	Pneumatico METZELER 130/80-17-65S	Tire	Pneu	Streifen	1	
**	21	N15055-G22	Dado	Nut	Ecrou	Mutter	1	
●	22	47307	Corona Z=44	Sprocket	Couronne	Kranz	1	
□		48249	Corona Z=50	Sproket	Couronne	Kranz	1	
**	23	N29005	Nipplo	Nipple	Nipple	Nippel	36	
**	24	45221	Raggio sinistro	L. Spoke	Rayon G.	Speiche L.	18	
**	25	44245	Boccola	Bushing	Douille	Buchse	1	
**	26	44230	Prigioniero	Stud bolt	Goujon prisonnier	Stiftschraube	4	
**	27	43557	Cuscinetto	Bearing	Roulement	Lager	1	

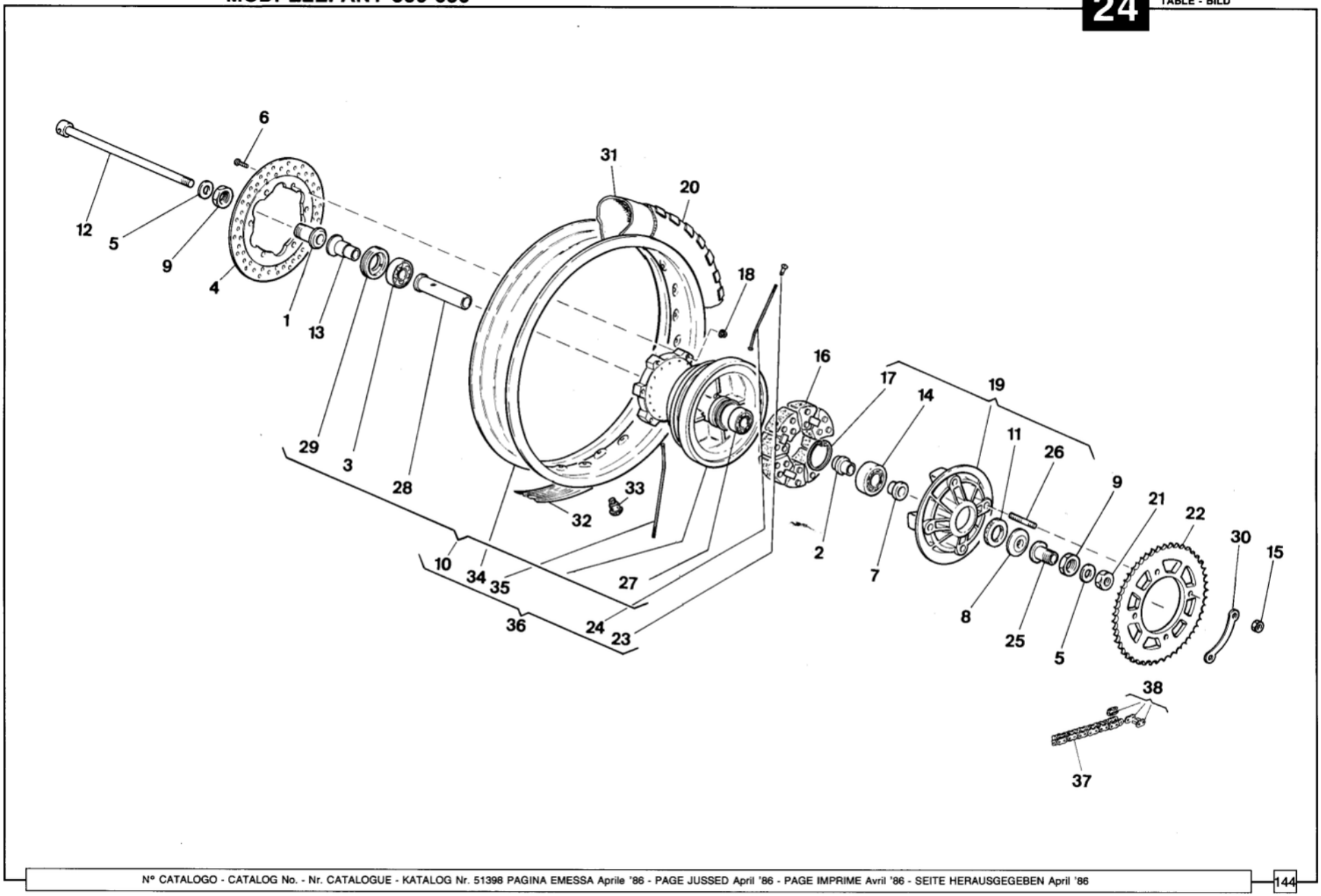
6
31
20
12
5
9
4
1
13
18
16
17
14
19
11
26
29
3
28
33
32
9
21
22
30
15
2
7
10
34
35
27
8
36
24
23
25
5
38
37

Note Notes Notes Marke	Index No. Pos. N.	Code N. Nr. Code N. Cod Code Nr.	DENOMINAZIONE	NAME	DESIGNATION	BESHREIBUNG	Q.ty Q.tà Q.te M.ge	Validity Validità Validité Gultig
**	28	44227	Distanziale	Spacer	Entretoise	Distanzstuck	1	
**	29	44228	Ghiera	Ring nut	Embout	Nutmutter	1	
**	30	44234	Piastrina di sicurezza	Plate	Plaquette	Platte	2	
**	31	45057	Camera d'aria	Tube	Chambre à air	Gummischlauch	1	
**	32	43303	Fascia copriraggi	Rim strip	Bande	Band	1	
**	33	9570	Tampone chiusura foro staffa	Pad	Tampon	Stopfen	1	
**	34	46170	Cerchio 2,75''x17''	Rim	Jante	Felge	1	
●		51547	Cerchio 2,75''x17''	Rim	Jante	Felge	1	D.m. 1N001505
			(versione LUCKY EXPLORER)	(version LUCKY EXPLORER)	(version LUCKY EXPLORER)	(version LUCKY EXPLORER)		
**	35	45220	Raggio destro	R. Spoke	Rayon D.	Speiche R.	18	
**	36	48747	Ruota post. nuda	Rear wheel	Roue arrière	Hinterrad	1	
●		51548	Ruota post. nuda	Rear wheel	Roue arrière	Hinterrad	1	D.m. 1N001505
			(versione LUCKY EXPLORER)	(version LUCKY EXPLORER)	(version LUCKY EXPLORER)	(version LUCKY EXPLORER)		
□	37	42398	Catena 5/8''x1/4''	Chain	Chaine	Ketten	1	
●		46430	Catena 5/8''x3/8''	Chain	Chaine	Ketten	1	
□	38	42399	Giunto Daido	Master link Daido	Accouplement Daido	Kupplung Daido	1	
		42437	Giunto Regina	Master link Regina	Accouplement Regina	Kupplung Regina	1	
●		42069	Giunto	Master link	Accouplement	Kupplung	1	

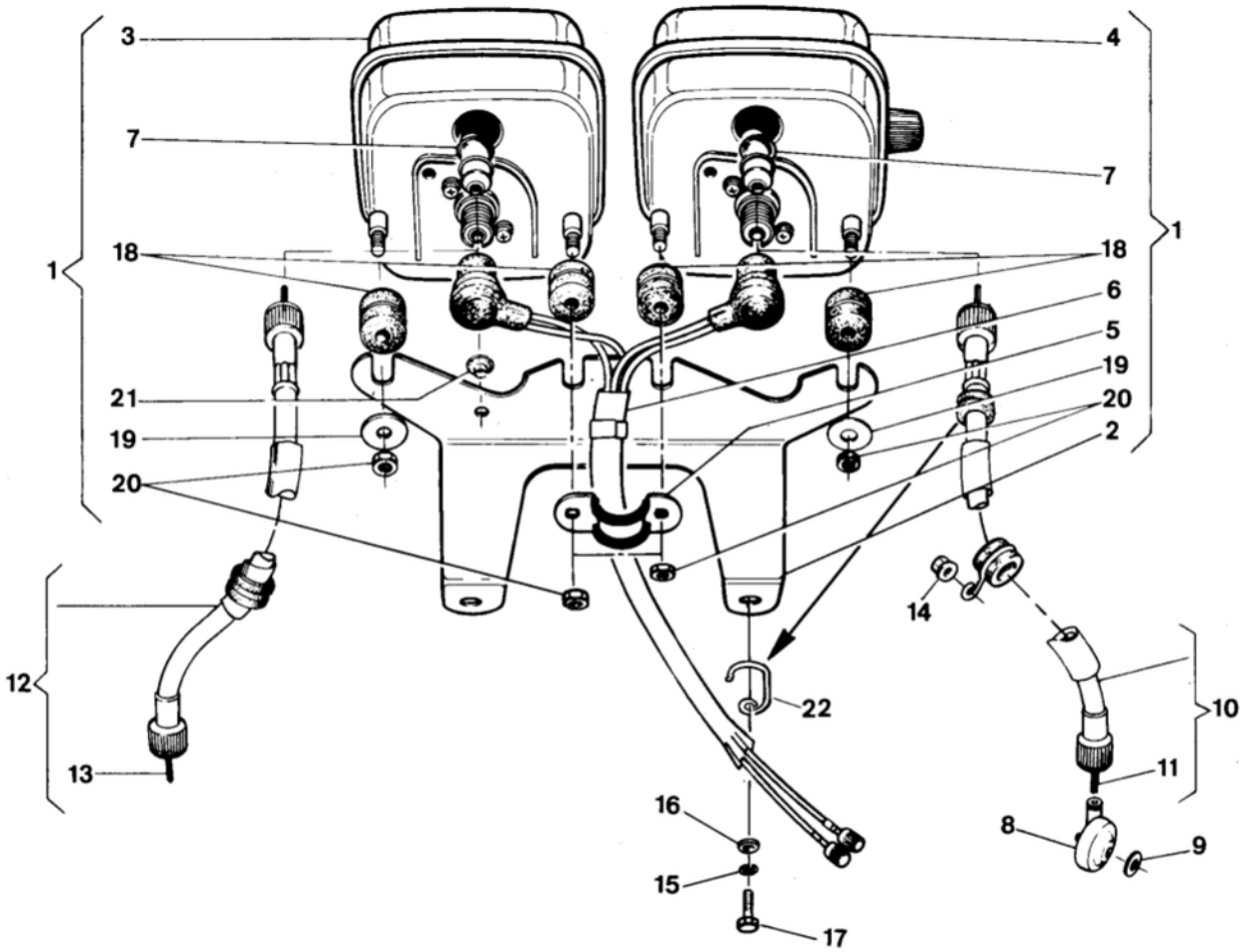
3
4
7
7
1
18
18
1
6
5
19
20
2
21
19
20
12
13
14
22
10
11
16
8
9
15
17

Note Notes Notes Marke	Index No. Pos. N.	Code N. Nr. Code N. Cod Code Nr.	DENOMINAZIONE	NAME	DESIGNATION	BESHREIBUNG	Q.ty Q.tà Q.te M.ge	Validity Validità Validité Gultig
□	1	45038	Supporto completo	Instruments holder assy	Support instruments compl.	Instrumentenhalter kpl.	1	
●		44152	Supporto completo	Instruments holder assy	Support instruments compl.	Instrumentenhalter kpl.	1	
		46341	Supporto completo (USA)	Instruments holder assy	Support instr. compl.	Instrumentenhalter kpl.	1	
**	2	34266	Supporto	Holder	Support	Halter	1	
□	3	45039	Contagiri	Tachometer	Compte-tours	Drehungzahler	1	
●		45023	Contagiri	Tachometer	Compte-tours	Drehungzahler	1	
**	4	45024	Contachilometri	Speedometer	Compte-kilomètres	Kilometerzahler	1	
●		46342	Contamiglia (USA)	Mileage recorder	Compte-mille	Meilenzahler	1	
**	5	34658	Piastrina	Plate	Plaque	Platte	1	
**	6	34730	Gruppo cavi compl.	Cable assy	Cables compl.	Kabel kpl.	1	
**	7	34753	Lampada 12V-1,7W	Bulb	Lampe	Lampe	2	
**	8	45533	Rinvio contachilometri	Drive unit speedometer	Renvoi compte-kilomètres	Vorgelege Kilometerzahler	1	
**	9	20066	Rosetta	Washer	Rondelle	Scheibe	1	
**	10	45025	Trasmissione contachilometri compl.	Speedometer cable assy	Cable compte-km. compl.	Kilometerzahlerkabel kpl.	1	
**	11	45027	Trasmissione flessibile conta-km.	Speedometer cable	Cable compte-km.	Kilometerzahlerkabel	1	
**	12	45026	Trasmissione contagiri compl.	Tachometer cable assy	Cable compte-tours compl.	Drehungzahlerkabel Kpl.	1	
**	13	45028	Trasmissione flessibile contagiri	Tachometer cable	Cable compte-tours	Drehungzahlerkabel	1	
**	14	41512	Dado	Nut	Ecrou	Mutter	1	
**	15	N15536-G22	Rosetta elastica	Spring washer	Rondelle élastique	Federscheibe	2	
**	16	N15504-G22	Rosetta piana	Flat washer	Rondelle	Scheibe	2	
**	17	N1079-G22	Vite	Screw	Vis	Schraube	2	
**	18	35285	Boccola Elastica	Rubber bushing	Douille élastique	Buchse	4	
**	19	35287	Rosetta piana	Flat washer	Rondelle	Scheibe	2	
**	20	35290	Dado	Nut	Ecrou	Mutter	4	
**	21	35286	Tampone	Pad	Tampon	Stopfen	1	
**	22	43912	Asola superiore	Upper slot	Boutonnière superiéure	Oberose	1	
			guida trasmissione contaKm	odometer transmission guide	guide transmission du compteur Kilométr.	Kraftubertragungsfuhrung des Km. zahlers		
			* : Per Elefant 650 F.m. 1N001504	* : For Elefant 650 F.m. 1N001504	* : Pour Elefant 650 F.m. 1N001504	* : Fur Elefant 650 F.m. 1N001504		

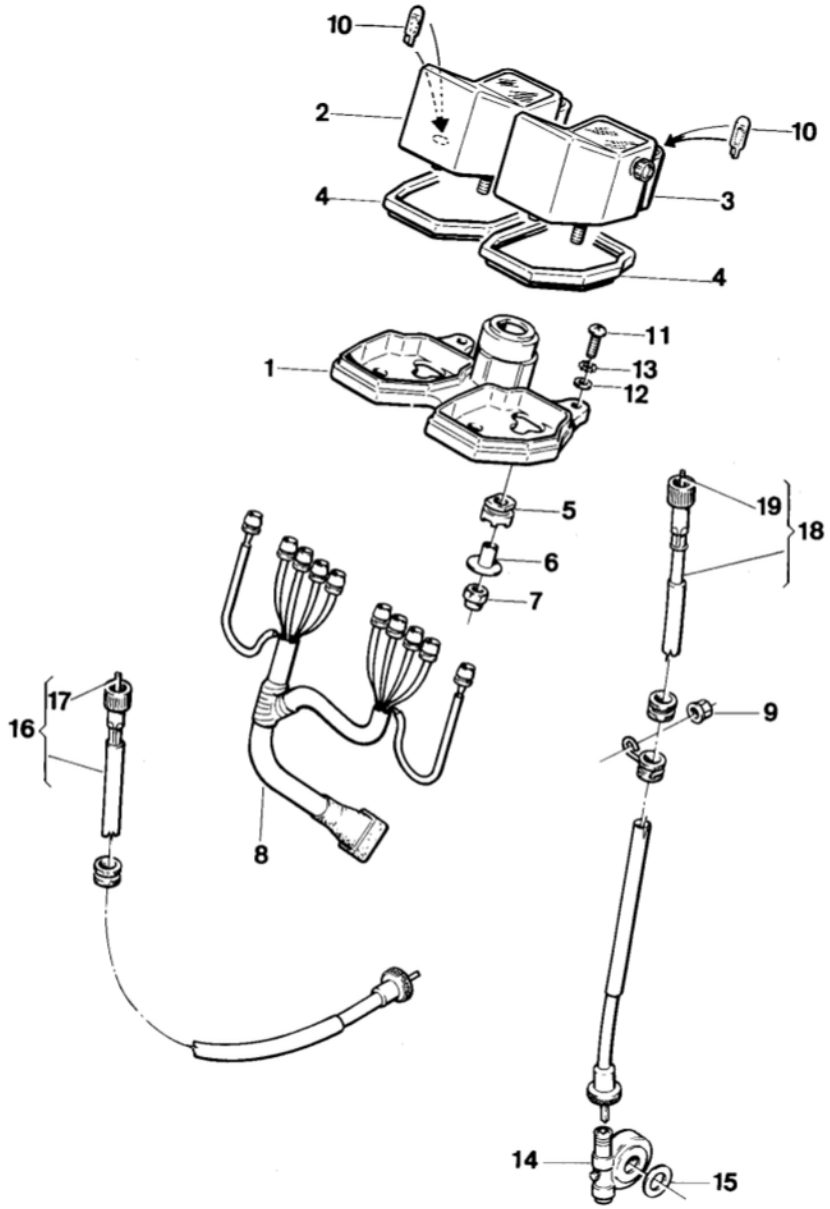
10
2
10
4
3
4
1
11
13
12
5
19
18
6
7
17
16
9
8
14
15

Note Notes Notes Marke	Index No. Pos. N.	Code N. Nr. Code N. Cod Code Nr.	DENOMINAZIONE	NAME	DESIGNATION	BESHREIBUNG	Q.ty Q.tà Q.te M.ge	Validity Validità Validité Gultig
•	1	50568	Supporto strumenti	Instruments holder	Support instruments	Instrumentenhalter	1	
•	2	50610	Contagiri	Tachometer	Compte-tours	Drehungzahler	1	
•	3	50611	Contachilometri	Speedometer	Compte-kilomètres	Kilometerzahler	1	
•		51047	Contamiglia (USA)	Mileage recorder	Compte-mille	Meilenzahler	1	
	4	50612	Guarnizione	Gasket	Joint	Dichtung	2	
•	5	50654	Gommino	Rubber	Caoutchouc	Gummistuck	4	
•	6	50613	Distanziale	Spacer	Entretoise	Distanzstuck	4	
•	7	N15094-G23	Dado	Nut	Ecrou	Mutter	4	
•	8	50614	Gruppo cavi spie	Warning lights cable assy	Cables témoins	Kontrolleuchtekabel	1	
•	9	41512	Dado	Nut	Ecrou	Mutter	1	
•	10	20602	Lampada 12V-1,2W	Bulb	Lampe	Lampe	1	
•	11	49842	Vite	Screw	Vis	Schraube	2	
•	12	45192	Rosetta piana	Flat washer	Rondelle	Scheibe	2	
•	13	N15636-G23	Rosetta elastica	Spring washer	Rondelle élastique	Federscheibe	2	
•	14	45533	Rinvio contachilometri	Drive unit speedometer	Renvoi compte-kilomètres	Vorgelege Kilometerzahler	1	
•	15	20066	Rosetta	Washer	Rondelle	Scheibe	1	
•	16	51218	Trasmissione contagiri compl.	Tachometer cable assy	Cable compte-tours compl.	Drehungzahlerkabel Kpl.	1	
•	17	51219	Trasmissione contagiri	Tachometer cable assy	Cable compte-tours	Drehungzahlerkable	1	
•	18	45025	Trasmissione contachilometri compl.	Speedometer cable assy	Cable compte-km. compl.	Kilometerzahlerkabel kpl.	1	
•	19	45027	Trasmissione contachilometri compl.	Speedometer cable assy	Cable compte-km. compl.	Kilometerzahlerkabel kpl.	1	
			* : D.m. 1N001505	* : D.m. 1N001505	* : D.m. 1N001505	* : D.m. 1N001505		

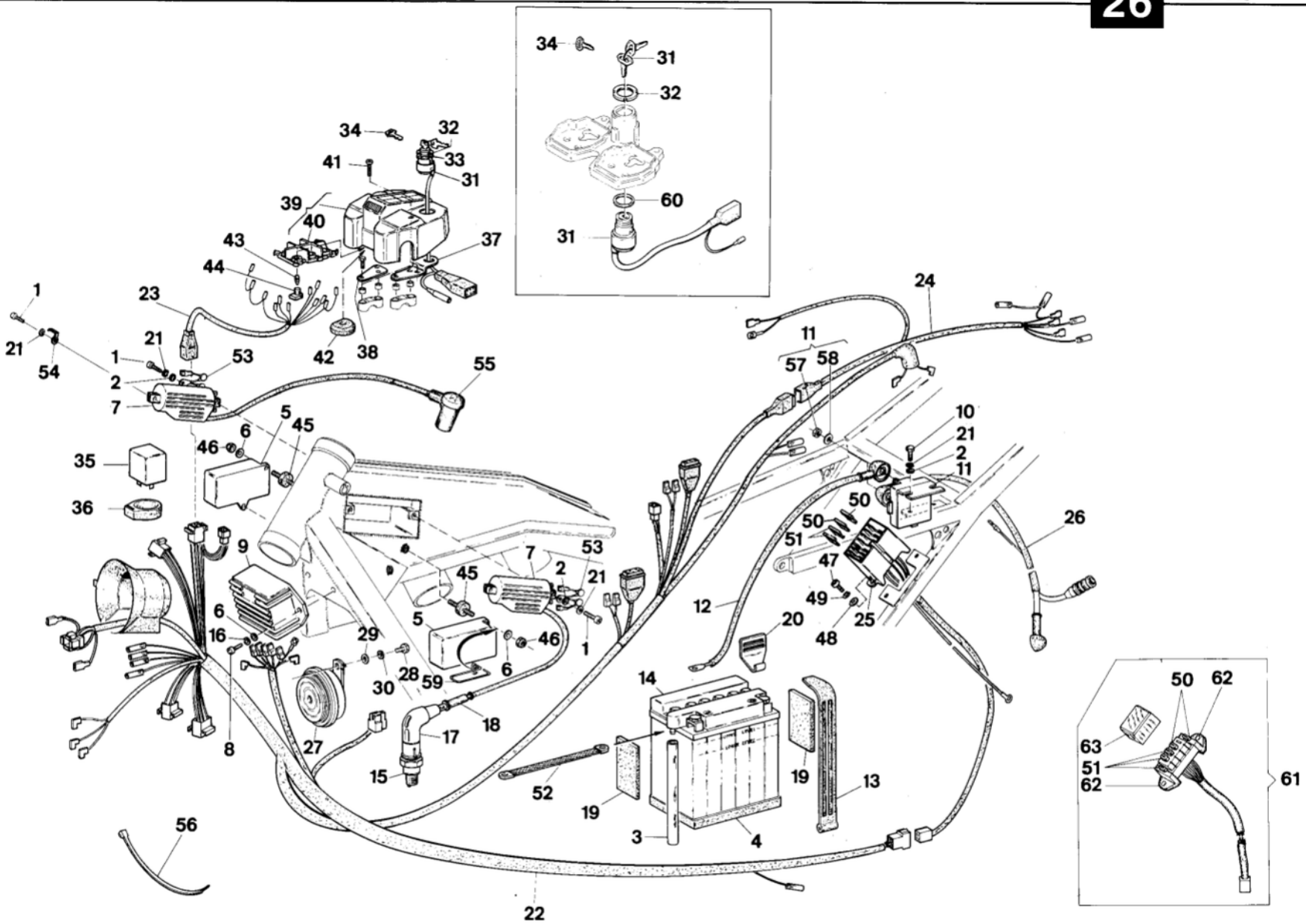
34
31
32
60
31
34
32
41
33
31
39
40
43
37
44
1
23
24
21
11
1
21
53
42
38
57
58
54
2
55
7
5
45
10
6
21
46
2
35
11
50
36
50
26
51
9
7
53
47
45
2
21
49
12
6
5
25
20
16
29
46
48
1
28
59
6
30
14
18
17
8
27
15
52
19
19
13
3
4
56
22
50
62
63
51
62
61

Note Notes Notes Marke	Index No. Pos. N.	Code N. Nr. Code N. Cod Code Nr.	DENOMINAZIONE	NAME	DESIGNATION	BESHREIBUNG	Q.ty Q.tà Q.te M.ge	Validity Validità Validité Gultig
**	1	N2487-G22	Vite	Screw	Vis	Schraube	4	
**	2	N15503-G22	Rosetta piana	Flat washer	Rondelle	Scheibe	6	
**	3	36347	Tubetto sfiato	Exhaust pipe	Tuyau d'échappement	Auspuffrohr	1	
**	4	42912	Guarnizione	Gasket	Joint	Dichtung	1	
**	5	42902	Centralina	Electronic device	Dispositif éléctronique	Zundbox	2	
**	6	N15504-G22	Rosetta piana	Flat washer	Rondelle	Scheibe	6	
**	7	46818	Bobina	Coil	Bobine	Zundspule	2	
**	8	N7335-G22	Vite	Screw	Vis	Schraube	6	
**	9	42901	Regolatore 12V-25A	Rectifier	Régulateur	Regler	1	
**	10	N1051-G22	Vite	Screw	Vis	Schraube	2	
**	11	42903	Teleruttore	Remote control switch	Télérupteur	Fernschalter	1	
**	12	47234	Cavo dal teleruttore alla batteria	Cable	Cable	Kabel	1	
**	13	23433	Fascia	Clamp	Collier	Schelle	1	
**	14	42911	Batteria 12V-14Ah	Battery	Batterie	Batterie	1	
**	15	44047	Candela CHAMPION L82 YC	Spark plug	Bougie	Zundkerze	2	
**	16	N15536-G22	Rosetta elastica	Spring washer	Rondelle élastique	Federscheibe	2	
**	17	26548	Pipetta cand. schermata (D, CH, B, E, F)	Plug pipe	Pipette bougie	Kerzenstecker	2	
**	18	21615	Cappuccio (D, CH, B, E, F)	Cap	Capouchon	Kappe	2	
**	19	37140	Spessore laterale	Spacer	Entretoise	Distanzstuck	2	
**	20	45496	Fermaglio	Retainer	Arret	Aufhalter	1	
**	21	N15535-G22	Rosetta elastica	Spring washer	Rondelle élastique	Federscheibe	6	
□	22	47229	Gruppo principale cavi	Cable assy	Cables compl.	Kabel kpl.	1	
●							1	F.m. 1N001504
		50750	Gruppo principale cavi	Cable assy	Cables compl.	Kabel kpl.	1	D.m. 1N001505
□	23	47230	Gruppo cavi spie	Warning lights cable assy	Cables témoins	Kontrolleuchtekabel	1	
●							1	F.m. 1N001504
**	24	47231	Gruppo cavi codino post.	Cables	Cables	Kabel	1	
**	25	47232 (1)	Gruppo cavi fusibili	Fuse cable	Cable fusibles	Sicherungskabel	1	
**	26	47233	Cavo tra teleruttore e motorino avviam.	Cable	Cable	Kabel	1	
**	27	50555*	Avvisatore acustico	Horn	Signal acoustique	Hope	1	
		50421*	Avvisatore acustico	Horn	Signal acoustique	Hope	1	
**	28	N1138-G22	Vite	Screw	Vis	Schraube	1	
**	29	1911	Rosetta piana	Flat washer	Rondelle	Scheibe	1	
**	30	N15538-G22	Rosetta elastica	Spring washer	Rondelle élastique	Federscheibe	1	
**	31	37478	Interruttore accensione compl.	Ignition switch assy	Interrupteur pour allum. compl.	Schalter kpl.	1	
**	32	34751	Ghiera superiore	Upper ring nut	Embout sup.	Uberring	1	
□	33	34752	Ghiera inferiore	Lower ring nut	Embout inf.	Unterring	1	
●								F.m. 1N001504

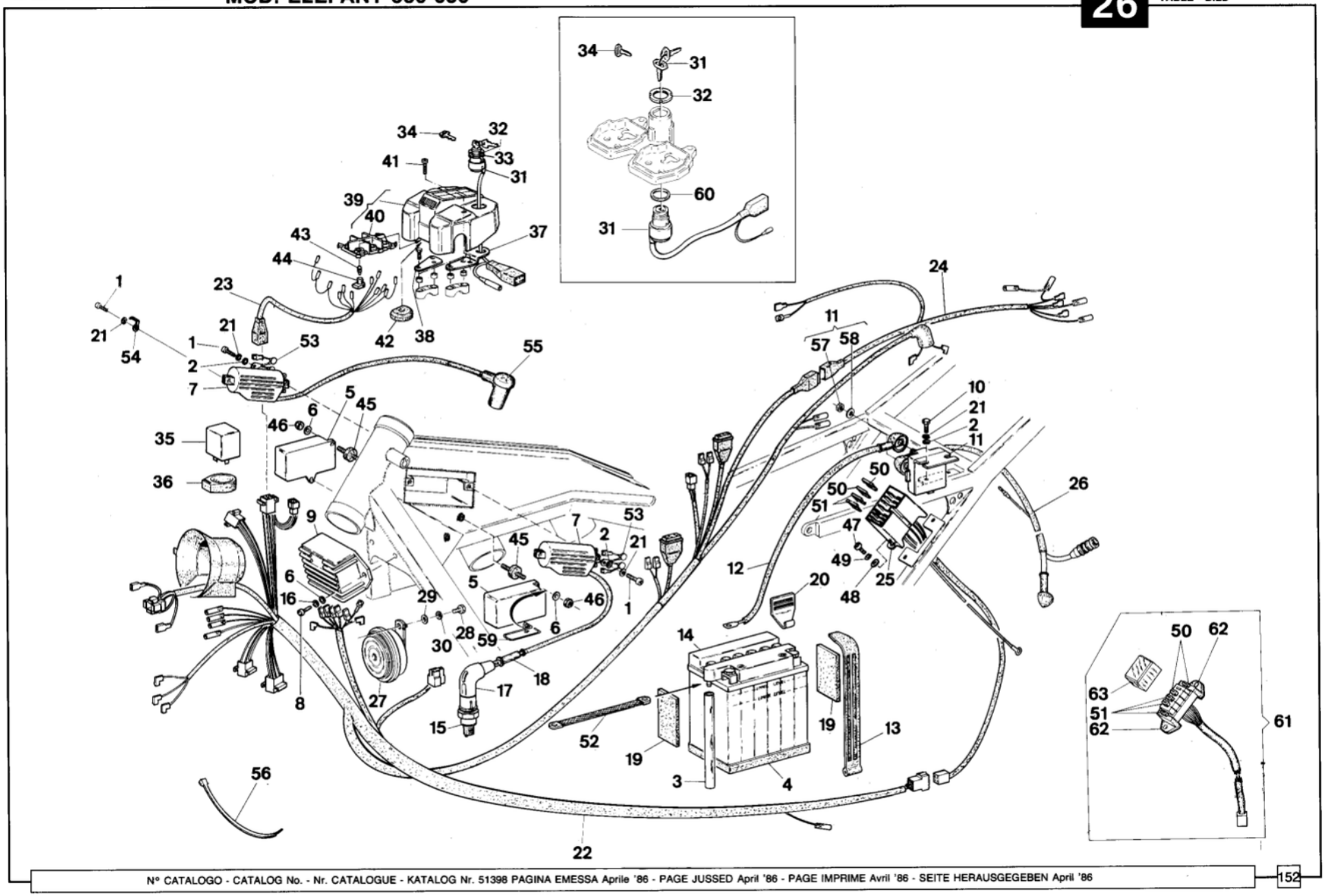
34
31
32
60
31
34
32
41
33
31
39
40
43
37
44
23
1
21
54
21
1
53
42
38
55
2
7
5
45
6
46
35
36
9
7
53
2
21
45
5
6
16
29
46
6
1
28
30
59
8
27
17
18
15
52
19
3
4
19
13
12
20
24
11
57
58
10
21
2
11
50
50
51
47
49
48
25
26
14
56
22
50
62
63
51
62
61

Note Notes Notes Marke	Index No. Pos. N.	Code N. Nr. Code N. Cod Code Nr.	DENOMINAZIONE	NAME	DESIGNATION	BESHREIBUNG	Q.ty Q.tà Q.te M.ge	Validity Validità Validité Gultig
**	34	35533	Chiave grezza	Raw key	Clef primitive	Schlussel	1	
**	35	46283	Intermittenza	Flasher	Intermittance	Aussetzung	1	
**	36	46461	Supporto intermittenza	Flasher holder	Support inter.	Aussetzungshalter	1	
□ ●	37	39066	Supporto interr. accensione	Holder	Support	Halter	1	F.m. 1N001504
□ ●	38	39067	Piastrina att. sup. spie	Warning lights plate	Plaquette	Platte	1	F.m. 1N001504
□ ●	39	46293	Supporto spie	Warning lights holder	Support	Halter	1	F.m. 1N001504
□ ●	40	34648	Elemento elastico	Elastic element	Element élastique	Elasticher Element	1	F.m. 1N001504
□ ●	41	25255	Vite	Screw	Vis	Schraube	2	F.m. 1N001504
□ ●	42	36390	Tampone	Pad	Tampon	Stopfen	1	F.m. 1N001504
□ ●	43	20602	Lampada 12V-1,2W	Bulb	Lampe	Lampe	6	F.m. 1N001504
□	44	34728	Portalampada	Bulb holder	Porte-lampe	Lampenhalter	6	F.m. 1N001504
**	45	46366	Antivibrante	Damper bushing	Element antivibrant	Vibrierschatzelement	4	
**	46	N15193-G22	Dado	Nut	Ecrou	Mutter	4	
**	47	N7330-G22	Vite	Screw	Vis	Schraube	2	
**	48	N15503-G22	Rosetta piana	Flat washer	Rondelle	Scheibe	2	

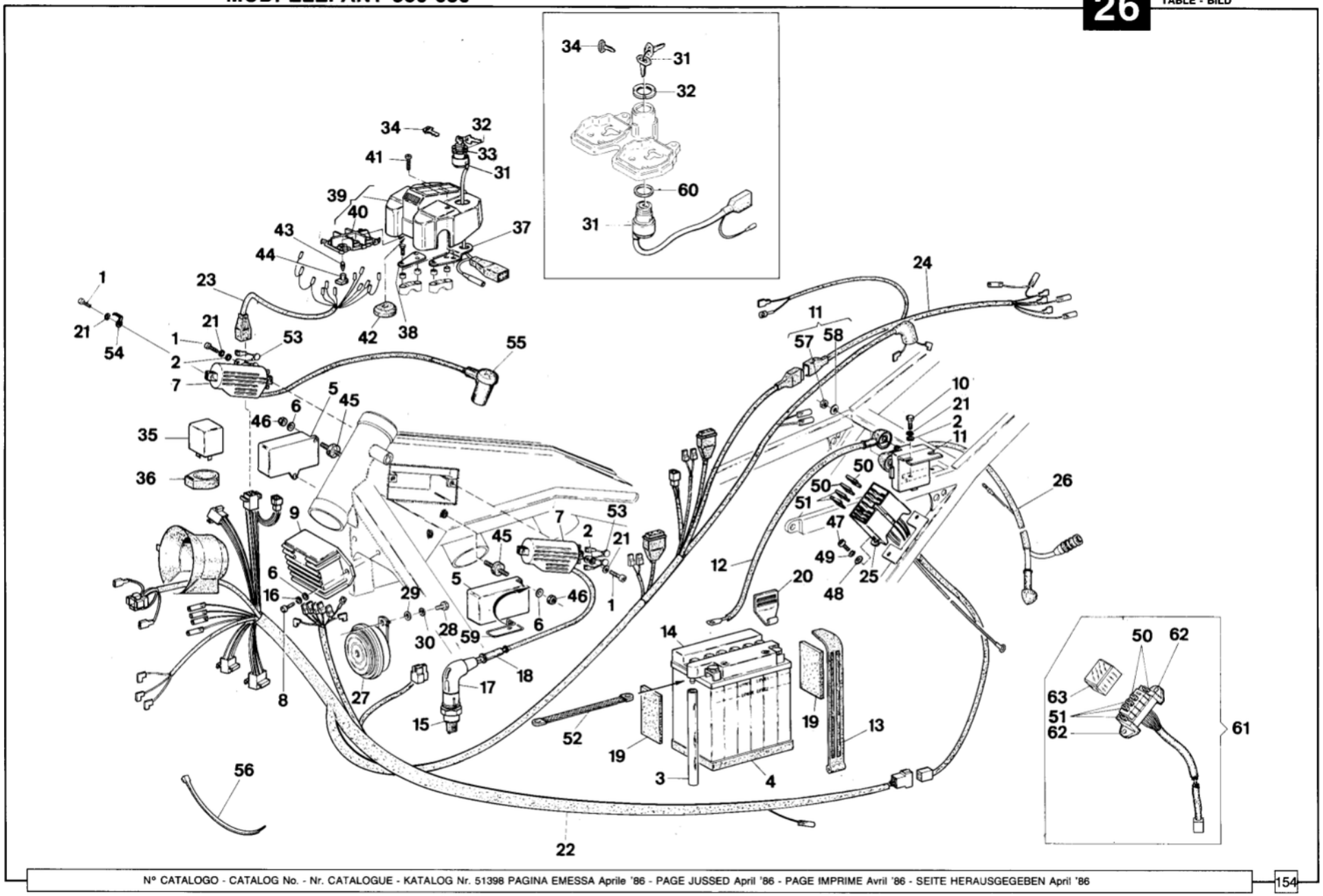
34
31
32
60
31
34
32
33
41
31
39
40
37
43
44
24
1
23
21
11
21
53
42
38
57
58
54
2
55
7
10
5
45
6
21
46
2
35
11
50
36
50
26
51
9
7
53
47
45
2
21
49
12
6
5
25
20
16
29
46
48
1
28
6
30
59
14
18
17
8
27
15
52
19
13
19
3
4
56
22
50
62
63
51
62
61

Note Notes Notes Marke	Index No. Pos. N.	Code N. Nr. Code N. Cod Code Nr.	DENOMINAZIONE	NAME	DESIGNATION	BESHREIBUNG	Q.ty Q.tà Q.te M.ge	Validity Validità Validité Gultig
**	49	N15535-G22	Rosetta elastica	Spring washer	Rondelle élastique	Federscheibe	2	
**	50	47474	Fusibile 25A	Fuse	Fusible	Sicherung	2	
**	51	47472	Fusibile 15A per n. 25	15A fuse for n. 25	Fusible 15A pour n. 25	Sicherung 15A fur n. 25	2	
		47472	Fusibile 15A per n. 61	15A fuse for n. 61	Fusible 15A pour n. 61	Sicherung 15A fur n. 61	3	
**	52	47514	Treccia di massa	Mass braid	Tresse de masse	Gurtmasse	1	
**	53	47646	Circuito protezione centralina	Protection circuit	Circuit de protection	Schutzstromkreis	2	
**	54	43292	Piastrina ritegno cavi	Plate	Plaque	Platte	2	
**	55	23158	Pipetta candela	Cap	Capouchon	Kappe	2	
**	56	34002	Fascetta	Clamp	Collier	Schelle	3	
**	57	42904	Dado	Nut	Ecrou	Mutter	2	
**	58	42918	Rosetta	Washer	Rondelle	Scheibe	2	
•	59	50562	Asola trasmissione comando gas	Gas control transmission slot	Boutonnière transmis. commande du gaz	Fuhrungsose des Gaszugs	1	D.m. 1N001505
•	60	50569	Distanziale	Spacer	Entretoise	Distanzstuck	1	D.m. 1N001505
**	61	47860 (2)	Gruppo cavi fusibili	Fuse cable	Cable fusibles	Sicherungskabel	1	
**	62	47862	Supporto elastico	Elastic holder	Support élastique	Elasticherhalter	2	
**	63	47863	Coperchietto	Cover	Couvercle	Deckel	1	
			(1): In alternativa con il N. 61	(1): In alternative with N. 61	(1): En alternative avec N. 61	(1): Die Auswahl mit N. 61		
			(2): In alternativa con il N. 25	(2): In alternative with N. 25.	(2): En alternative avec N. 25	(2): Die Auswahl mit N. 25		
			*: In alternativa	*: In alternative	*: En alternative	*: Die Auswahl		

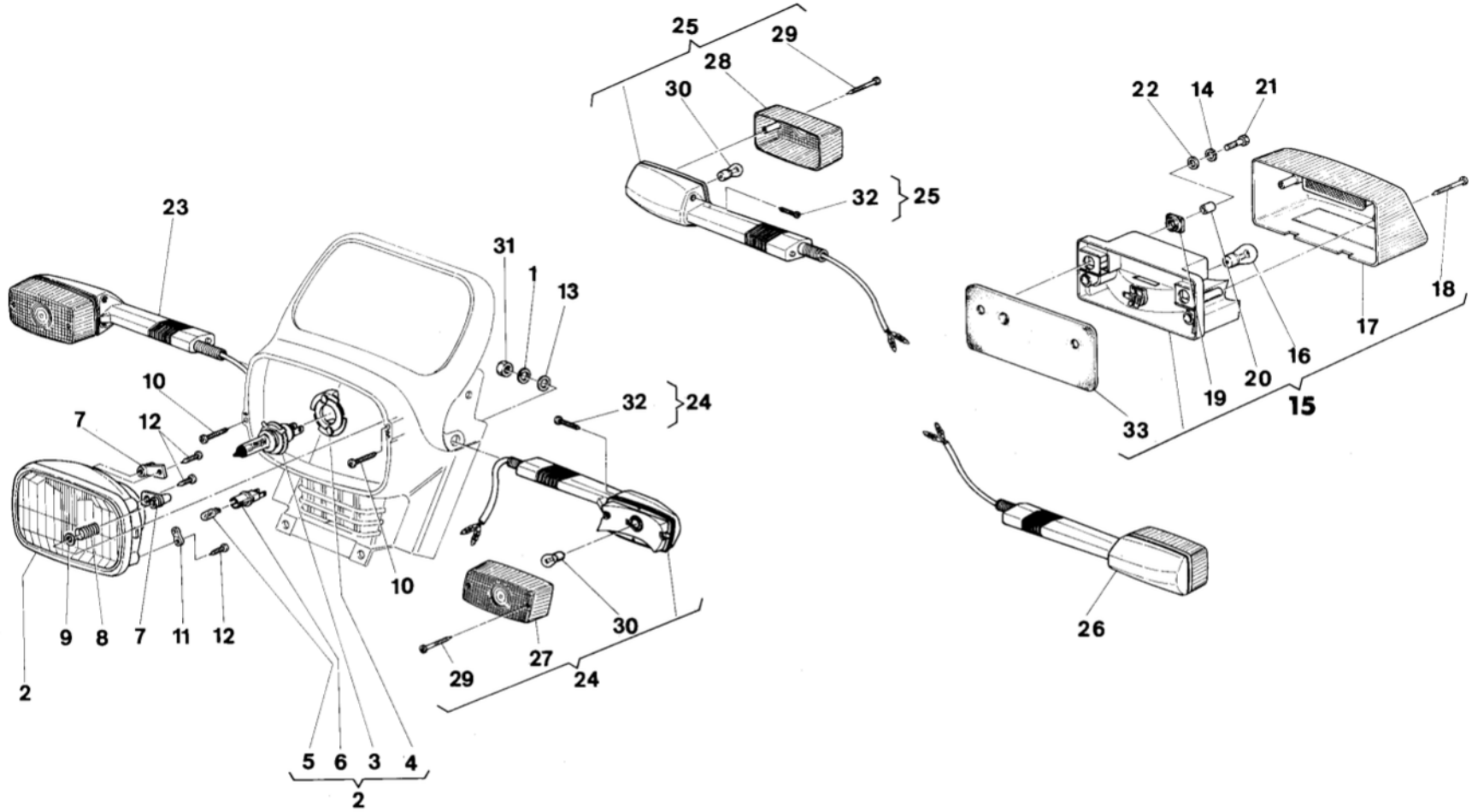
25
29
28
30
32
25
22
14
21
23
31
1
13
18
17
16
20
19
15
33
10
7
12
32
24
9
8
7
11
12
10
30
27
29
24
2
26
5
6
3
4
2

Note Notes Notes Marke	Index No. Pos. N.	Code N. Nr. Code N. Cod Code Nr.	DENOMINAZIONE	NAME	DESIGNATION	BESHREIBUNG	Q.ty Q.tà Q.te M.ge	Validity Validità Validité Gultig
**	1	N15541-G22	Rosetta elastica	Spring washer	Rondelle élastique	Federscheibe	4	
**	2	46289	Gruppo ottico compl.	Optical group assy	Groupe optique compl.	Optischegruppe kpl.	1	
		46444	Gruppo ottico completo (F)	Optical group assy	Groupe optique	Optischegruppe	1	
●		46344	Gruppo ottico completo (USA)	Optical group assy	Groupe optique	Optischegruppe	1	
**	3	42946	Lampada biluce 12V-60/55W	Bulb	Lampe	Lampe	1	
		46455	Lampada biluce 12V-60/55W (F)	Bulb	Lampe	Lampe	1	
**	4	42926	Ghiera	Ring nut	Embout	Nutmutter	1	
**	5	36230***	Lampada 12V-5W	Bulb	Lampe	Lampe	1	
**	6	36231***	Portalampada	Bulb holder	Porte-lampe	Lampenhalter	1	
**	7	36245	Piastrina regolatore proiettore	Plate	Plaquette	Platte	2	
**	8	36243	Molla	Spring	Ressort	Feder	2	
**	9	36244	Rondella appoggio molla	Washer	Rondelle	Scheibe	2	
**	10	36242	Vite esterna di regolazione	Screw	Vis	Schraube	2	
**	11	36246	Piastrina di reazione	Plate	Plaquette	Platte	1	
**	12	36241	Vite interna	Screw	Vis	Schraube	3	
**	13	N15508-G22	Rosetta piana	Flat washer	Rondelle	Scheibe	4	
**	14	N15536-G22	Rosetta elastica	Spring washer	Rondelle élastique	Federscheibe	2	
**	15	46277	Fanale post. compl.	Rear light assy	Feau arriere compl.	Hinterlicht kpl.	1	
**	16	18246	Lampada biluce 12V-5/21W	Bulb	Lampe	Lampe	1	
**	17	46278	Lente	Tail	Loupe	Linse	1	
**	18	46279	Vite	Screw	Vis	Schraube	2	
**	19	46281	Antivibrante	Damper bushing	Element antivibrant	Vibrierschatzelement	2	
**	20	46282	Distanziale	Spacer	Entretoise	Distanzstuck	2	
**	21	N1085-G22	Vite	Screw	Vis	Schraube	2	
**	22	2709	Rondella	Washer	Rondelle	Scheibe	2	
**	23	47154	Indicatore direz. ant. destro	R. front blinking	Clignotant AV. D.	Vorderblinker R.	2	
●		46272	Indicat. direz. ant. destro (USA)	R. front blinking	Clignotant AV. D.	Vorderblinker R.	1	
**	24	47155	Indicatore direz. ant. sinistro	L. front blinking	Clignotant AV. G.	Vorderblinker L.	1	
●		47273	Indicat. direz. ant. sinistro (USA)	L. front blinking	Clignotant AV. G.	Vorderblinker L.	1	
**	25	46274	Indicatore direz. post. destro	R. rear blinking	Clignotant AR. D.	Hinterblinker R.	1	
**	26	46275	Indicatore direz. post. sinistro	L. rear blinking	Clignotant AR. G.	Hinterblinker L.	1	
**	27	47156	Lente anteriore	Front tail	Loupe AV.	Vorderlinse	2	
●		42937	Lente anteriore (USA)	Front lens	Loupe AV.	Vorderlinse	2	
**	28	42937	Lente posteriore	Rear tail	Loupe AR.	Hinterlinse	2	

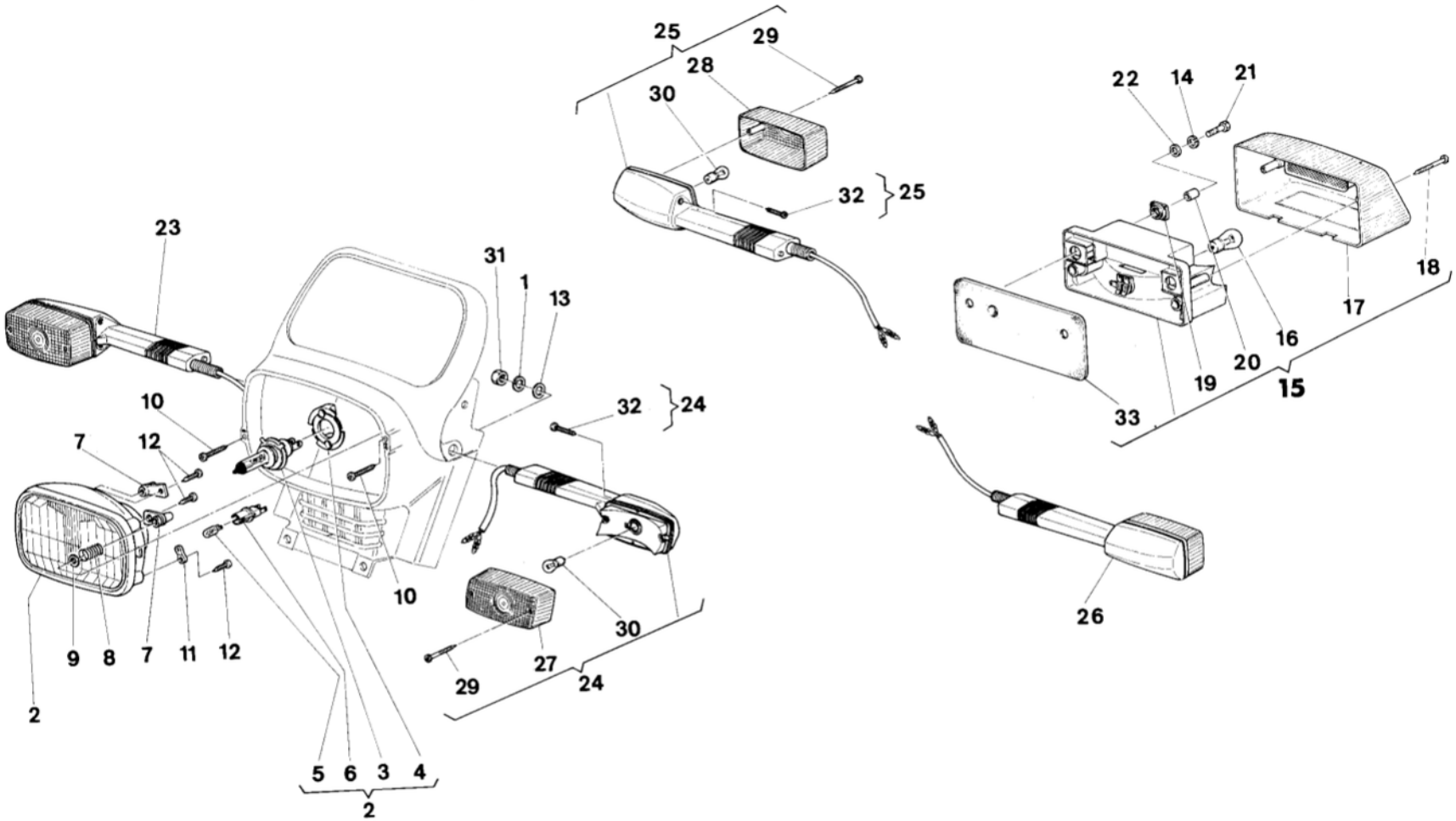
25
29
28
30
32
25
22
14
21
23
31
1
13
18
17
16
20
19
15
33
10
32
24
7
12
10
30
9
8
7
11
12
29
27
24
26
2
5
6
3
4
2

Note Notes Notes Marke	Index No. Pos. N.	Code N. Nr. Code N. Cod Code Nr.	DENOMINAZIONE	NAME	DESIGNATION	BESHREIBUNG	Q.ty Q.tà Q.te M.ge	Validity Validità Validité Gultig
**	29	20645	Vite	Screw	Vis	Schraube	8	
**	30	36726	Lampada 12V-10W	Bulb	Lampe	Lampe	4	
**	31	N15088-G22	Dado	Nut	Ecrou	Mutter	4	
**	32	36241	Vite	Screw	Vis	Schraube	8	
**	33	46280	Distanziale	Spacer	Entretoise	Distanzstuck	1	
			***: Escluso USA	***: Exept USA	***: Exclu USA	***: Ausschliessen USA		
			* :Per Elefant 650 F.m. 1N001504	* :For Elefant 650 F.m. 1N001504	* :Pour Elefant 650 F.m. 1N001504	* :Fur Elefant 650 F.m. 1N001504		

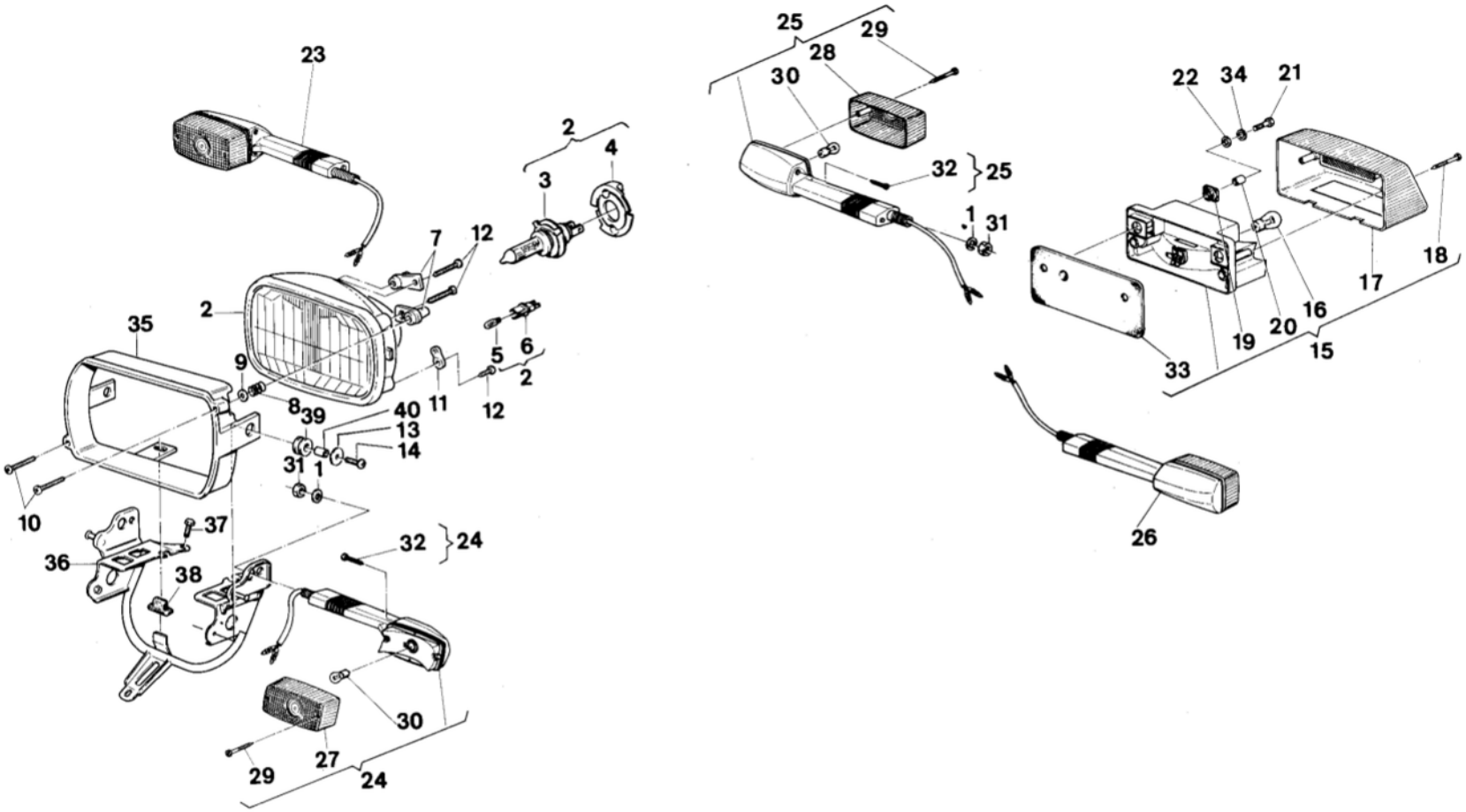
23
2
4
3
7
12
2
35
9
8
39
40
11
5
6
2
12
13
14
31
1
10
37
36
38
32
24
30
29
27
24
25
29
28
30
32
25
1
31
22
34
21
18
17
16
20
19
15
33
26

Note Notes Notes Marke	Index No. Pos. N.	Code N. Nr. Code N. Cod Code Nr.	DENOMINAZIONE	NAME	DESIGNATION	BESHREIBUNG	Q.ty Q.tà Q.te M.ge	Validity Validità Validité Gultig
•	1	N15541-G22	Rosetta elastica	Spring washer	Rondelle élastique	Federscheibe	4	
•	2	46289	Gruppo ottico compl.	Optical group assy	Groupe optique compl.	Optischegruppe kpl.	1	
		46444	Gruppo ottico completo (F)	Optical group assy	Groupe optique	Optischegruppe	1	
		46344	Gruppo ottico completo (USA)	Optical group assy	Groupe optique	Optischegruppe	1	
•	3	42946	Lampada biluce 12V-60/55W	Bulb	Lampe	Lampe	1	
•	4	42926	Ghiera	Ring nut	Embout	Nutmutter	1	
•	5	36230***	Lampada 12V-5W	Bulb	Lampe	Lampe	1	
•	6	36231***	Portalampada	Bulb holder	Porte-lampe	Lampenhalter	1	
•	7	36245	Piastrina regolazione proiettore	Plate	Plaque	Platte	2	
•	8	36243	Molla	Spring	Ressort	Feder	2	
•	9	36244	Rondella appoggio molla	Washer	Rondelle	Scheibe	2	
•	10	36242	Vite esterna di regolazione	Screw	Vis	Schraube	2	
•	11	36246	Piastrina di reazione	Plate	Plaquette	Platte	1	
•	12	36241	Vite interna	Screw	Vis	Schraube	3	
•	13	47332	Rosetta piana	Flat washer	Rondelle	Scheibe	2	
•	14	49842	Vite	Screw	Vis	Schraube	2	
•	15	46277	Fanale post. compl.	Rear light assy	Feau arriere compl.	Hinterlicht kpl.	1	
•	16	18246	Lampada biluce 12V-5/21W	Bulb	Lampe	Lampe	1	
•	17	46278	Lente	Tail	Loupe	Linse	1	
•	18	46279	Vite	Screw	Vis	Schraube	2	
•	19	46281	Antivibrante	Damper bushing	Element antivibrant	Vibrierschatzelement	2	
•	20	46282	Distanziale	Spacer	Entretoise	Distanzstuck	2	
•	21	N1085-G22	Vite	Screw	Vis	Schraube	2	
•	22	2709	Rondella	Washer	Rondelle	Scheibe	2	
•	23	50758	Indicatore direz. ant. destro	R. front blinking	Clignotant AV. D.	Vorderblinker R.	2	
		51284	Indicat. direz. ant. destro (USA)	R. front blinking	Clignotant AV. D.	Vorderblinker R.	1	
•	24	50759	Indicatore direz. ant. sinistro	L. front blinking	Clignotant AV. G.	Vorderblinker L.	1	
		51285	Indicat. direz. ant. sinistro (USA)	L. front blinking	Clignotant AV. G.	Vorderblinker L.	1	
•	25	46274	Indicatore direz. post. destro	R. rear blinking	Clignotant AR. D.	Hinterblinker R.	1	
•	26	46275	Indicatore direz. post. sinistro	L. rear blinking	Clignotant AR. G.	Hinterblinker L.	1	
•	27	47156	Lente anteriore	Front tail	Loupe AV.	Vorderlinse	2	
		42937	Lente anteriore (USA)	Front lens	Loupe AV.	Vorderlinse	2	
•	28	42937	Lente posteriore	Rear tail	Loupe AR.	Hinterlinse	2	

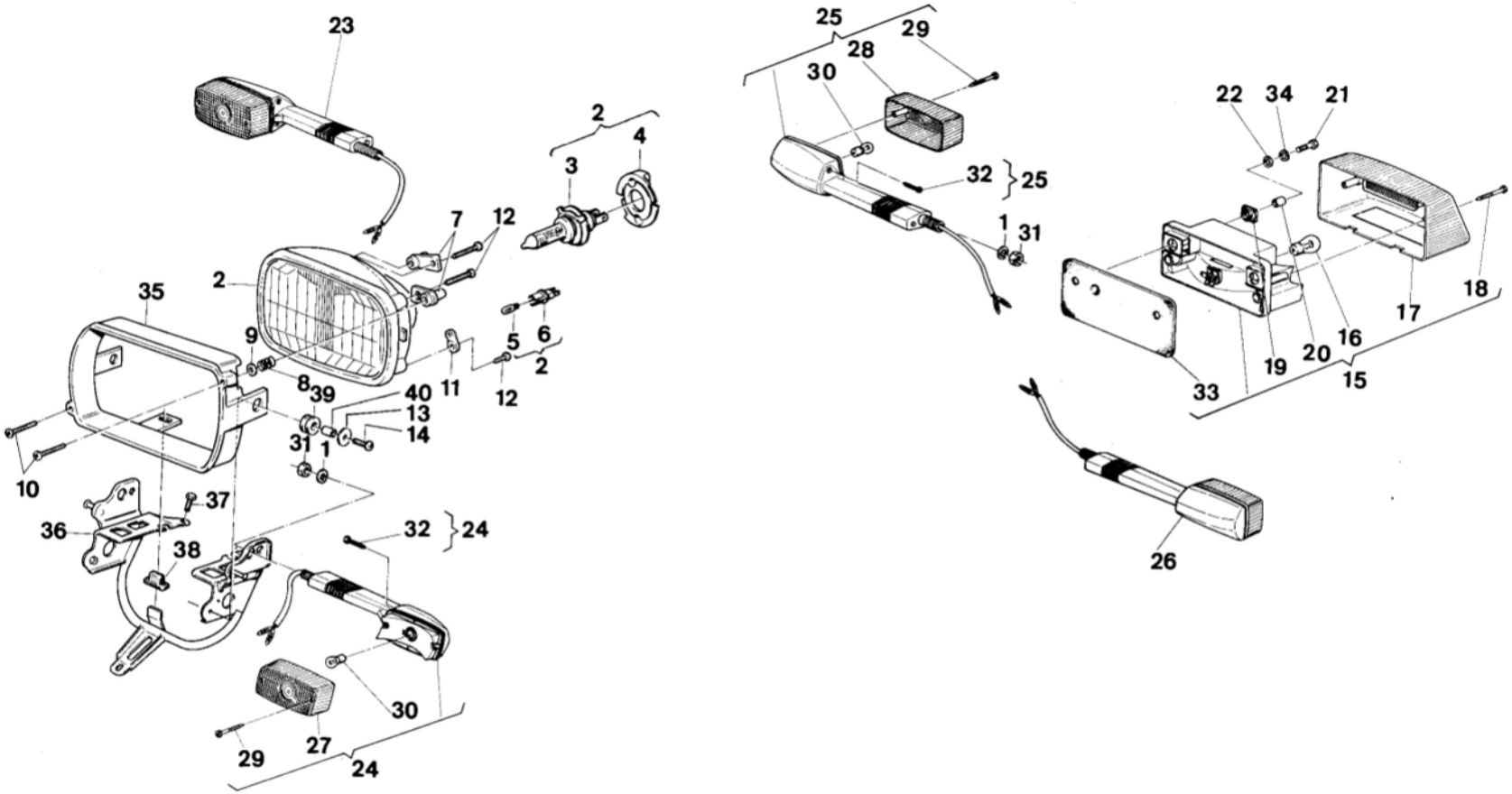
23
2
4
3
7
12
2
35
9
5
6
2
8
39
40
11
12
13
14
31
1
10
37
36
38
32
24
30
29
27
24
25
29
28
30
22
34
21
32
25
1
31
18
17
16
20
19
15
33
26

Note Notes Notes Marke	Index No. Pos. N.	Code N. Nr. Code N. Cod Code Nr.	DENOMINAZIONE	NAME	DESIGNATION	BESHREIBUNG	Q.ty Q.tà Q.te M.ge	Validity Validità Validité Gultig
•	29	20645	Vite	Screw	Vis	Schraube	8	
•	30	36726	Lampada 12V-10W	Bulb	Lampe	Lampe	4	
•	31	N15088-G22	Dado	Nut	Ecrou	Mutter	4	
•	32	36241	Vite	Screw	Vis	Schraube	8	
•	33	46280	Guarnizione	Gasket	Joint	Dichtung	1	
•	34	N15536-G22	Rosetta elastica	Spring washer	Rondelle élastique	Federscheibe	2	
•	35	50752	Ghiera	Ring nut	Embout	Nutmutter	1	
•	36	50688	Telaio sostegno fanale	Headlight support	Support projecteur	Scheinwerferschutze	1	
•	37	N1078-G22	Vite	Screw	Vis	Schraube	2	
•	38	50808	Gommino	Rubber	Caoutchouc	Gummistuck	1	
•	39	33288	Gommino	Rubber	Caoutchouc	Gummistuck	2	
•	40	16136	Distanziale	Spacer	Entretoise	Distanzstuck	2	
			* :D.m. 1N001505	* :D.m. 1N001505	* :D.m. 1N001505	* :D.m. 1N001505		
			*** :Escluso USA	*** :Exept USA	*** :Exclu USA	*** :Ausschliessen USA		

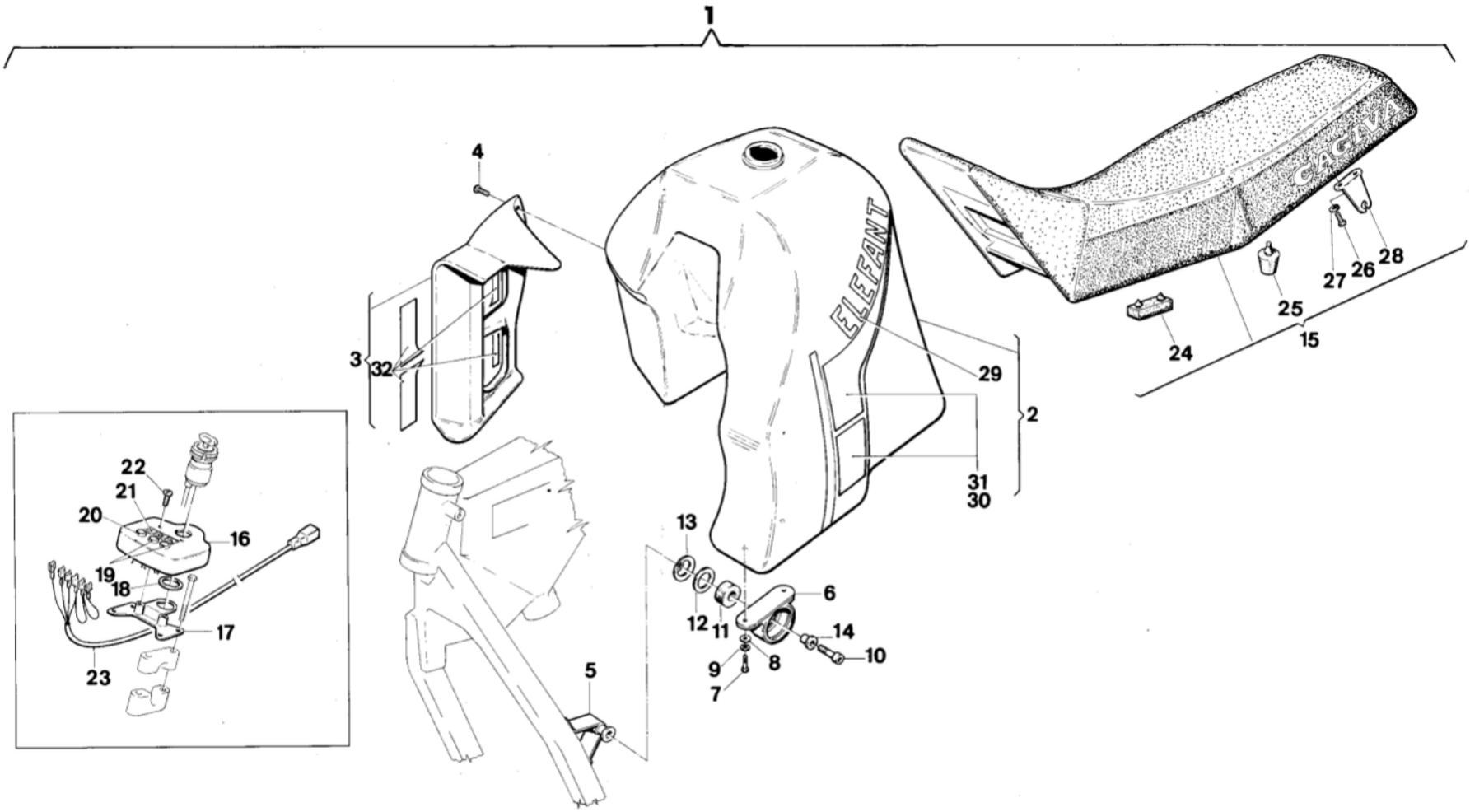
1
4
3
32
ELEFANT
29
2
31
30
CAGIVA
24
25
27
26
28
15
22
21
20
16
19
18
17
23
13
12
11
6
14
10
9
8
7
5

KIT SERBATOIO CARBURANTE DA L 30 - 30 LT. RESERVOIR KIT
KIT RÉSERVOIR DE LITRES 30 - KIR FÜR TANK LITER 30

TAVOLA DRAWING TABLE BILD **28**

Elefant 350-650

Note Notes Notes Marke	Index No. Pos. N.	Code N. Nr. Code N. Cod Code Nr.	DENOMINAZIONE	NAME	DESIGNATION	BESHREIBUNG	Q.ty Q.tà Q.te M.ge	Validity Validità Validité Gultig
•	1	49665	Kit serbatoio da l. 30	Lt. 30 reservoir kit	Kit réservoir de litres 30	Kit fur tank liter. 30	1	F.m. 1N001504
		51057	Kit serbatoio da l. 30	Lt. 30 reservoir kit	Kit réservoir de litres 30	Kit fur tank liter. 30	1	D.m. 1N001505
•	2	51950	Serbatoio compl. di decalc.	Tank assy with trim	Réservoir compl. avec décalc.	Kraftstoffbehalter Kpl. mit Abziehbild	1	
•	3	51951	Convogliatore destro compl. di decal.	R. Outlet hood assy with trim	Capot sortie D. compl. avec décalc.	R. Ablufthaube kpl. Abziehbild	1	
•	4	49703	Vite	Screw	Vis	Schraube	3	
•	5	49652	Attacco laterale	Lateral connection	Attaque lateral	Sertenanschluss	1	
•	6	49650	Attacco inferiore	Lower connection	Attaque inférieur	Unteranschluss	1	
•	7	N1081-G22	Vite	Screw	Vis	Schraube	2	
•	8	N15549-G22	Rosetta piana	Flat washer	Rondelle	Scheibe	2	
•	9	N15536-G22	Rosetta elastica	Spring washer	Rondelle élastique	Federscheibe	2	
•	10	N2558-G22	Vite	Screw	Vis	Schraube	1	
•	11	49660	Tampone elastico	Spring buffer	Tampon élastique	Einbaupuffer	1	
•	12	49661	Rosetta piana	Flat washer	Rondelle	Scheibe	1	
•	13	N21266	Anello elastico	Elastic ring	Bague élastique	Elastischer Ring	1	
•	14	49662	Bussola	Bushing	Douille	Buchse	1	
•	15	49663	Sella completa	Seat assy	Siège compl.	Sattel kpl.	1	
•	16	49697	Cruscotto porta interruttore accensione e spie	Pilot light switch holder dashboard	Tableau de bord porte interrupteur allumage témoin	Schalterbrett fur die kontrolleuchtezundung	1	F.m. 1N001504
•	17	49694	Piastra	Plate	Plaque	Platte	1	F.m. 1N001504
•	18	49696	Rosetta piana	Flat washer	Rondelle	Scheibe	1	F.m. 1N001504
•	19	28449	Spia pressione olio e generatore	Oil pressure and generator pilot light	Témoin pour pres. de l'huile et genérat.	Generator und oldruckkontrolleuchte	2	F.m. 1N001504
•	20	28448	Spia folle	Neutral position	Témoin changementan point mort	Kontrolleuchte "Getriebeleerlauf"	1	F.m. 1N001504
•	21	49701	Adesivo spie	Warning light trim	Décalcomanie témoins	Kontrolleuchte Abzihbild	1	F.m. 1N001504
•	22	49702	Vite	Screw	Vis	Schraube	2	F.m. 1N001504
•	23	49698	Gruppo cavi spie	Warning lights cable assy	Cables témoins	Kontrolleuchtekabel	1	F.m. 1N001504
•	24	37358	Tampone	Pad	Tampon	Stopfen	3	
•	25	23151	Tampone	Pad	Tampon	Stopfen	1	
•	26	N1079-G22	Vite	Screw	Vis	Schraube	4	
•	27	N15536-G22	Rosetta elastica	Spring washer	Rondelle élastique	Federscheibe	4	
•	28	42887	Attacco posteriore	Rear linkage	Attaque post.	Hinterverschluss	2	
•	29	51941	Adesivo «Elefant»	«Elefant» trim	Décalcomanie «Elefant»	Streifen «Elefant»	2	
•	30	51942	Adesivo destro (motociclo BIANCO)	R. trim (motorcycle WHITE)	Décalcomanie D. (motocyclette BLANCHE)	R. Abziehbild (WEISS Motorrad)	1	
		51944	Adesivo destro (motociclo BIANCO/AZZURRO)	R. trim (motorcycle WHITE/LIGHT BLUE)	Décalcomanie D. (motocyclette BLANCHE/BLUE)	R. Abziehbild (WEISS/HELLBLAU Motorrad)	1	
		51946	Adesivo destro (motociclo NERO)	R. trim (motorcycle BLACK)	Décalcomanie D. (motocyclette NOIRE)	R. Abziehbild (SCHWARZ Motorrad)	1	
		51948	Adesivo destro (motociclo LUCKY EXPLORER)	R. trim (motorcycle LUCKY EXPLORER)	Décalcomanie D. (motocyclette LUCKY EXPLORER)	R. Abziehbild (LUCKY EXPLORER Motorrod)	1	
•	31	51943	Adesivo sinistro (motociclo BIANCO)	L. trim (motorcycle WHITE)	Décalcomanie G. (motocyclette BLANCHE)	L. Abziehbild (WEISS Motorrad)	1	
		51945	Adesivo sinistro (motociclo BIANCO/AZZURRO)	L. trim (motorcycle WHITE/LIGHT BLUE)	Décalcomanie G. (motocyclette BLANCHE/BLUE)	L. Abziehbild (WEISS/HELLBLAU Motorrad)	1	

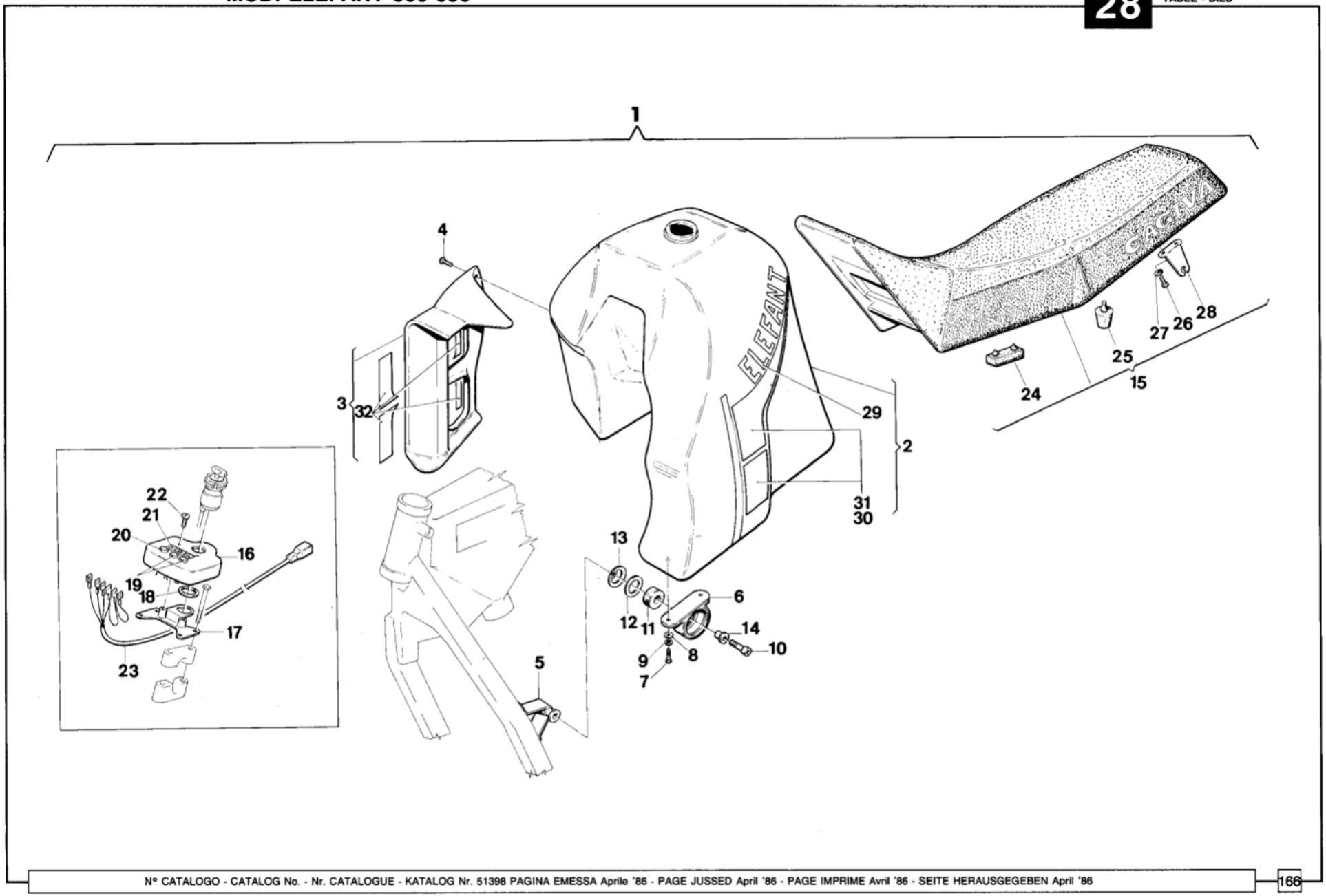
1
4
3
32
29
2
31
30
ELEFANT
CAGIVA
24
25
27
26
28
15
22
21
20
16
19
18
17
23
13
12
11
6
14
10
9
8
7
5

Note Notes Notes Marke	Index No. Pos. N.	Code N. Nr. Code N. Cod Code Nr.	DENOMINAZIONE	NAME	DESIGNATION	BESHREIBUNG	Q.ty Q.tà Q.te M.ge	Validity Validità Validité Gultig
•	31	51947	Adesivo sinistro (motociclo NERO)	L. trim (motorcycle BLACK)	Décalcomanie G. (motocyclette NOIRE)	L. Abziehbild (SCHWARZ Motorrad)	1	
		51949	Adesivo sinistro (motociclo LUCKY EXPLORER)	L. trim (motorcycle LUCKY EXPLORER)	Décalcomanie G. (motocyclette LUCKY EXPLORER)	L. Abziehbild (LUCKY EXPLORER Motorrad)	1	
•	32	51952	Adesivo (motociclo BIANCO)	Trim (motorcycle WHITE)	Décalcomanie (motocyclette BLANCHE)	Streifen (WEISS Motorrad)	1	
		51953	Adesivo (motociclo BIANCO/AZZURRO)	Trim (motorcycle WHITE/LIGHT BLUE)	Décalcomanie (motocyclette BLANCHE/BLUE)	Streifen (WEISS/HELLBLAU Motorrad)	1	
		51954	Adesivo (motociclo NERO)	Trim (motorcycle BLACK)	Décalcomanie (motocyclette NOIRE)	Streifen (SCHWARZ Motorrad)	1	
		51955	Adesivo (motociclo LUCKY EXPLORER)	Trim (motorcycle LUCKY EXPLORER)	Décalcomanie (motocyclette LUCKY EXPLORER)	Streifen (LUCKY EXPLORER Motorrad)	1	

MOD. ELEFANT 350-650 • INDICE NUMERICO PROGRESSIVO / NUMERICAL INDEX / INDEX NUMERIQUE / NUMMERNVERZEICHNIS

DISEGNO DRAWING DESSIN ZEICHNUNG	PAGINA PAGE PAGE SEITE	DISEGNO DRAWING DESSING ZEICHNUNG	PAGINA PAGE PAGE SEITE	DISEGNO DRAWING DESSING ZEICHNUG	PAGINA PAGE PAGE SEITE	DISEGNO DRAWING DESSING ZEICHNUG	PAGINA PAGE PAGE SEITE	DISEGNO DRAWING DESSING ZEICHNUG	PAGINA PAGE PAGE SEITE
0002.16.055	9-13	0365.92.970	33	0400.16.190	29-39	0650.49.045	11	0660.16.140	9-13
0011.02.030	69	0367.07.005	73	0400.16.290	73	0659.16.045	9	0660.16.145	9-13
0011.52.010	65	0367.07.005	73	0400.17.030	19	0659.16.085	9	0660.16.150	9-13
0062.12.180	53	0367.07.010	73	0400.29.040	21	0659.16.090	9-13	0660.16.220	9-13
0072.40.050	69	0367.07.015	73	0400.29.110	21-65	0659.16.555	11	0660.16.410	11
0124.40.060	21	0367.07.020	73	0400.29.126	29-39	0659.16.558	11-15	0660.16.415	11
0150.16.030	9-13	0367.07.110	73	0400.46.030	67-69	0659.47.150	17	0660.16.430	11
0150.92.050	21-53-61-67	0367.07.123	73	0400.47.030	11-13-17	0659.47.220	17	0660.16.620	9-15
0204.70.105	31-39	0367.07.140	73	0400.47.040	11-13-17	0659.47.400	17	0660.16.710	11
0214.07.350	7-23	0367.07.150	73	0400.49.030	67	0659.47.450	17	0660.16.720	11
0224.02.085	53	0367.07.160	73	0400.49.045	57-65	0659.47.490	17	0660.17.395	19-25-33
0250.70.180	53-67-69	0367.07.170	73	0400.49.050	57-65	0659.92.110	25-33	0660.29.030	31
0251.47.050	9-13	0367.07.180	73	0400.49.055	21-57-63-67-69	0659.92.120	25-33	0660.29.035	31-39
0272.91.090	7	0367.07.190	73	0400.49.070	7	0659.92.370	25-33	0660.29.055	31-39
0325.16.133	73	0367.07.193	73	0400.49.240	57-61-67	0659.92.380	25-33	0660.29.070	21-31-39
0336.16.090	9	0367.13.075	7	0400.92.433	31-37	0660.92.173	29	0660.29.090	21
0336.17.210	19	0367.13.400	7	0440.13.030	69	0660.07.115	73	0660.29.115	21
0336.17.600	19	0367.16.010	9	0480.49.055	71	0660.12.250	7	0660.29.125	21
0336.29.010	29	0367.16.013	13	0504.17.435	33	0660.13.045	7	0660.29.130	31
0336.29.020	39	0367.16.020	9-13	0504.47.050	9-13	0660.13.050	7	0660.29.150	39
0336.49.590	57-65	0367.16.050	9-13	0504.49.270	11	0660.13.057	7	0660.29.210	21
0336.88.100	11	0367.16.060	9-13	0603.92.150	25-33	0660.13.060	7	0660.29.220	23
0336.88.110	11	0367.16.110	9-13	0609.92.080	11	0660.13.061	7	0660.29.250	23
0336.92.021	25	0367.17.210	19	0609.92.085	11	0660.13.062	7	0660.29.260	23
0336.92.022	33	0367.17.600	19	0619.16.015	9-13	0660.13.065	7	0660.29.280	23
0359.17.110	19	0367.29.050	21-31-39	0619.16.065	9-13	0660.13.066	7	0660.29.310	21
0359.17.500	19	0367.29.140	21	0619.16.120	21-31-39	0660.13.067	7	0660.29.900	21
0359.29.010	29	0367.29.160	21	0619.16.125	9-13	0660.13.070	7	0660.29.903	21
0359.29.020	39	0367.49.030	67	0619.16.140	9-13	0660.13.085	7	0660.46.005	69
0359.92.350	25	0367.49.130	57-61	0619.16.180	9-13	0660.13.133	7	0660.46.260	69
0359.92.355	33	0367.49.275	57-65	0619.47.030	17	0660.13.143	7	0660.46.410	66
0359.92.920	25	0367.49.500	67	0619.47.050	17	0660.13.160	7	0660.46.460	71
0359.92.970	33	0367.49.593	57-61-65	0619.47.288	17	0660.13.165	7	0660.46.470	71
0360.49.600	57	0367.49.600	57	0619.47.460	17	0660.13.170	7	0660.46.605	69
0365.17.110	19	0367.51.101	7	0619.49.178	65	0660.13.200	7	0660.46.670	69
0365.17.500	19	0367.88.200	15	0619.50.065	71	0660.16.030	9-13	0660.47.040	17
0365.47.400	17	0367.88.210	15	0619.50.075	71	0660.16.040	9-13	0660.47.070	71
0365.92.021	25	0367.92.050	25	0619.92.150	25-33	0660.16.047	9	0660.47.220	17
0365.92.022	33	0367.92.290	31-37	0619.92.180	25-33	0660.16.070	9-13	0660.47.230	17
0365.92.350	25	0400.09.010	23	0647.29.040	69	0660.16.080	9-13	0660.47.235	17
0365.92.355	33	0400.09.050	7	0647.29.045	69	0660.16.087	9	0660.47.236	17
0365.92.920	25	0400.13.030	7-67	0647.92.170	39	0660.16.105	9-13	0660.47.270	17

MOD. ELEFANT 350-650 • INDICE NUMERICO PROGRESSIVO / NUMERICAL INDEX / INDEX NUMERIQUE / NUMMERNVERZEICHNIS

DISEGNO DRAWING DESSIN ZEICHNUNG	PAGINA PAGE PAGE SEITE	DISEGNO DRAWING DESSING ZEICHNUNG	PAGINA PAGE PAGE SEITE	DISEGNO DRAWING DESSING ZEICHNUG	PAGINA PAGE PAGE SEITE	DISEGNO DRAWING DESSING ZEICHNUG	PAGINA PAGE PAGE SEITE	DISEGNO DRAWING DESSING ZEICHNUG	PAGINA PAGE PAGE SEITE
0660.47.290	17	0661.16.470	63	0667.49.165	57-61	0723.92.527	29-37	0727.92.092	27-35
0660.47.295	17	0661.16.530	11-13	0667.49.305	59-61	0723.92.528	29-37	0727.92.094	27-35
0660.47.350	17	0661.16.560	11	0667.70.060	53	0723.92.529	29-37	0727.92.096	27-35
0660.49.010	65	0661.16.573	11-15	0667.70.200	53	0723.92.530	29-37	0727.92.240	35
0660.49.020	65	0661.16.610	11	0667.70.250	53	0723.92.535	27-35	0727.92.260	27-35
0660.49.053	53	0661.16.628	11	0667.92.160	39	0723.92.545	27-35	0755.16.115	73
0660.49.135	67	0661.16.630	11	0670.16.900	15	0723.92.555	27-35	0755.17.125	19
0660.49.183	57-61-67	0661.16.670	11	0670.49.910	53	0723.92.565	27-35	0755.29.025	21
0660.49.240	65	0661.16.690	11	0670.50.035	69	0723.92.575	27-35	0755.29.165	21
0660.49.260	19-57-61-65	0661.16.950	9	0670.50.050	69	0723.92.585	27-35	0755.29.169	21
0660.49.268	65	0661.17.010	19	0670.92.010	57-61-65	0723.92.595	27-35	0755.47.050	17
0660.49.270	57-61-65	0661.17.020	19	0675.16.530	13	0723.92.605	27-35	0755.47.060	17
0660.49.320	65	0661.47.450	17	0675.92.640	29-39	0723.92.615	27-35	0755.47.070	17
0660.49.350	57-61	0661.49.170	57-61	06750.3210	5	0723.92.625	27-35	0755.49.310	59-69
0660.49.355	57-61	0661.88.630	11-15-25	0676.16.670	13	0723.92.635	27-35	0755.92.295	31-37
0660.49.387	59-61	0661.92.390	25-33	0723.92.500	27-35	0723.92.645	29-37	0759.29.190	17
0660.49.520	67	0661.92.395	25-33	0723.92.501	27-35	0723.92.655	29-37	0759.49.280	53
0660.49.683	57	0661.92.396	25-33	0723.92.502	27-35	0723.92.675	29-37	0759.49.750	7
0660.49.800	53	0661.92.397	25-33	0723.92.503	27-35	0723.92.685	29-37	0765.92.185	25-33
0660.49.910	57-61	0665.16.045	13	0723.92.504	27-35	0723.92.695	29-37	0765.92.190	25-33
0660.49.920	57-61	0665.16.085	13	0723.92.505	27-35	0723.92.705	29-37	0765.92.195	25-33
0660.50.010	69	0665.16.440	63	0723.92.506	27-35	0727.92.050	25-33	0765.92.205	25-33
0660.50.015	69	0665.16.450	63	0723.92.507	27-35	0727.92.052	25-33	0797.69.040	21-31-39
0660.50.020	69	0665.16.460	63	0723.92.508	27-35	0727.92.054	25-33	0799.13.095	7
0660.50.030	71	0665.16.610	13	0723.92.509	27-35	0727.92.056	25-33	0799.13.110	7
0660.50.817	71	0665.16.625	13	0723.92.510	27-35	0727.92.058	25-33-35	0799.50.175	19
0660.70.065	53	0665.16.630	13	0723.92.511	27-35	0727.92.060	25-35	0799.50.195	71
0660.70.110	53	0665.16.690	15	0723.92.512	29-37	0727.92.062	27-35	0805.46.405	65
0660.88.100	11	0665.16.703	15	0723.92.513	29-37	0727.92.064	27-35	0805.46.408	65
0660.88.110	11	0665.16.730	61	0723.92.514	29-37	0727.92.066	27-35	0805.46.413	65
0660.88.125	9-13	0665.16.860	15	0723.92.515	29-37	0727.92.068	27-35	0805.46.450	65
0660.88.628	15	0665.29.310	21	0723.92.516	29-37	0727.92.070	27	0805.92.150	25-33
0660.92.110	25-33	0665.29.315	23	0723.92.517	29-37	0727.92.072	27-35	0905.46.040	67-69
0660.92.120	25-33	0665.49.603	61	0723.92.518	29-37	0727.92.074	27-35	0905.46.050	67-69
0660.92.150	39	0665.49.610	63	0723.92.519	29-37	0727.92.076	27-35	0905.49.960	53
0660.92.173	29-37	0665.49.680	61	0723.92.520	29-37	0727.92.078	27-35	0905.70.220	53
0660.92.183	25-33	0665.50.800	69	0723.92.521	29-37	0727.92.080	27-35	2178.20.42A	53
0660.92.240	25-33	0665.92.640	29-39	0723.92.522	29-37	0727.92.082	27-35	2203.20.55A	53
0660.92.245	25-33	0667.16.950	9	0723.92.523	29-37	0727.92.084	27-35	4.202.0064A	73
0660.92.310	29-39	0667.47.010	17	0723.92.524	29-37	0727.92.086	27-35	4.632.0196A	19
0660.92.370	25-33	0667.47.150	17	0723.92.525	29-37	0727.92.088	27-35	4115.20.01A	53
0660.92.380	25-33	0667.47.490	17	0723.92.526	29-37	0727.92.090	27-35	4156.00.04A	11

MOD. ELEFANT 350-650 • INDICE NUMERICO PROGRESSIVO / NUMERICAL INDEX / INDEX NUMERIQUE / NUMMERNVERZEICHNIS

DISEGNO DRAWING DESSIN ZEICHNUNG	PAGINA PAGE PAGE SEITE	DISEGNO DRAWING DESSING ZEICHNUNG	PAGINA PAGE PAGE SEITE	DISEGNO DRAWING DESSING ZEICHNUG	PAGINA PAGE PAGE SEITE	DISEGNO DRAWING DESSING ZEICHNUG	PAGINA PAGE PAGE SEITE	DISEGNO DRAWING DESSING ZEICHNUG	PAGINA PAGE PAGE SEITE
4176.01.42A	11-15	74172.1008	21-31-39	93783.0812	39	13419	129	25989	105-109-139
4176.01.99A	59-61	74223.0574	53	93783.1218	59	13825	95	26329	135
4176.07.59A	63	74224.0570	17	93784.2030	57-61	14668	115-121-125	26548	151
4176.07.96A	15	75105.2054	65	93785.2035	59-61	14868	101-115	27065	113
4176.08.29A	65	75110.1747	31-39-67	93823.2037	19-53-57-61	15397	85	27142	77
4184.05.29A	53	75110.2054	29-39-61-65	93823.2081	57	15658	137	27143	77
4202.0008A	7	75110.2154	59	93823.2082	61	15659	143	27361	79
4606.200.2A	55	75112.2054	65	93823.2131	67	16136	163	27521	31-39
4624.02.69A	15	75113.2566	11-13	98112.0002	5	17747	101-111	27910/18	47-49
4629.01.25A	59-61-67	75120.1747	57-61	1669	79	18048	75	27910/23	43
4632.05.37A	15	75120.2566	57-61-65	1676	31-39-77	18153	75	28330	135
4634.04.77A	61	75142.3380	65	1815/2	77	18246	157-161	28448	165
4637.0226A	15	75143.3380	59-61	1911	26-113-151	18648	137	28449	165
70915.1613	9-13	75166.1237	23	2709	75-97-119	18921	115	29058	115
71502.1306	69	75171.0827	21-63		157-161	20066	93-147-149	29061	115
71502.1616	39-71	75173.1542	29-39	3990	47	20602	149-153	29066	115
71502.1624	21-31-39	76266.4429	71	4103	41-43-45-47	20645	159-163	29116	85
71502.1627	31-37	76400.1212	59	4104	41-45-49	21480	55-105-109	29117	85
71502.1631	7-31-39-53-69	76400.1214	57	5761/62	47-49		113-139	29627	115
71502.1632	69	7683.51.134	7	5761/65	43	21535	83-117-123	29861	113
71502.1664	61	76835.0415	11	5893/20	115-139	21615	151	30232	117
71502.21.56	65	76870.0868	57-63	5893/40	115-139	21811	53-131	30586	85
71502.2125	7	76870.1303	59-63	5893/60	115-139	21954	87	30942	131
71502.2144	53	7749.93.796	67	5893/80	115-139	22236	143	31100	89
71502.2158	65	77499.3421	65-67	9129	91	22551	73	31106	89
72094.1616	59-61-65	77499.3796	59-61	9570	145	22613	57-61	31113	89
72121.2106	17	88713.0114	5	10660	131	23109	115	31128	87
72465.1023	57	88713.0120	5	11928	117-125-135	23151	119-125-165	32065	95-97
72465.1032	57-61-65	88713.0123	5	12029	41-45	23158	155	32069/100	97
72943.1542	21-31-39	88713.0137	5	12030	41-45	23433	121-127-151	32069/40	97
73270.4274	57-61-65	88713.0139	5	12032/75	43-47-49	23979	41	32069/50	97
73454.0624	69	88713.0143	5	12033	41-45-49	23981	41-45-51	32069/70	97
73463.0552	69	88713.0144	5	12034	41-45-49	23983	41-45	32070/100	97
73500.0827	21	88713.0146	5	12041/110	43	23985	41-45-49	32070/30	97
73500.0929	11	88713.0262	5	12041/120	43	23990	43-47-49	32070/70	97
73500.1440	71	88713.0710	5	12041/130	47-49	24058/262	43	32071	93
73500.1542	7	88713.0711	5	12041/132	47-49	24058/265	47-49	32203	73
73500.1850	73	88713.0718	5	12045	43-47-49	25117	43-47-49	32204	73
73503.3075	57-61	88713.0748	5	12046	43-47-49	25255	153	32205	73
74101.0770	17	9377.11.524	67	12048	43-47-49	25304	113	32531	75
74121.0580	53	93770.1830	59-63	13335	95	25988	105-109	32690	119-125
74172.0676	69	9378.31.526	57-61-65	13346	137		115-139	32855	41-45-49

DISEGNO DRAWING DESSIN ZEICHNUNG	PAGINA PAGE PAGE SEITE	DISEGNO DRAWING DESSING ZEICHNUNG	PAGINA PAGE PAGE SEITE	DISEGNO DRAWING DESSING ZEICHNUG	PAGINA PAGE PAGE SEITE	DISEGNO DRAWING DESSING ZEICHNUG	PAGINA PAGE PAGE SEITE	DISEGNO DRAWING DESSING ZEICHNUG	PAGINA PAGE PAGE SEITE
32860	51	36137	111-137	39727	115-139	41350	81	42467	135
32867	43-47-49	36230	157-161	39804	137	41359	81	42468	135
33017	101-105	36231	157-161	40344	119	41383	87	42739	95
	109-139	36241	157-159	40562	137	41388	89	42770	79
33115	65		161-163	40578	41-45	41392	89	42771	79
33211	43-47-51	36242	157-161	40579	41-45	41393	89	42775	79
33279	75	36243	157-161	40580	41-45-49	41394	89	42776	79
33280	75	36244	157-161	40581	41-45-49	41472	117	42781	95
33288	163	36245	157-161	40582	41-45-49	41473	121	42782	93
33532	131	36246	157-161	40584	43-45-49	41509	121-125-139	42783	93
33536	133	36347	151	40585	41	41512	83-115-119-125	42788	77
33564	95-119	36390	153	40586	41-45-51		137-147-149	42802	75
33659	75-125-121	36410	121-127	40587	41-45	41513	135	42804	75
33662	129	36411	121-125	40588	43-47-49	41514	81	42813	93
33683	119	36500	43-47-49	40589	43-47-49	41874	119-123	42815	95
33767	87	36548	83	40590	43-47-49-51	41912	131	42817	81
33835	83	36726	159-163	40591	43-47-49	41922	123	42818	81
34002	155	36879	77	40592	43-47-49	41924	113	42819	81
34128/10	43-47-49	37140	151	40593	43-47-49	41978	31-37	42820	81
34266	147	37292	109-137	40594	43-47-49	42001	113	42823	135
34561	129	37358	119-125-165	40595	43-47-49	42069	145	42826	77
34568	83	37391	129	40596/30	41	42074	31-39	42835	77
34572	83	37478	151	40596/35	45-49	42333	113	42847	67
34643	121-127	37554	93	40597	41-45-49	42345	115	42848	93
34648	153	37859	129	40633	135	42346	113	42849	93
34658	147	37860	131	40709	95	42353	55	42850	93
34728	153	37880	99	40711	77	42396	7	42851	81
34730	147	37891	113	40720	81	42398	145	42852	113
34751	151	37968	89	40721	77	42399	145	42855	93-95
34752	151	37969	89	40752	79	42403	5	42856	93
34753	147	38103	115	40806	81	42404	5	42857	101-105
34812	87	38136	95	40833	89	42405	5	42858	95
35099	135	38211	83	40865	113	42407	5	42864	93
35112	135	38956	97	41030	129	42409	5	42874	131
35125	79	38957	97	41067	113	42410	5	42875	131
35285	147	38958	93	41221	93	42411	5	42877	119
35286	147	38959	95	41226	77	42412	5	42878	95
35287	147	39066	153	41227	77	42413	5	42880	85
35290	147	39067	153	41275	137	42414	5	42881	97
35353	45-49	39364	93	41276	137	42415	5	42882	75
35531	79-83	39628	101-105-109	41280	137	42416	5	42884	119-123
35533	153	39629	101-105-109	41333	77	42437	145	42887	125-165

MOD. ELEFANT 350-650 • INDICE NUMERICO PROGRESSIVO / NUMERICAL INDEX / INDEX NUMERIQUE / NUMMERNVERZEICHNIS

DISEGNO DRAWING DESSIN ZEICHNUNG	PAGINA PAGE PAGE SEITE
42893	75
42896	81
42897	77
42898	81
42899	77
42900	77
42901	151
42902	151
42903	151
42904	155
42911	151
42912	151
42918	155
42926	157-161
42937	157-161
42946	157-161
42955	45-51
42956	43-47-49
42979	103-105
43015	135
43217	55
43292	67-155
43303	145
43353	89
43391	79
43557	143
43912	147
43913	85
43928	25-33-39
43946	77
43947	77
43968	129
44047	151
44119	5
44120	5
44131	143
44133	95
44141	117-123
44142	117-123
44143	119-123
44146	117-123
44147	117-125

DISEGNO DRAWING DESSING ZEICHNUNG	PAGINA PAGE PAGE SEITE
44148	117-123
44149	117-123
44151	81
44152	147
44154	129
44156	57-61
44157	117
44227	145
44228	145
44229	143
44230	143
44234	145
44235	143
44236	143
44237	143
44240	143
44241	143
44242	143
44243	143
44244	143
44245	143
44246	143
44274	115
44362	143
44365	143
44366	115
44386	143
44944	89
44996	83
45023	147
45024	147
45025	147-149
45026	147
45027	147-149
45028	147
45030	87
45036	93
45038	147
45039	147
45042	119
45057	145
45060	75

DISEGNO DRAWING DESSING ZEICHNUG	PAGINA PAGE PAGE SEITE
45136	135
45137	135
45138	135
45139	135
45151	81
45164	75
45165	75
45171	129
45175	117-123
45177	55
45178	55
45179	55
45180	55
45181	55
45182	55
45183	55
45184	131
45186	131
45188	131
45189	121
45192	119-123-129 135-149
45193	55
45194	55
45195	55
45197	121-127
45198	121-127
45199	121-127
45214	113
45220	145
45221	143
45226	79
45250	77
45261	113
45263	113
45264	115
45265	113
45266	115
45267	113
45268	113
45269	73
45270	73

DISEGNO DRAWING DESSING ZEICHNUG	PAGINA PAGE PAGE SEITE
45271	73
45274	73
45310	19
45388	79
45390	31
45391	39
45405	119-123
45410	113
45412	113
45415	113
45417	113
45427	83
45428	83
45432	83
45436	87
45437	119-125
45442	113
45444	79
45447	137
45449	137
45450	137
45451	137
45453	137
45455	95
45496	151
45532	139
45533	147-149
46109	51
46118	79
46119	77
46120	77
46121	77
46122	77
46147	115
46153	137
46156	143
46157	143
46170	145
46252	39
46254	31
46271	119
46272	157

DISEGNO DRAWING DESSING ZEICHNUG	PAGINA PAGE PAGE SEITE
46274	157-161
46275	157-161
46277	157-161
46278	157-161
46279	157-161
46280	159-163
46281	157-161
46282	157-161
46283	153
46289	157-161
46291	101
46292	101-105-109
46293	153
46317	19
46341	147
46342	147
46344	157-161
46346	85
46347	87
46348	85
46349	87
46350	85
46351	117
46355	103-107-111
46358	135
46363	137
46364	137
46365	143
46366	153
46419	95
46422	83
46427	53
46430	145
46444	157-161
46455	157
46461	153
46483	121
46488	79
46521	79
46522	79
46527	91
46565	75

MOD. ELEFANT 350-650 • INDICE NUMERICO PROGRESSIVO / NUMERICAL INDEX / INDEX NUMERIQUE / NUMMERNVERZEICHNIS

DISEGNO DRAWING DESSIN ZEICHNUNG	PAGINA PAGE PAGE SEITE	DISEGNO DRAWING DESSING ZEICHNUNG	PAGINA PAGE PAGE SEITE	DISEGNO DRAWING DESSING ZEICHNUG	PAGINA PAGE PAGE SEITE	DISEGNO DRAWING DESSING ZEICHNUG	PAGINA PAGE PAGE SEITE	DISEGNO DRAWING DESSING ZEICHNUG	PAGINA PAGE PAGE SEITE
46641	75	47287	41	47723	135	48385	87	48934	97
46644	139	47288	41	47734	77	48386	87	48935	99
46645	139	47304	97	47736	19	48387	89	48936	99
46647	137	47305	97	47820	101	48388	53-85	48937	99
46648	137	47307	143	47822	101	48389	87	48938	99
46664	105-109-139	47320	139	47823	101	48390	89	48939	99
46665	105-109-139	47322	137	47824	101	48391	89	48940	99
46666	139	47332	161	47825	101	48392	89	48978	105
46667	139	47366	135	47826	101	48393	87	49046	125
46810	45	47420	105-109-139	47827	101	48394	85	49472	121-123
46811	45	47446	101	47829	131	48396	89	49540	105-109
46818	131-151	47459	121-123	47830	119-125	48397	89	49589	91
46820	131	47472	155	47831	119-125	48398	89	49590	91
46894	105-109	47474	155	47845	101-105-109	48399	89	49591	91
46971	45	47476	77	47846	103-105	48400	89	49650	165
46972	45	47481	143	47847	103-105	48401	89	49652	165
47113	135	47483	143	47860	155	48405	91	49654	105-109-141
47121	135	47485	97	47862	155	48418	89	49660	165
47124	131	47510	135	47863	155	48463	123	49661	165
47125	131	47511	135	47880	131	48471	73	49662	165
47126	131	47514	155	47881	121	48516	79	49663	165
47127	131	47521	101	47882	121	48519	75	49665	165
47128	131	47523	101	47883	131	48520	121-123	49694	165
47129	101	47524	101-105	47884	131	48625	47	49696	165
47131	101-105	47526	47	47885	131	48628	129	49697	165
47132	105-109	47528	41-45	47889	129	48645	81	49698	165
47151	135	47529	31	47900	117	48670	121-123	49701	165
47152	135	47530	43-47	47955	121	48671	121-123	49702	165
47154	157	47531	135	47958	101-105	48699	105-109	49703	165
47155	157	47532	135	47959	101-105	48702	121-123	49842	149-161
47156	157-161	47545	121-125	47962	101	48744	115	49862	113
47177	135	47546	121-125	47963	103	48747	145	49903	19
47219	101	47547	131	47964	101	48754	129	50035	133
47225	105-109-139	47551	117-123	47965	109	48755	129	50048	5
47226	105-109-139	47552	131	47966	109	48772	141	50182	129
47229	151	47553	117	47967	109	48773	139	50184	117-125
47230	151	47554	117	47986	45	48839	121-123	50186	141
47231	151	47555	119	48249	143	48885	105-109	50188	85
47232	151	47556	119	48331	97	48928	105-109	50189	87
47233	151	47564	101	48366	79	48929	139	50190	85
47234	151	47646	155	48368	113	48930	139	50191	89
47273	157	47722	135	48372	113	48931	139	50193	109

DISEGNO DRAWING DESSIN ZEICHNUNG	PAGINA PAGE PAGE SEITE	DISEGNO DRAWING DESSING ZEICHNUNG	PAGINA PAGE PAGE SEITE	DISEGNO DRAWING DESSING ZEICHNUG	PAGINA PAGE PAGE SEITE	DISEGNO DRAWING DESSING ZEICHNUG	PAGINA PAGE PAGE SEITE	DISEGNO DRAWING DESSING ZEICHNUG	PAGINA PAGE PAGE SEITE
50194	129	50616	135	51057	165	51566	133	52000	51
50195	125	50617	87	51110	139	51568	129	52001	51
50200/02	79	50654	149	51122	43-47-49	51569	133	52002	51
50200/04	79	50688	163	51123	125	51570	133	52003	51
50200/06	79	50750	151	51125	109	51643	19	52004	51
50200/08	79	50752	163	51135	101-105-109	51646	129	52005	51
50200/10	79	50758	161	51218	149	51730	129	52006	51
50202	77	50759	161	51219	149	51873	125	52007	51
50204	79	50764	103-105-109	51226	53	51874	77	52008	51
50315	121-123	50765	103-105-109	51230	131	51879	109	52009	51
50321	109-137	50766	107-111	51284	161	51880	111	52010	51
50335	115	50767	103-111-107	51285	161	51887	133	52011	51
50346	85	50768	103-111-107	51347	129	51909	129	52012	51
50347	137-139	50769	103-111-107	51405	111	51941	165	52013	51
50351	87	50770	103-111-107	51437	91	51942	165	52014	51
50352	87	50771	103-105-109	51445	127	51943	165	52015	51
50358	93	50772	103-105-109	51488	113	51944	165	52016	51
50378	79	50808	163	51490	93	51945	165	52017	51
50379	79	50825	123	51494	79	51946	165	52018	51
50386	113	50827	123	51497	77	51947	167	52019	51
50409	93	50829	123	51499	77	51948	165	52032	129
50411	93	50868	111	51503	79	51949	167	52049	12
50412	93	50881	103	51507	81	51950	165	N1048-G22	119
50414	97	50882	103	51508	141	51951	165	N1049-G22	95
50415	93	50883	103	51509	115	51952	167	N1051-G22	95-151
50416	95	50918	101	51535	125	51953	167	N1053-G22	85
50417	95	50919	111	51538	137	51954	167	N1076-G22	83
50418	97	50942	133	51539	137	51955	167	N1078-G22	79-99-163
50419	121-127	50943	133	51547	145	51986	49	N1079-G22	55-119-123-125
50421	151	50944	133	51548	145	51987	49		129-147-165
50549	131	50947	125	51550	85	51988	49	N1081-G22	81-117-119
50555	151	50948	125	51551	85	51989	49		123-165
50562	155	50949	123	51552	85	51990	51	N1082-G22	7
50563	109	50950	123	51553	87	51991	51	N1083-G22	75-115
50568	149	50951	123	51554	87	51992	51	N1085-G22	93-157-161
50569	155	50952	123	51557	125	51993	51	N1087-G22	115
50574	87	50953	133	51558	125	51994	51	N1138-G22	151
50610	149	50954	133	51559	125	51995	51	N1140-G22	135
50611	149	50979	85	51560	125	51996	51	N1141-G22	115
50612	149	50980	85	51563	123	51997	51	N1146-G22	135
50613	149	50981	87	51564	123	51998	51	N1148-G22	135
50614	149	51047	149	51565	133	51999	51	N1150-G22	77-95

DISEGNO DRAWING DESSIN ZEICHNUNG	PAGINA PAGE PAGE SEITE
N1155-G22	79
N1156-G22	87
N1208-G22	137
N1216-G22	81
N2487-G22	75-151
N2507-G22	115
N2509-G22	93
N2512-G19	67-89
N2555-G22	81-91
N2556-G22	73-81-119
	125-137
N2557-G19	87
N2557-G22	87
N2558-G19	87-165
N2559-G22	79
N2562-G22	113
N2582-G22	77
N2585-G22	77
N2613-G22	89
N2896-G22	31-37
N3755-G22	105-109
N7330-G19	101-105-109
N7330-G22	153
N7335-G22	151
N7335-G23	67
N15032-G22	79
N15033-G22	113-133
N15035-G22	31
N15037-G22	81-143
N15055-G22	143
N15064-G22	95-115
N15066-G21	83
N15088-G22	159-163
N15094-G23	149
N15192-G22	111-137
N15193-G19	89
N15193-G22	153
N15195-G22	79
N15197-G22	93
N15198-G22	95
N15214-G22	95
N15503-G22	85-97-119

DISEGNO DRAWING DESSIN ZEICHNUNG	PAGINA PAGE PAGE SEITE
	151-153
N15504-G19	7-55-67-75-89
	95-113-147-151
N15504-G22	95-113-151
N15506-G22	77-81-95-113
	135-137
N15507-G22	77-93
N15508-G22	157
N15535-G22	97-99-119
	151-155
N15536	119
N15536-G22	7-55-79-83
	95-115-119-125
	147-151
	157-163-165
N15538	119-125-135
N15538-G22	31-39-77-81-95
	137-151
N15540-G22	77
N15541-G22	157-161
N15542-G22	95
N15548-G22	95
N15549-G22	79-165
N15576	75
N15636-G19	135
N15636-G23	149
N15672	31-37
N15680	53
N15767-G22	135
N15769-G22	113
N15771-G22	79-141
N20048	113
N20050	113
N21266	165
N21275-G0	143
N21312-G0	141
N21314-GO	73
N21507-GO	73
N21938	89
N29005	137-143

DISEGNO DRAWING DESSIN ZEICHNUG	PAGINA PAGE PAGE SEITE

DISEGNO DRAWING DESSING ZEICHNUG	PAGINA PAGE PAGE SEITE

DISEGNO DRAWING DESSING ZEICHNUG	PAGINA PAGE PAGE SEITE

micro V2

C332 284628

CAGIVA motor Italia S.p.A.
Via G. Macchi 144
21100 VARESE
Tel. (0332) 311240 (8 linee)
Telex 380280

Realizzazione Fotocomposizione e Stampa: Litografia Valli - Via Bidino, 20 - Induno Olona (Va) - Tel. (0332) 202729

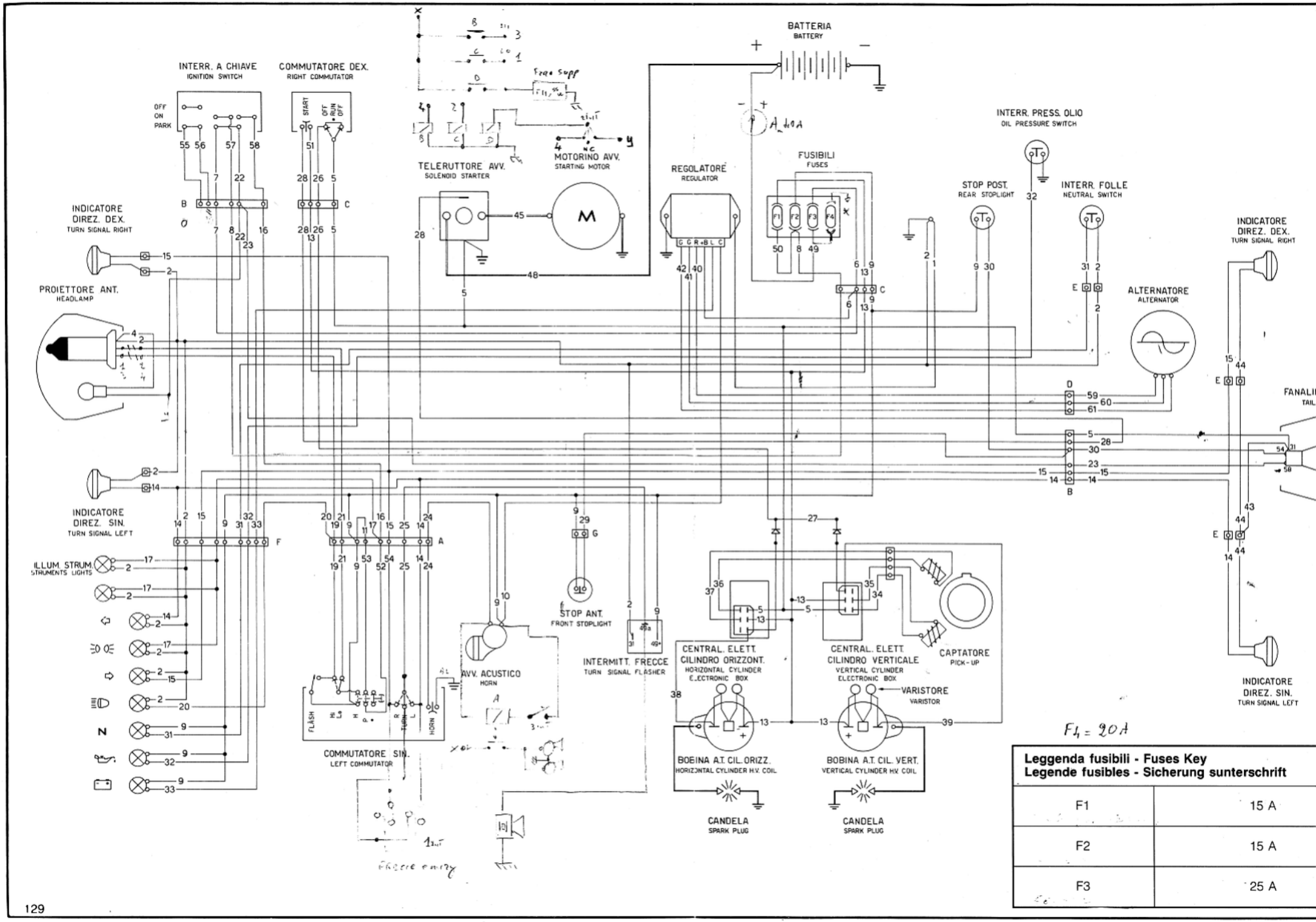

Leggenda fusibili - Fuses Key Legende fusibles - Sicherung sunterschrift	
F1	15 A
F2	15 A
F3	25 A